



**2014  
FOOTBALL  
MEDIA  
GUIDE**

**SECSPORTS.COM**



# 2014 SEC FOOTBALL SCHEDULE



Date Team	Aug. 30	Sept. 6	Sept. 13	Sept. 20	Sept. 27	Oct. 4	Oct. 11	Oct. 18	Oct. 25	Nov. 1	Nov. 8	Nov. 15	Nov. 22	Nov. 29
<b>ALABAMA</b>	WEST VIRGINIA Atlanta, Ga.	FLORIDA ATLANTIC Tuscaloosa	SOUTHERN MISS Tuscaloosa	FLORIDA Tuscaloosa	TEXAS A&M Arlington, Texas	OLE MISS Oxford	ARKANSAS Fayetteville	TEXAS A&M Tuscaloosa	TENNESSEE Knoxville	LSU Baton Rouge	LSU Baton Rouge	MISSISSIPPI STATE Tuscaloosa	WESTERN CAROLINA Tuscaloosa	AUBURN Tuscaloosa
<b>ARKANSAS</b>	AUBURN Auburn	NICHOLLS STATE Fayetteville	TEXAS TECH Lubbock	N. ILLINOIS Fayetteville	TEXAS A&M Arlington, Texas	LSU Auburn	ALABAMA Fayetteville	GEORGIA Little Rock	UAB Fayetteville	MISSISSIPPI STATE Starkville	MISSISSIPPI STATE Starkville	LSU Fayetteville	OLE MISS Fayetteville	MISSOURI Columbia (Nov. 28)
<b>AUBURN</b>	ARKANSAS Auburn	SAN JOSE STATE Auburn	KENTUCKY Gainesville	KANSAS STATE Manhattan (Sept. 18)	LOUISIANA TECH Auburn	LSU Auburn	MISSISSIPPI STATE Starkville	MISSOURI Gainesville	SOUTH CAROLINA Auburn	OLE MISS Oxford	TEXAS A&M Auburn	GEORGIA Athens	SAMFORD Auburn	ALABAMA Tuscaloosa
<b>FLORIDA</b>	IDAHO Gainesville	EASTERN MICHIGAN Gainesville	KENTUCKY Gainesville	ALABAMA Tuscaloosa	TENNESSEE Athens	TENNESSEE Knoxville	LSU Gainesville	MISSOURI Gainesville	MISSOURI Gainesville	GEORGIA Jacksonville	VANDERBILT Nashville	SOUTH CAROLINA Gainesville	EASTERN KENTUCKY Gainesville	FLORIDA STATE Tallahassee
<b>GEORGIA</b>	CLEMSON Athens	OHIO Lexington	SOUTH CAROLINA Columbia	TROY Athens	TENNESSEE Athens	VANDERBILT Athens	MISSOURI Columbia	ARKANSAS Little Rock	ARKANSAS Little Rock	FLORIDA Jacksonville	KENTUCKY Lexington	AUBURN Athens	CHARLESTON SOUTHERN Athens	GEORGIA TECH Athens
<b>KENTUCKY</b>	UT MARTIN Lexington	OHIO Lexington	FLORIDA Gainesville	MISSISSIPPI STATE Baton Rouge	VANDERBILT Lexington	SOUTH CAROLINA Lexington	LA MONROE Lexington	LSU Baton Rouge	MISSISSIPPI STATE Lexington	MISSOURI Columbia	GEORGIA Lexington	TENNESSEE Knoxville		LOUISVILLE Louisville
<b>LSU</b>	WISCONSIN Houston, Texas	SAM HOUSTON Baton Rouge	LA MONROE Baton Rouge	MISSISSIPPI STATE Baton Rouge	NEW MEXICO STATE Baton Rouge	AUBURN Auburn	FLORIDA Gainesville	KENTUCKY Baton Rouge	OLE MISS Baton Rouge	ALABAMA Baton Rouge	ALABAMA Baton Rouge	ARKANSAS Fayetteville		TEXAS A&M College Station (Nov. 27)
<b>OLE MISS</b>	BOISE STATE Atlanta, Ga. (Aug. 28)	VANDERBILT Nashville	UI-LAFAYETTE Oxford	MISSISSIPPI STATE Baton Rouge	MEMPHIS Oxford	ALABAMA Oxford	TEXAS A&M College Station	TENNESSEE Oxford	LSU Baton Rouge	AUBURN Oxford	PRESBYTERIAN Oxford	ARKANSAS Fayetteville	ARKANSAS Fayetteville	MISSISSIPPI STATE Oxford
<b>MISSISSIPPI STATE</b>	SOUTHERN MISS Starkville	UAB Starkville	SOUTH ALABAMA Mobile	LSU Baton Rouge	MISSISSIPPI STATE Oxford	TEXAS A&M Starkville	AUBURN Starkville	TENNESSEE Oxford	KENTUCKY Lexington	ARKANSAS Starkville	UT MARTIN Starkville	ALABAMA Tuscaloosa	VANDERBILT Starkville	OLE MISS Oxford
<b>MISSOURI</b>	SOUTH DAKOTA STATE Columbia	TOLEDO Toledo	UCF Columbia	INDIANA Columbia	SOUTH CAROLINA Columbia, S.C.	KENTUCKY Lexington	GEORGIA Columbia	FLORIDA Gainesville	VANDERBILT Columbia	KENTUCKY Columbia	KENTUCKY Columbia	TEXAS A&M College Station	TENNESSEE Knoxville	ARKANSAS Columbia (Nov. 28)
<b>SOUTH CAROLINA</b>	TEXAS A&M Columbia (Aug. 28)	EAST CAROLINA Columbia	GEORGIA Columbia	VANDERBILT Nashville	MISSOURI Columbia, S.C.	KENTUCKY Lexington	MISSOURI Columbia	FURMAN Columbia	AUBURN Auburn	TENNESSEE Columbia		FLORIDA Gainesville	SOUTH ALABAMA Columbia	CLEMSON Clemson
<b>TENNESSEE</b>	UTAH STATE Knoxville (Aug. 31)	ARKANSAS STATE Knoxville	OKLAHOMA Norman	MISSISSIPPI STATE Nashville	GEORGIA Athens	FLORIDA Knoxville	UT CHATTANOOGA Knoxville	OLE MISS Oxford	ALABAMA Knoxville	SOUTH CAROLINA Columbia		KENTUCKY Knoxville	MISSOURI Knoxville	VANDERBILT Nashville
<b>TEXAS A&amp;M</b>	S. CAROLINA Columbia (Aug. 28)	LAMAR College Station	RICE College Station	SINU Dallas	ARKANSAS Arlington, Texas	MISSISSIPPI STATE Starkville	OLE MISS College Station	ALABAMA Tuscaloosa		LA MONROE College Station	AUBURN Auburn	MISSOURI College Station		LSU College Station (Nov. 27)
<b>VANDERBILT</b>	TEMPLE Nashville (Aug. 28)	OLE MISS Nashville	UMASS Nashville	SOUTH CAROLINA Nashville	KENTUCKY Lexington	GEORGIA Athens	CHARLESTON SOUTHERN Nashville		MISSOURI Columbia	OLD DOMINION Nashville	FLORIDA Nashville		MISSISSIPPI STATE Starkville	TENNESSEE Nashville

2014 SEC CHAMPIONSHIP GAME • DECEMBER 6 • ATLANTA, GA.

## SOUTHEASTERN CONFERENCE

SEC Network	2-3
Standard of Excellence	4-6
SEC All-Time National Champions	7
SECU Academic Initiative	8
Commissioner Mike Slive	9
SEC Headquarters	10
SEC Milestones	11-13
SEC Staff	14
SEC Official Sponsor/Licensing Program	15
Media Services	16
Instant Replay	17

## SEC CHAMPIONSHIP GAME

2014 SEC Championship Game	18
2013 SEC Championship Game	19-20
SEC Championship Game History	21-27
SEC Championship Game Records	28-30

## BOWLS

Bowl Highlights	31
SEC Bowl Agreements	32
College Football Playoff	33

## ALABAMA

2014 Schedule/Quick Facts/Stadium	34
Coach Nick Saban	35
2013 Statistical Leaders/2013 Results/ Team Information	36
All-Star Candidates	37
Alphabetical Roster	38
Year-by-Year Record/Bowls	39

## ARKANSAS

2014 Schedule/Quick Facts/Stadium	40
Coach Bret Bielema	41
2013 Statistical Leaders/2013 Results/ Team Information	42
All-Star Candidates	43
Alphabetical Roster	44
Year-By-Year Record	45

## AUBURN

2014 Schedule/Quick Facts/Stadium	46
Coach Gus Malzahn	47
2013 Statistical Leaders/2013 Results/ Team Information	48
All-Star Candidates	49
Alphabetical Roster	50
Year-By-Year Record	51

## FLORIDA

2014 Schedule/Quick Facts/Stadium	52
Coach Will Muschamp	53
2013 Statistical Leaders/2013 Results/ Team Information	54
All-Star Candidates	55
Alphabetical Roster	56
Year-By-Year Record	57

## GEORGIA

2014 Schedule/Quick Facts/Stadium	58
Coach Mark Richt	59
2013 Statistical Leaders/2013 Results/ Team Information	60
All-Star Candidates	61
Alphabetical Roster	62
Year-By-Year Record	63

## KENTUCKY

2014 Schedule/Quick Facts/Stadium	64
Coach Mark Stoops	65
2013 Statistical Leaders/2013 Results/ Team Information	66
All-Star Candidates	67
Alphabetical Roster	68
Year-By-Year Record	69

## LSU

2014 Schedule/Quick Facts/Stadium	70
Coach Les Miles	71
2013 Statistical Leaders/2013 Results/ Team Information	72
All-Star Candidates	73
Alphabetical Roster	74
Year-By-Year Record	75

## OLE MISS

2014 Schedule/Quick Facts/Stadium	76
Coach Hugh Freeze	77
2013 Statistical Leaders/2013 Results/ Team Information	78
All-Star Candidates	79
Alphabetical Roster	80
Year-By-Year Record	81

## MISSISSIPPI STATE

2014 Schedule/Quick Facts/Stadium	82
Coach Dan Mullen	83
2013 Statistical Leaders/2013 Results/ Team Information	84
All-Star Candidates	85
Alphabetical Roster	86
Year-By-Year Record	87

## MISSOURI

2014 Schedule/Quick Facts/Stadium	88
Coach Gary Pinkel	89
2013 Statistical Leaders/2013 Results/ Team Information	90
All-Star Candidates	91
Alphabetical Roster	92
Year-By-Year Record	93

## SOUTH CAROLINA

2014 Schedule/Quick Facts/Stadium	94
Coach Steve Spurrier	95
2013 Statistical Leaders/2013 Results/ Team Information	96
All-Star Candidates	97
Alphabetical Roster	98
Year-By-Year Record	99

## TENNESSEE

2014 Schedule/Quick Facts/Stadium	100
Coach Butch Jones	101
2013 Statistical Leaders/2013 Results/ Team Information	102
All-Star Candidates	103
Alphabetical Roster	104
Year-By-Year Record	105

## TEXAS A&M

2014 Schedule/Quick Facts/Stadium	106
Coach Kevin Sumlin	107
2013 Statistical Leaders/2013 Results/ Team Information	108
All-Star Candidates	109
Alphabetical Roster	110
Year-By-Year Record	111

## VANDERBILT

2014 Schedule/Quick Facts/Stadium	112
Coach Derek Mason	113
2013 Statistical Leaders/2013 Results/ Team Information	114
All-Star Candidates	115
Alphabetical Roster	116
Year-By-Year Record	117

## 2013 IN REVIEW

Standings/Recap	118
Team & Individual Statistics	119-123

## THROUGH THE YEARS

National/Undeclared Teams/All-Time Standings/Streaks/Consecutive Wins	124
Record vs. Other Conferences/ Non-Conference Record	125-127
All-Time Champions	128
Year-By-Year Standings	129-136
National Statistical Champions	137
Year-By-Year Statistical Leaders	138-143
SEC in National Attendance Leaders	144-147

## RECORD BOOK

Individual Records	148-163
Team Records	163-170
Overtime Records	171
3,000-Yard Club	172
Longest Plays	173

## HONORS

SEC in the NFL Draft	174
Hall of Fame Members	175
SEC National Award Winners	176
SEC All-Americans	177-180
Academic Honor Roll	181-182
Academic All-America	183
AFC/A Honors	184
Individual SEC Awards	185
Coaches All-SEC Teams	186-192

## COACHES

All-Time Coaching Records	193-195
Coach of the Year	196
Winningest SEC Coaches	197-198

## BOWLS & POLLS

Year-by-Year in Bowl Games	199-200
Bowl Games of SEC Members	201-203
All-Time AP Poll	204
SEC in Final Wire Service Polls	205-208

## CREDITS

### Editor

Sean Cartell  
SEC Secondary Football Contact

### Special Assistance

Chuck Dunlap, Craig Pinkerton

### Printing

EBSCO Media; Birmingham, Ala.

### Layout and Cover Design

EBSCO Media; Birmingham, Ala.





# SEC NETWORK

This season 45 SEC football games will have a new home, airing live on SEC Network. The national sports network will feature a tripleheader of SEC action every Saturday accompanied by a robust line-up of interviews and analysis over the week-end and throughout the week. To complement the storied history of the conference, the SEC Network has drafted a deep bench of football and sportscasting legends in the booth and on the set. Every Saturday will kick off with host Joe Tessitore alongside Paul Finebaum, Marcus Spears and Tim Tebow live from a different SEC campus on *SEC Nation*. The day's programming will also be highlighted by a commentating lineup that includes Brent Musburger, Jesse Palmer and Maria Taylor for one of the three matchups scheduled.

Throughout the week viewers will see extensive coverage of all 14 football teams in *SEC Now*, *The Paul Finebaum Show* and a slate of studio shows and special features. Football is one of 21 SEC sponsored sports the television and digital network will cover.

## All 14 SEC Football Teams to Play on the SEC Network in First Four Weeks of the Season

Date	Time (ET)	Game
Thu, Aug. 28	6 p.m.	Texas A&M at South Carolina
	9:15 p.m.	Temple at Vanderbilt
Sat, Aug. 30	Noon	Tennessee-Martin at Kentucky
	4 p.m.	Arkansas at Auburn
	7:30 p.m.	Southern Mississippi at Mississippi State
Sun, Aug. 31	7 p.m.	Utah State at Tennessee
Sat, Sept. 6	Noon	Florida Atlantic at Alabama
	Noon	Arkansas State at Tennessee
	4 p.m.	Eastern Michigan at Florida
	4 p.m.	Nicholls State at Arkansas
	7:30 p.m.	Sam Houston State at LSU
	7:30 p.m.	Lamar at Texas A&M
Sat, Sept. 13	Noon	UCF at Missouri
	4 p.m.	Louisiana-Lafayette at Ole Miss
	7:30 p.m.	Kentucky at Florida
Sat, Sept. 20	Noon	Troy at Georgia

The network's traveling pre-game show will air from every SEC school campus in its first season.

## SEC Nation Schedule:

Date	Time (ET)	School/City
Thu, Aug. 28	4 - 6 p.m.	South Carolina/Columbia, S.C.
Sat, Aug. 30	10 a.m. - noon	Auburn/Auburn, Ala.
Sat, Sept. 6	10 a.m. - noon	Vanderbilt/Nashville, Tenn.
Sat, Sept. 13	10 a.m. - noon	Florida/Gainesville, Fla.
Sat, Sept. 20	10 a.m. - noon	Alabama/Tuscaloosa, Ala.



# 8.14.14







## SHOW DESCRIPTIONS:

### SEC Nation

Host Joe Tessitore is joined by analyst Tim Tebow, Marcus Spears and contributors on a different SEC campus each week for this two-hour traveling pregame show with game previews, highlights, features and the sights and sounds of game day in the SEC.

### The Paul Finebaum Show


A daily four-hour radio show, ESPN Radio's Paul Finebaum shares compelling opinions on SEC football through a deep knowledge of the conference and interaction with passionate callers that have followed him for years.

### SEC Storied

A feature series from ESPN Films exploring the rich athletic history of the SEC's recent and more distant past.

### SEC Rewind

Classic games featuring SEC teams, including past BCS Championship games, past SEC Championship games, and classic regular season and Bowl games





# THE SOUTHEASTERN CONFERENCE

## "THE STANDARD OF EXCELLENCE"

The Southeastern Conference, with its storied 81-year history of athletic achievements and academic excellence, has built perhaps the greatest tradition of intercollegiate competition of any league in the country since its inception in 1933.

The 2013-14 academic year was another season to remember for the SEC as conference teams captured seven national titles and six national runner-up finishes. The SEC has won consecutive national championships in equestrian, men's golf, gymnastics and women's swimming and diving. Since 1990, the SEC has won 163 team national championships for an average of more than six per year.

Florida's second consecutive gymnastics national title was the fourth straight for the league and 198th overall. The Georgia equestrian team brought home the national title marking the 13th consecutive year that a team currently in the SEC captured the title. Alabama won its second consecutive national championship in the sport of men's golf. Georgia's women's swimming team captured its sixth national title and second in a row. The Florida softball team prevailed in an all SEC final to win its first championship and second for the league. Texas A&M won the league's 18th championship in women's outdoor track & field. Vanderbilt won the baseball title, the league's fourth in the last six years.

Overall, the SEC finished in the top two in nine of its 21 sponsored sports and in the top five in 13 of the 21 sports. Ten SEC teams participated in football postseason bowls with Auburn participating in the BCS Championship. Three men's basketball teams were invited to the NCAA Tournament and eight women's basketball teams were also invited to the NCAA Tournament. The SEC had 10 teams advance to postseason play in baseball with Ole Miss and Vanderbilt advancing to the College World Series. With 178 teams advancing to NCAA postseason competition, the SEC continued to solidify its place as the nation's premier conference.

In addition to the seven team championships, 71 SEC student-athletes garnered individual national championships, while 555 individuals were awarded with First-Team All-America Honors. Student-athletes around the league continued to excel in the classroom as well with more than 3,100 earning recognition on the SEC Academic Honor Roll.

On the national all-sport level, all 14 SEC schools placed in the top 55 of the NACDA Director's Cup rankings. Florida led the league with a second-place finish. Texas A&M placed 10th while Kentucky was 11th; Georgia finished 16th, Alabama 17th, LSU 24th, Arkansas 28th, Auburn 34th, South Carolina 35th, Tennessee 40th, Vanderbilt 45th, Missouri 46th, Mississippi State 52nd and Ole Miss 54th.

A brief sport-by-sport summary of the 2013-14 year follows:

### BASEBALL

A record 10 teams were invited to NCAA play with Ole Miss and Vanderbilt advancing to the College World Series in Omaha.

NCAA Tournament Participants:

Vanderbilt	CWS - Champion
Ole Miss	CWS - t3rd
Alabama	Regionals
Arkansas	Regionals
Florida	Regionals
Kentucky	Regionals
LSU	Regionals
Mississippi State	Regionals
South Carolina	Regionals
Texas A&M	Regionals

**SEC Champion:** Florida (21-9)

**SEC Tournament Champion:** LSU

**Coach of the Year:** Kevin O'Sullivan, UF

**Player of the Year:** A.J. Reed, UK

**Pitcher of the Year:** Aaron Nola, LS

**Freshman of the Year:** Logan Shore, UF

**Scholar-Athlete of the Year:** Seth Heck, MS

### MEN'S BASKETBALL

The SEC sent eight teams into postseason play with three combining to record a 12-3 record in the NCAA Tournament.

NCAA Tournament Participants:

Kentucky	Final Four - Runner-up
Florida	Final Four
Tennessee	Sweet 16

**SEC Champion:** Florida (18-0)

**SEC Tournament Champion:** Florida

**Coach of the Year:** Billy Donovan, UF

**Player of the Year:** Scottie Wilbekin, UF

**Freshman of the Year:** Julius Randle, UK

**Defensive Player of the Year:** Patric Young, UF

**Sixth Man of the Year:** Dorian Finney-Smith, UF

**Scholar-Athlete of the Year:** Patric Young, UF

### WOMEN'S BASKETBALL

The SEC had eight teams earn bids to the 2014 NCAA Tournament.

NCAA Tournament Participants:

Texas A&M	Elite Eight
Kentucky	Sweet Sixteen
LSU	Sweet Sixteen
South Carolina	Sweet Sixteen
Tennessee	Sweet Sixteen
Florida	Second Round
Georgia	First Round
Vanderbilt	First Round

**SEC Champion:** South Carolina (14-2)

**SEC Tournament Champion:** Tennessee

**Coach of the Year:** Dawn Staley, SC

**Player of the Year:** Tiffany Mitchell, SC

**Freshman of the Year:** Alaina Coates, SC

**Co-Defensive Players of the Year:** Martha Alwal, MS and Jordan Jones, AM

**Co-Sixth Women of the Year:** Jennifer O'Neill, UK and Alaina Coates, SC

**Scholar-Athlete of the Year:** Lianna Doty, MO

### MEN'S CROSS COUNTRY

The SEC sent three teams to compete in the NCAA Championships with Arkansas leading the way with a 12th-place finish.

NCAA Championships Participants:

Arkansas	340	12th
Florida	654	29th
Georgia	690	31st
Auburn		South Regional - 4th
Tennessee		South Regional - 5th
Mississippi State		South Regional - 7th
Texas A&M		South Central Regional - 7th
Missouri		Midwest Regional - 8th
Ole Miss		South Regional - 9th
Kentucky		Southeast Regional - 12th
Alabama		South Regional - 13th
LSU		South Central Regional - 17th
Vanderbilt		South Regional - 21st

**SEC Champion:** Arkansas

**Coach of the Year:** Chris Bucknam AR

**Runner of the Year:** Kemoy Campbell, AR

**Freshman of the Year:** T.J. Carey, MO

### WOMEN'S CROSS COUNTRY

Two SEC teams advanced to the 2013 NCAA Cross Country Championship, with Arkansas finishing 15th.

NCAA Championships Participants:

Arkansas	340	15th
Vanderbilt	676	27th
Alabama		South Regional - 3rd
Texas A&M		South Central Regional - 3rd
Florida		South Regional - 4th
Ole Miss		South Regional - 5th
Georgia		South Regional - 6th
Kentucky		Southeast Regional - 6th
Missouri		Midwest Regional - 6th
Mississippi State		South Regional - 7th
Tennessee		South Regional - 9th
Auburn		South Regional - 10th
South Carolina		Southeast Regional - 14th
LSU South		Central Regional - 17th

**SEC Champion:** Arkansas

**Coach of the Year:** Lance Harter, AR

**Runner of the Year:** Dominique Scott, AR

**Freshman of the Year:** Kaitlyn Fischer, MO

### EQUESTRIAN

Georgia won the NCEA National Championship, marking the 13th consecutive year that a team currently in the SEC captured the equestrian national title.

NCEA Championships Participants:

Georgia	1st	National Champion
S. Carolina	2nd	
Auburn	t3rd	
Texas A&M		Participant

**SEC Champion:** South Carolina

**Coach of the Year:** Boo Major, SC

**Scholar-Athlete of the Year:** Jennifer Waxman, AU

**Equitation Over Fences Rider of the Year:** Katherine Schmidt, SC



**Co-Equitiation On The Flat Riders of the Year:**

Katherine Schmidt, SC and Liza Finsness, UG

**Horsemanship Rider of the Year:** Johnna

Letchworth, SC

**Reining Rider of the Year:** McKenzie Lantz, UG**Freshman Equitation Over Fences Rider of the****Year:** Liza Finsness, UG**Freshman Equitation On The Flat Rider of the****Year:** Liza Finsness, UG**Freshman Horsemanship Rider of the Year:** Lacy

Watson, AU

**Freshman Reining Rider of the Year:** Charley

Thiel, UG

**FOOTBALL**

For the eighth consecutive year, an SEC team appeared in the BCS National Championship game when Auburn represented the league.

Bowl Participants: (Bowl - Final AP/USA Ranking)

Auburn	BCS - 2nd/2nd
Alabama	Sugar - 7th/8th
South Carolina	Capital One - 4th/4th
LSU	Outback - 14th/14th
Missouri	Cotton - 5th/5th
Texas A&M	Chick-fil-A - 18th/18th
Georgia	Gator - rv/x
Ole Miss	Music City - rv/rv
Mississippi State	Liberty - rv/x
Vanderbilt	BBVA Compass

**SEC Champion:** Auburn (8-0)**SEC Coach of the Year:** Gus Malzahn, AU**Offensive Player of the Year:** Tre Mason, AU**Co-Defensive Players of the Year:** C.J. Mosley, UA and Michael Sam, MO**Special Teams Player of the Year:** Christian Jones, UA**Freshman of the Year:** Laquon Treadwell, UM**Scholar-Athlete of the Year:** Aaron Murray, UG**Jacobs Blocking Trophy:** Jake Matthews, AM**MEN'S GOLF**

Twelve SEC Men's Golf teams advanced to postseason play with Alabama winning the national title.

NCAA Championships Participants:

Alabama	National Champion
LSU	t-3rd
South Carolina	9th
Georgia	t-11th
Vanderbilt	t-16th
Arkansas	t-18th
Kentucky	t-18th
Missouri	20th
Auburn	23rd
Texas A&M	29th
Mississippi State	Midwest Regional
Tennessee	West Regional

**SEC Champion:** Alabama**Coach of the Year:** Jay Seawell, UA**Golfer of the Year:** Robby Shelton, UA**Freshman of the Year:** Robby Shelton, UA**Scholar-Athlete of the Year:** Cory Whitsett, UA**WOMEN'S GOLF**

Twelve SEC Women's Golf teams advanced to the postseason with six making the NCAA Championships.

NCAA Championships Participants:

Mississippi State	6th
Alabama	9th
Texas A&M	t-10th
Vanderbilt	t-10th
South Carolina	13th
Florida	t-18th
Arkansas	Central Regional
Auburn	East Regional
Georgia	East Regional
Kentucky	East Regional
LSU	Central Regional
Tennessee	West Regional

**SEC Champion:** Vanderbilt**Coach of the Year:** Shauna Estes-Taylor, AR**Golfer of the Year:** Stephanie Meadow, UA**Freshman of the Year:** Simin Feng, VU**Scholar-Athlete of the Year:** Stephanie Meadow, UA**GYMNASTICS**

The SEC has placed at least two teams in the final top five 29 of the last 30 years and placed three in the top 10 22 consecutive years.

NCAA Championships Participants:

Florida	198.175	Tie - National Champion
LSU	197.600	3rd
Alabama	197.550	4th
Georgia	197.050	5th
Arkansas	196.375	Fayetteville Regional - 3rd
Kentucky	195.925	State College Regional - 4th
Auburn	195.050	Baton Rouge Regional - 5th

**SEC Champion:** Alabama**Coach of the Year:** Jeff Graba, AU**Gymnast of the Year:** Katherine Grable, AR**Event Specialist of the Year:** Lindsey Cheek, UG**Freshman of the Year:** Amanda Wellick, AR**Scholar-Athlete of the Year:** Kim Jacob, UA**SOCCER**

Six teams appeared in the 2013 NCAA Tournament, marking the 81st appearance by SEC teams in the event.

NCAA Tournament Participants:

Arkansas	Round of 16
Texas A&M	2nd Round
Kentucky	2nd Round
South Carolina	2nd Round
Ole Miss	2nd Round
Florida	2nd Round

**Co-SEC Champions:** Florida and Texas A&M (9-2-0)**SEC Tournament Champion:** Texas A&M**Coach of the Year:** G Guerrieri, AM**Offensive Player of the Year:** Savannah Jordan, UF**Defensive Player of the Year:** Sabrina D'Angelo, SC**Freshman of the Year:** Savannah Jordan, UF**Scholar-Athlete of the Year:** Rafaella Souza, UM**SOFTBALL**

Eleven teams represented the league in the NCAA Tournament with Florida winning the national championship.

NCAA Championships Participants:

Florida	National Champion
Alabama	WCWS - Runner-up
Kentucky	WCWS - t-4th
Georgia	Super Regionals
Tennessee	Super Regionals
Auburn	Regionals
LSU	Regionals
Mississippi State	Regionals
Missouri	Regionals
South Carolina	Regionals
Texas A&M	Regionals

**SEC Champion:** Alabama (19-5)**SEC Tournament Champion:** Georgia**Coach of the Year:** Pat Murphy, UA**Player of the Year:** Madison Shipman, UT**Pitcher of the Year:** Jaclyn Traina, UA**Freshman of the Year:** Tori Finucane, MO**Scholar-Athlete of the Year:** Ellen Renfro, UT**MEN'S SWIMMING & DIVING**

Six SEC teams finished among the top 30 at the NCAA Championships.

NCAA Championships Participants:

Florida	387	3rd
Georgia	259	5th
Auburn	230	6th
Alabama	121.5	12th
Tennessee	98	15th

Missouri	95	16th
South Carolina	10	33rd
Kentucky	8	37th
LSU	7	38th
Texas A&M	3	44th

**SEC Champion:** Florida**Swimming Coach of the Year:** Gregg Troy, UF**Co-Diving Coach of the Year:** Jeff Shaffer, AU and Jamie Sweeney, MO**Swimmer of the Year:** Marcin Cieslak, UF**Diver of the Year:** Mauricio Robles, UT**Freshman Swimmer of the Year:** Mitch D'Arrigo, UF**Freshman Diver of the Year:** Jordan Gotro, SC**Co-Scholar-Athletes of the Year:** T.J. Leon, AU and Brad deBorde, UF**WOMEN'S SWIMMING & DIVING**

Four SEC teams finished among the top 10 nationally with Georgia winning its sixth national title.

NCAA Championships Participants:

Georgia	528	National Champion
Texas A&M	336	4th
Florida	239	6th
Tennessee	223	7th
Auburn	62	14th
Kentucky	36	23rd
LSU	17	36th
Missouri	16	37th
Alabama	13	39th

**SEC Champion:** Georgia**Swimming Coach of the Year:** Steve Bultman, AM**Diving Coach of the Year:** Dan Laak, UG**Swimmer of the Year:** Brittany MacLean, UG**Diver of the Year:** Laura Ryan, UG**Freshman Swimmer of the Year:** Olivia Smoliga, UG**Scholar-Athlete of the Year:** Shannon Vreeland, UG**MEN'S TENNIS**

Ten teams represented the SEC in the NCAA Championships with four reaching the third round of the tournament.

NCAA Championships Participants:

Florida	Round of 16
Georgia	Round of 16
Kentucky	Round of 16
Tennessee	Round of 16
Ole Miss	Second Round
Mississippi State	Second Round
South Carolina	Second Round
Texas A&M	Second Round
Vanderbilt	Second Round
Auburn	First Round

**SEC Champion:** Georgia**SEC Tournament Champion:** Texas A&M**Coach of the Year:** Steve Denton, AM**Player of the Year:** Nik Scholtz, UM**Freshman of the Year:** Florian Lakat, MS**Scholar-Athlete of the Year:** Daniil Proskura, UA**WOMEN'S TENNIS**

Eleven SEC teams advanced to NCAA postseason action with Florida appearing in the national semifinals.

NCAA Championships Participants:

Florida	National Semifinals
Georgia	Quarterfinals
Alabama	Round of 16
Texas A&M	Round of 16
Vanderbilt	Round of 16
Auburn	Second Round
Kentucky	Second Round
Ole Miss	Second Round
South Carolina	Second Round
LSU	First Round
Tennessee	First Round

**SEC Champion:** Alabama**SEC Tournament Champion:** Georgia**Coach of the Year:** Jenny Mainz, UA

**Player of the Year:** Lauren Herring, UG  
**Co-Freshman of the Year:** Erin Roulliffe, UA and Sydney Campbell, VU  
**Scholar-Athlete of the Year:** Mary Anne Daines, UA

### MEN'S INDOOR TRACK & FIELD

The SEC sent nine teams to the NCAA Indoor Track and Field Championships with Arkansas finishing second.

NCAA Championships Participants:

Arkansas	54	2nd
Florida	35	3rd
Alabama	20	t6th
LSU	18	t8th
Texas A&M	18	t8th
Mississippi State	16	t12th
Ole Miss	9	t24th
Georgia	8	t26th
Kentucky	4	t45th

**SEC Champion:** Arkansas  
**Coach of the Year:** Chris Bucknam, AR  
**Runner of the Year:** Arman Hall, UF  
**Field Event Athlete of the Year:** Sam Kendricks, MS  
**Co-Freshman Runners of the Year:** Sean Tobin, UM and Omar McLeod, AR  
**Freshman Field Athlete of the Year:** Jeremiah Green, UA

### WOMEN'S INDOOR TRACK & FIELD

The SEC had 11 teams finish in the top 20 at the NCAA Indoor Championships with Georgia and Florida tying for third.

NCAA Championships Participants:

Georgia	40.5	t3rd
Florida	40.5	t3rd
Texas A&M	35	5th
Arkansas	30	6th
Kentucky	23	9th
Mississippi State	18	t10th
LSU	16	t12th
Auburn	16	t12th
Missouri	11	t16th
Alabama	10	t19th
South Carolina	10	t19th

**SEC Champion:** Florida  
**Coach of the Year:** Mike Holloway, UF  
**Co-Runners of the Year:** Cory McGee, UF and Kamaria Brown, AM

**Field Athlete of the Year:** Erica Bougard, MS  
**Freshman Runner of the Year:** Rebekah Greene, UF  
**Freshman Field Athlete of the Year:** Kendall Williams, UG

### MEN'S OUTDOOR TRACK & FIELD

Twelve SEC scored at the NCAA Outdoor Track and Field Championships with Florida finishing as national runner-up.

NCAA Championships Participants:

Florida	70.0	2nd
Texas A&M	41.5	3rd
LSU	29.0	t4th
Georgia	24.0	6th
Arkansas	20.0	9th
Alabama	14.0	t15th
Kentucky	14.0	t15th
Tennessee	12.0	t18th
Ole Miss	10.0	t24th
Auburn	10.0	t24th
Mississippi State	10.0	t24th
Missouri	1.0	t73rd

**SEC Champion:** Texas A&M  
**Coach of the Year:** Pat Henry, AM  
**Runner of the Year:** Deon Lendore, AM  
**Field Athlete of the Year:** Ricky Robertson, UM  
**Freshman Runner of the Year:** Omar McLeod, AR  
**Freshman Field Athlete of the Year:** Alex Poursanidis, UG  
**Co-Scholar-Athletes of the Year:** Brandon Lord, UG and Nathanael Franks, AR

### WOMEN'S OUTDOOR TRACK & FIELD

The SEC was well represented at the NCAA Championships with a total of nine teams including national champion Texas A&M.

NCAA Championships Participants:

Texas A&M	75.0	National Champion
Florida	55.0	4th
Georgia	35.0	5th
LSU	34.0	6th
Kentucky	26.0	7th
Arkansas	21.5	9th
Alabama	13.0	18th
Missouri	9.0	30th
Tennessee	1.0	t59th

**SEC Champion:** Arkansas

**Coach of the Year:** Lance Harter, AR  
**Runner of the Year:** Olivia Ekpone', AM  
**Co-Field Athletes of the Year:** Ciarra Brewer, UF and Shelbi Vaughan, AM  
**Freshman Runner of the Year:** Shamier Little, AM  
**Freshman Field Athlete of the Year:** Kendall Williams, UG  
**Scholar-Athlete of the Year:** Jill Rushin, MO

### VOLLEYBALL

The SEC sent eight teams to the NCAA Tournament, marking the 24th straight year of sending at least two teams to NCAA postseason play.

NCAA Tournament Participants:

Florida	Second Round
Kentucky	Second Round
LSU	Second Round
Missouri	Second Round
Texas A&M	Second Round
Alabama	First Round
Arkansas	First Round
Georgia	First Round

**SEC Champion:** Missouri (18-0)  
**Coach of the Year:** Wayne Kreklow, MO  
**Player of the Year:** Molly Kreklow, MO  
**Libero Player of the Year:** Taylor Unroe, UF  
**Freshman of the Year:** Carly Kan, MO  
**Scholar-Athlete of the Year:** Camila Jersonsky, AU

## 2013-14 SEC YEAR IN REVIEW

Sport	SEC Champion(s)	SEC Tournament Champion	NCAA Teams	Best National Finish (NCAAs and/or Poll)	First Team All-Americans	Individual National Champions
Baseball	Florida	LSU	10	Vanderbilt (Champion)	5	---
Men's Basketball	Florida	Florida	3	Kentucky (2nd)	0	---
Women's Basketball	South Carolina	Tennessee	8	Texas A&M (Elite Eight)	0	---
Men's Cross Country	Arkansas	---	3	Arkansas (12th)	2	0 winners in 1 event
Women's Cross Country	Arkansas	---	2	Arkansas (15th)	3	0 winners in 1 event
Equestrian	South Carolina	---	4	Georgia (Champion)	5	---
Football	Auburn	---	10	Auburn (2nd)	10	---
Men's Golf	Alabama	---	12	Alabama (Champion)	2	0 winners in 1 event
Women's Golf	Vanderbilt	---	12	Mississippi State (6th)	3	0 winner in 1 event
Gymnastics	Florida	---	7	Florida (Co-Champion)	30	5 winners in 4 of 5 events
Soccer	Florida	Texas A&M	7	Arkansas (3rd Round)	1	---
Softball	Alabama	Georgia	11	Florida (Champion)	6	---
Men's Swimming & Diving	Florida	---	10	Florida (3rd)	98	8 winners in 5 of 21 events
Women's Swimming & Diving	Georgia	---	9	Georgia (Champion)	117	9 winners in 9 of 21 events
Men's Tennis	Georgia	Texas A&M	10	Four teams (Third Round)	16	2 winners in 2 events
Women's Tennis	Alabama	Georgia	11	Florida (3rd)	10	2 winners in 2 events
Men's Indoor Track & Field	Arkansas	---	9	Arkansas (2nd)	39	9 winners in 6 of 17 events
Women's Indoor Track & Field	Florida	---	11	Florida/Georgia (t3rd)	65	9 winners in 6 of 17 events
Men's Outdoor Track & Field	Texas A&M	---	12	Florida (2nd)	68	16 winners in 10 of 21 events
Women's Outdoor Track & Field	Arkansas	---	9	Texas A&M (Champion)	72	11 winners in 8 of 21 events
Volleyball	Missouri	---	8	Five Teams (2nd Round)	3	---
<b>TOTALS</b>			<b>178</b>	<b>7 NATIONAL CHAMPIONS</b>	<b>555</b>	<b>71</b>



# SEC ALL-TIME NATIONAL CHAMPIONS

**BASEBALL (10)**

1990	Georgia (52-19)
1991	LSU (55-18)
1993	LSU (53-17-1)
1996	LSU (52-15)
1997	LSU (57-13)
2000	LSU (52-17)
2009	LSU (56-17)
2010	South Carolina (54-16)
2011	South Carolina (55-14)
2014	Vanderbilt (51-21)

**MEN'S BASKETBALL (11)**

1948	Kentucky (36-3)
1949	Kentucky (32-2)
1951	Kentucky (32-2)
1958	Kentucky (23-6)
1978	Kentucky (30-2)
1994	Arkansas (31-3)
1996	Kentucky (34-2)
1998	Kentucky (35-4)
2006	Florida (33-6)
2007	Florida (35-5)
2012	Kentucky (38-2)

**WOMEN'S BASKETBALL (8)**

1987	Tennessee (28-6)
1989	Tennessee (35-2)
1991	Tennessee (30-5)
1996	Tennessee (32-4)
1997	Tennessee (29-10)
1998	Tennessee (39-0)
2007	Tennessee (34-3)
2008	Tennessee (36-2)

**WOMEN'S BOWLING (1)**

2007	Vanderbilt (74-14)
------	--------------------

**BOXING (1)**

1949	LSU (20)
------	----------

**MEN'S CROSS COUNTRY (8)**

1972	Tennessee (134)
1991	Arkansas (52)
1992	Arkansas (46)
1993	Arkansas (31)
1995	Arkansas (100)
1998	Arkansas (97)
1999	Arkansas (58)
2000	Arkansas (83)

**WOMEN'S CROSS COUNTRY (1)**

1988	Kentucky (75)
------	---------------

**EQUESTRIAN (2)**

2013	Auburn
2014	Georgia

**FOOTBALL (22)**

1951	Tennessee (10-1/AP, UPI)
1957	Auburn (10-0/AP)
1958	LSU (11-0/AP, UPI)
1960	Ole Miss (10-0-1/FWAA)
1961	Alabama (11-0/AP, UPI)
1964	Alabama (10-1/AP, UPI)
1965	Alabama (9-1-1/AP, FWAA)
1973	Alabama (11-1/UPI)
1978	Alabama (11-1/AP, FWAA)
1979	Alabama (12-0/AP, UPI, FWAA)
1980	Georgia (12-0/AP, UPI, FWAA)
1992	Alabama (13-0/AP, UPI, USA Today, FWAA)

1996	Florida (12-1/AP, UPI, USA Today, FWAA)
1998	Tennessee (13-0/AP, USA Today, FWAA)
2003	LSU (13-1/USA Today, BCS)
2006	Florida (13-1/USA Today, BCS)
2007	LSU (12-2/USA Today, BCS)
2008	Florida (13-1/USA Today, BCS)
2009	Alabama (14-0/USA Today, BCS)
2010	Auburn (14-0/AP, USA Today, BCS)
2011	Alabama (13-1/AP, USA Today, BCS)
2012	Alabama (13-1/AP, USA Today, BCS)

**MEN'S GOLF (12)**

1940	LSU (601-tie)
1942	LSU (590-tie)
1947	LSU (606)
1955	LSU (574)
1968	Florida (1154)
1973	Florida (1149)
1993	Florida (1145)
1999	Georgia (1180)
2001	Florida (1126)
2005	Georgia (1135)
2013	Alabama
2014	Alabama

**WOMEN'S GOLF (4)**

1985	Florida (1218)
1986	Florida (1180)
2001	Georgia (1176)
2012	Alabama (1171)

**GYMNASTICS (18)**

1987	Georgia (187.90)
1988	Alabama (190.05)
1989	Georgia (192.65)
1991	Alabama (195.125)
1993	Georgia (198.00)
1996	Alabama (198.025)
1998	Georgia (197.725)
1999	Georgia (196.850)
2002	Alabama (197.575)
2005	Georgia (197.825)
2006	Georgia (197.750)
2007	Georgia (197.850)
2008	Georgia (197.450)
2009	Georgia (197.825)
2011	Alabama (197.650)
2012	Alabama (197.850)
2013	Florida (197.575)
2014	Florida (198.175)

**RIFLE (1)**

2011	Kentucky
------	----------

**WOMEN'S SOCCER (1)**

1998	Florida (26-1)
------	----------------

**SOFTBALL (2)**

2012	Alabama (60-8)
2014	Florida (55-12)

**MEN'S SWIMMING & DIVING (11)**

1978	Tennessee (307)
1983	Florida (238)
1984	Florida (287.5)
1997	Auburn (496.5)
1999	Auburn (467.5)
2003	Auburn (609.5)

2004	Auburn (634)
2005	Auburn (491)
2006	Auburn (480.5)
2007	Auburn (566)
2009	Auburn (526)

**WOMEN'S SWIMMING & DIVING (13)**

1982	Florida (505)
1999	Georgia (504.5)
2000	Georgia (490.5)
2001	Georgia (389)
2002	Auburn (474)
2003	Auburn (536)
2004	Auburn (569)
2005	Georgia (609.5)
2006	Auburn (518.5)
2007	Auburn (535)
2010	Florida (382)
2013	Georgia (477)
2014	Georgia (528)

**MEN'S TENNIS (7)**

1959	Tulane (tie)
1985	Georgia (36-1)
1987	Georgia (24-3)
1999	Georgia (26-5)
2001	Georgia (28-1)
2007	Georgia (32-0)
2008	Georgia (27-3)

**WOMEN'S TENNIS (8)**

1992	Florida (30-0)
1994	Georgia (27-2)
1996	Florida (31-0)
1998	Florida (27-0)
2000	Georgia (27-2)
2003	Florida (31-2)
2011	Florida (31-1)
2012	Florida (27-1)

**MEN'S INDOOR TRACK & FIELD (18)**

1992	Arkansas (53)
1993	Arkansas (66)
1994	Arkansas (94)
1995	Arkansas (59)
1997	Arkansas (59)
1998	Arkansas (56)
1999	Arkansas (65)
2000	Arkansas (69.5)
2001	LSU (34)
2002	Tennessee (52)
2003	Arkansas (54)
2004	LSU (44.5)
2005	Arkansas (56)
2006	Arkansas (53)
2010	Florida (57)
2011	Florida (52)
2012	Florida (52)
2013	Arkansas (57)

**WOMEN'S INDOOR TRACK & FIELD (14)**

1987	LSU (49)
1989	LSU (61)
1991	LSU (48)
1992	Florida (50)
1993	LSU (49)
1994	LSU (48)
1995	LSU (40)
1996	LSU (52)
1997	LSU (49)
2002	LSU (57)

2003	LSU (62)
2004	LSU (52)
2005	Tennessee (46)
2009	Tennessee (42)

**MEN'S OUTDOOR TRACK & FIELD (20)**

1933	LSU (58)
1974	Tennessee (60)
1989	LSU (53)
1990	LSU (44)
1991	Tennessee (51)
1992	Arkansas (60)
1993	Arkansas (69)
1994	Arkansas (83)
1995	Arkansas (61.5)
1996	Arkansas (55)
1997	Arkansas (55)
1998	Arkansas (58.5)
1999	Arkansas (59)
2001	Tennessee (50)
2002	LSU (64)
2003	Arkansas (59)
2004	Arkansas (65.5)
2005	Arkansas (60)
2012	Florida (50)
2013	Florida (53) Texas A&M (53)

**WOMEN'S OUTDOOR TRACK & FIELD (18)**

1987	LSU (62)
1988	LSU (61)
1989	LSU (86)
1990	LSU (53)
1991	LSU (78)
1992	LSU (87)
1993	LSU (93)
1994	LSU (86)
1995	LSU (69)
1996	LSU (81)
1997	LSU (63)
2000	LSU (58)
2002	South Carolina (82)
2003	LSU (64)
2006	Auburn (57)
2008	LSU (67)
2012	LSU (76)
2014	Texas A&M (75)

**SEC ALL-TIME NATIONAL CHAMPIONSHIPS**

Men's.....	120
Women's.....	90
Coed.....	1
TOTAL.....	211

**SEC NATIONAL CHAMPIONSHIPS SINCE 2000**

Men's.....	48
Women's.....	46
Coed.....	1
TOTAL.....	94

NOTE: NCAA National Champions only with the exception of football and equestrian.

# SECU ACADEMIC INITIATIVE



**SECU**  
*The Academic Initiative of the SEC*

Using its SECU academic initiative, the Southeastern Conference sponsors, supports and promotes collaborative higher education programs and activities involving administrators, faculty and students at its member universities. SECU is led by the president or chancellor of each SEC university and is managed by the chief academic officer.

## The goals of the SECU academic initiative include:

- Advancing the merit and reputation of SEC universities outside of the traditional SEC region;
- Highlighting the endeavors and achievements of SEC faculty and universities;
- Identifying and preparing future leaders for high-level service in academia;
- Increasing the amount and type of education abroad opportunities available to SEC students; and
- Providing opportunities for collaboration among SEC university personnel.

## The current programs of the SECU academic initiative include:

- The SEC Academic Leadership Development Program seeks to identify, prepare and advance academic leaders for roles within SEC institutions and beyond. It has two components, a university-level program and two, three-day, SEC-wide workshops held on specified campuses for all participants.
- The SEC Faculty Achievement and Professor of the Year Awards recognize faculty with outstanding records in research and scholarship. There is one winner per campus and one overall winner for the Conference.
- The SEC Faculty Travel Grant Program is intended to enhance collaboration that stimulates scholarly initiatives

between SEC universities. The program offers faculty from each SEC university the opportunity to travel to other SEC universities to develop grant proposals and conduct research.

- The SEC College Tour occurs each spring, and administrators from all SEC universities participate in events intended to introduce SEC universities to students, parents and high school counselors from outside of the southeast region.
- The SEC Symposium is an academic conference-type event intended to address a scholarly issue in an area of strength represented by all SEC universities. Held in Atlanta, Georgia, this marquee event puts on display the research and innovation of SEC institutions for an audience of academicians, government officials, grant funding agents and other stakeholders.
- The SEC Cooperative Education Abroad Agreement provides opportunities for students from all SEC universities to access international programs offered at other SEC universities. And as part of a renewable agreement, Italian engineering students from the Politecnico di Torino (PdT) have the opportunity to enroll at SEC universities each fall, and engineering SEC students may study there the following spring.
- The SEC MBA Case Competition is an opportunity for SEC business schools to showcase their students' skills at solving simulated, real-world problems that cover the spectrum of business disciplines. The competition is held on one SEC campus and teams of four MBA students compete against other SEC teams, the best receiving various awards and recognition.
- The SEC Academic Collaboration Grant Program is intended to expand student-focused collaboration among SEC universities. The grant is awarded annually to one SEC institution to support joint activities involving all other SEC universities. Examples of collaborative activities include intra-conference competitions, graduate student recruiting fairs, undergraduate research initiatives, etc.





# SEC COMMISSIONER MIKE SLIVE

## SEC MISSION STATEMENT

The SEC's mission statement reflects the priorities of the league. "The purpose of the Southeastern Conference is to assist its member institutions in the maintenance of programs of intercollegiate athletics which are compatible with the highest standards of education and competitive sports."

As the seventh commissioner of the Southeastern Conference, Mike Slive has overseen perhaps the greatest era of success since the league was founded in 1933 while helping shape the landscape of college sports as a national leader in intercollegiate athletics.

Named to the post on July 2, 2002, the SEC has enjoyed unprecedented championship success under Slive's leadership. He led the adoption of a new and effective league-wide NCAA compliance initiative, engineered landmark television contracts including the launch of a conference network, and guided the conference through expansion, welcoming two new institutions.

The hallmark of this golden age of the SEC remains a remarkable seven consecutive Bowl Championship Series national titles in football. In all, the SEC has won 67 national championships in 15 of its 21 sponsored sports during Slive's tenure as SEC Commissioner.

His impact has been felt far beyond the footprint of the SEC. The founding commissioner of two conferences, he was also the founder of a law firm which assisted NCAA institutions in compliance matters, a Director of Athletics and a member of numerous leadership committees during the course of his career. More recently, Slive has helped craft the new College Football Playoff and is a leader in the historic effort to reorganize the NCAA for the purpose of creating a governance structure that provides maximum opportunities for student-athletes.

As the SEC enters the fifth year of landmark broadcast agreements with CBS and ESPN, the league will launch the SEC Network in August 2014, a national network that will bring more than 1000 events into the homes and to the mobile devices of college sports fans across the country. These agreements make the league the most widely distributed conference on television in the nation and also secure the financial health of the SEC and its member institutions for years to come.

Since Slive's arrival at the SEC in 2002, he has developed initiatives designed to maintain and improve the SEC's preeminent position in intercollegiate athletics, both on and off the fields of play. These include:

- The SEC Task Force on Compliance and Enforcement which developed policies and procedures to assist league schools in NCAA and SEC matters. The task force issued its first report at the 2004 SEC Spring Meetings.
- SEC University (SECU), the conference's academic initiative. SECU was created in 2005 to increase academic cooperation across the league by linking the resources of the conference's member institutions.
- The SEC Minority Coaches Database, an annual compilation of names and biographical information of every minority head and assistant football coach on the Division I level which is distributed to every SEC school and every conference in Division I.
- An SEC Sportsmanship initiative consisting of policies and procedures designed to foster sportsmanship and prevent inappropriate fan behavior.

Since joining the SEC, Slive has served as coordinator of the Bowl Championship Series (2006-08) and served as chair of the NCAA Division I Men's Basketball Committee (2008-09). In 2002-03, Slive served on the Commission of Athletics Opportunity, established by the United States Secretary of Education to review the workings of Title IX.

Slive served as chair of the first NCAA Infractions Appeals Committee and was chair of the National Letter of Intent Steering Committee. He served as president of the Collegiate Commissioners Association (CCA) from 2001-03, was also on the NCAA Management Council from 1997-2004 and is the former chair of the Board of Directors of NCAA Football USA.

Slive previously was the first commissioner of Conference USA from 1995-2002 and was the first commissioner of the Great Midwest Conference upon its founding in 1991.

A native of Utica, N.Y., Slive graduated from Dartmouth College with a Bachelor of Arts degree in 1962. He earned a Juris Doctor from the University of Virginia Law School in 1965 and an LL.M. from the Georgetown University Law Center in 1966.

Slive and his wife of 46 years, Liz, have a daughter, Anna; son-in-law, Judd Harwood; and granddaughter, Abigail who is two years old.



## MIKE SLIVE: A CLOSER LOOK

### ATHLETICS ADMINISTRATION EXPERIENCE

1968-69 . . . Assistant Director of Athletics, Dartmouth College  
1979-81 . . . Assistant Executive Director, Pac-10 Conference  
1981-83 . . . Director of Athletics, Cornell University  
1991-95 . . . Commissioner, Great Midwest Conference  
1995-2002 . . . Commissioner, Conference USA  
2002-present . . . Commissioner, Southeastern Conference

### MEMBERSHIP ON BOARDS & COMMITTEES

- Commission on Athletic Opportunity (Reviewing Title IX) (Appointed by President Bush on 6/28/02)
- NCAA Management Council [1997-2004]
- NCAA Management Council Subcommittee to Review Automatic Qualification
- NCAA Infractions Appeals Committee (Chair) [1993-2002]
- NCAA Football USA (Chair, Board of Directors) [1998-2003]
- NCAA Division I Working Group to Study Basketball Issues [1998-99]

- National Letter of Intent Steering Committee (Chair) [2002-08]
- Collegiate Commissioners Association (President) [2001-03]
- Division I-A Commissioners (Chair) [1999-2001]
- Sports Lawyers Association (Board of Directors) [1997-2001]
- Board of Advisors/Marquette Sports Law Institute [1999-present]
- Bowl Championship Series Coordinator (2006-08)
- NCAA Division I Men's Basketball Committee (2004-09); Chair (2008-09)



# SEC HEADQUARTERS

Almost 33 years after moving to Birmingham from Jackson, Miss., the SEC moved into its current headquarters on October 15, 1991.

The building is now named for Roy F. Kramer, the SEC's sixth commissioner who retired in July 2002. During his tenure as the league's commissioner, the SEC won 85 national championships and distributed more than \$654 million in revenue back to its member institutions.

The 30,000 square-foot building was provided by the city of Birmingham. It was designed to house the SEC staff and accommodate the needs of the various committees, coaches and administrative groups that meet on a regular basis.

From its headquarters, the SEC office certifies the eligibility of all student-athletes, manages championship events, enhances academic opportu-

nities for student-athletes, monitors NCAA and SEC compliance, coordinates officiating assignments, negotiates television contracts, distributes conference revenue, cultivates corporate sponsorships and coordinates media and public relations efforts.

In 2005, a state-of-the-art video command center was built inside the headquarters and named for the late Brad Davis, the SEC Associate Commissioner who was responsible for its development. Davis passed away on March 2, 2006.

The building also features a rotunda that highlights school banners, championship pedestals and two galleries displaying the member institutions.

The SEC Office underwent a vast renovation in the fall of 2012, and an upgrade to the Davis Command Center will be ready for the fall of 2014.



## FORMER SEC HEADQUARTERS IN BIRMINGHAM

Redmont Hotel (1946-67)

Central Bank Building (1967-88)

Riverchase Galleria Tower (1988-1991)







# SEC MILESTONES

Formed 1933

Dec. 22, 1894: In Atlanta, Dr. William L. Dudley of Vanderbilt presides over an organization meeting of the Southern Intercollegiate Athletic Association: Alabama, Auburn, Georgia, Georgia Tech, North Carolina, Sewanee and Vanderbilt. Football formalized in 1869.

**April 9, 1880: First football game in The Southeast on ground now called Old Stoll Field at the University of Kentucky is played.**

**November, 1881: Kentucky A&M (now Kentucky) establishes a team and plays a three-game series against Transylvania College.**

**1895: 11 current SEC members playing football.**

1893: Vanderbilt begins playing basketball at the Nashville YMCA two years after Naismith originated the game at Springfield (Mass.) College.

1895: SIAA organized track on conference level.

May 15, 1896: First conference championship meet (track) held at Vanderbilt.

1895: SIAA expands and adds Central, Clemson, Cumberland, Kentucky, LSU, Mercer, Mississippi, Nashville, Southeastern Presbyterian, Tennessee, Texas and Tulane.

1900: Eight of the 13 charter SEC members participating in track.

1920: SIAA encompasses 30 members.

Dec. 12-13, 1920: In Gainesville, Fla. Professor S.V. Sanford (Georgia) presides over newly formed Southern Conference (Alabama, Auburn, Clemson, Georgia, Georgia Tech, Kentucky, Maryland, Mississippi, North Carolina, North Carolina State, Tennessee, Virginia, Virginia Tech and Washington and Lee).

1922: Florida, LSU, Mississippi, South Carolina, Tulane, Vanderbilt and Virginia Military join the Southern Conference.

1923: Sewanee joins the Southern Conference.

1928: Duke joins the Southern Conference.

Dec. 8-9, 1932: In Knoxville, Dr. Frank L. McVey (Kentucky) serves as president as the SEC is formed with 13 members of the Southern Conference located west and south of the Appalachian Mountains. The institutions are: Alabama, Auburn, Florida, Georgia, Georgia Tech, Kentucky, LSU, Ole Miss, Mississippi, Sewanee, Tennessee, Tulane, Vanderbilt.

Feb. 16, 1933: Informal meeting of SEC school presidents, Birmingham, Ala.

Feb. 27, 1933: First full meeting, Atlanta, Ga.

1933: First SEC champions crowned in baseball, basketball, football and outdoor track.

Feb. 24 - 28, 1933: League's first basketball tournament in Atlanta, Ga.

Spring 1933: First NCAA Championship won by SEC school (LSU, men's track).

**Fall, 1933: Coach Frank Thomas leads Alabama (5-0-1) to first SEC football championship title with 7-0 win over Vanderbilt.**

1935: League sponsors first men's team title for cross country.

1937: League sponsors first men's team title for golf and swimming.

1938: League sponsors first men's team title for tennis.

1940: In Jackson, Miss., the office of the commissioner is formed.

August 21, 1940: Former Mississippi Governor Martin S. Conner named first SEC commissioner.

Dec. 13, 1940: Sewanee withdraws from the SEC.

Fall 1946: Secretary of the Conference Dean N.W. Dougherty (University of Tennessee) named acting SEC commissioner.

1948: Conference office moves to Birmingham, Ala.

Feb. 21, 1948: Former LSU coach Bernie H. Moore named second SEC commissioner.

1948: Kentucky Wildcats bring home the first NCAA basketball Tournament win by an SEC team.

**October 20, 1951: The Alabama-Tennessee football game in Birmingham's Legion Field becomes the first televised event in SEC history.**



1952: University of Alabama Faculty Chairman of Athletics, Dr. Albert B. Moore, becomes first SEC representative to serve as NCAA president.

1957: League sponsors first men's team title for indoor track.

1964: Elmore "Scoop" Hudgins, Vanderbilt's first publicity director, joins SEC staff and originates the "Top Twenty Coaches" and developed the preseason football "skywriters" tour.

June 1, 1964: Georgia Tech withdraws from the SEC.

1965: Kentucky football's Nat Northington becomes the first African-American athlete to receive an athletic scholarship at an SEC institution.

1966: A.M. (Tonto) Coleman named third SEC commissioner.

June 1, 1966: Tulane withdraws from the SEC.

1971: Dr. Earl M. Ramer, University of Tennessee faculty athletic representative, is second SEC official to serve as NCAA president.

August 1, 1972: Dr. H. Boyd McWhorter, Dean of Arts and Sciences at University of Georgia and secretary of the league, named fourth SEC commissioner.

1973: League distributes \$1.57 million in revenue to members.

**January 1, 1977: The SEC begins its long-standing agreement with the Sugar Bowl in New Orleans to send its champion to the game when Georgia faced Pittsburgh.**

1979-80: SEC championships for women's basketball, tennis and volleyball recognized.

1980-81: SEC championships for women's golf, gymnastics, swimming and track and field added.

**July 1983: The SEC signs an agreement with the Turner Broadcasting System to begin airing a football "Game of the Week" in the fall of 1984.**

March 26, 1986: The SEC and Jefferson-Pilot Teleproductions (JP Sports) sign a contract to televise basketball games on a syndicated basis throughout the region.

1986: League distributes \$15 million in revenue to members.

September 15, 1986: Dr. Harvey W. Schiller, an Air Force colonel and faculty chair at the U.S. Air Force Academy named fifth SEC commissioner.

January 10, 1990: Roy F. Kramer, Vanderbilt athletics director, named sixth SEC commissioner.

1990: University of Arkansas (11th member) and University of South Carolina (12th member) join the league (the two institutions participated in SEC championships for all sports except football during the 1991-92 academic year).

**November 29, 1990: SEC presidents announce Eastern and Western divisions and vote to adopt an eight-game football schedule to begin in 1992.**

**May 30, 1991: SEC presidents award the inaugural SEC Football Championship Game to the city of Birmingham.**

**February, 1992: The SEC and JP Sports announce a four-year agreement to televise and SEC football game of the week on a syndicated basis throughout the region.**

**April 15, 1992: The SEC and ABC Sports announce a four-year contract to televise the SEC Football Championship Game.**

December 5, 1992: SEC hosts the nation's first Division 1A conference football championship game at Legion Field in Birmingham. Alabama defeats Florida 28-21 and goes on to capture the national title at the USF&G Sugar Bowl in New Orleans.

1993: SEC institutions adopt the Principles of Gender Equity recognizing that each school will provide at least two more women's intercollegiate programs than the number of men's.

1993: SEC championship for women's soccer added.

**February 11, 1994: SEC announces a multi-sport television agreement with CBS Sports to televise SEC football (1996-2001), and men's and women's basketball (1994-95 through 2000-01).**

**February 25, 1994: SEC members vote to play the 1994 and 1995 SEC Championship Game in Atlanta's Georgia Dome.**

**August 4, 1994: A group of Division 1-A conferences (including the SEC) select the Fiesta, Sugar and Orange Bowls as hosts for the Bowl Alliance games beginning at the conclusion of the 1995 regular season.**

**October 13, 1994: ABC and the SEC extend the agreement to televise the Championship Game through 2000.**

**November 7, 1994: SEC extends its agreement with JP Sports to televise weekly football games through the 2000 season.**



**1990s**



**PRESENT DAY**

**2000s**



**June 1, 1995: SEC extends its agreement with the Georgia Dome to host the SEC Football Championship Game through 1998.**

1997: SEC championship for softball added.

**May 29, 1997: SEC extends its agreement with the Georgia Dome to host the SEC Football Championship Game through 2001.**

**February 2, 1998: SEC reaches a multi-year extension with CBS Sports to broadcast its football and men's and women's basketball games.**

**June 7, 1999: SEC and ESPN reach a multi-year extension to televise football and men's and women's basketball for the next eight seasons.**

**2001: CBS expands its SEC football commitment and provides exclusive national network broadcasts of SEC home games.**

**December 6, 2001: SEC and CBS announce an agreement for CBS Sports to televise the SEC Football Championship Game through 2008.**

June 2, 2002: Michael L. Slive, who served as Commissioner of Conference USA, appointed seventh SEC commissioner.

June 4, 2004: SEC Task Force on Compliance and Enforcement issues its report calling to have none of the league's schools on NCAA probation within the next five years. Report is unanimously accepted.

February 23, 2005: SEC announced the formation of its Academic Consortium linking the academic resources of its 12 member institutions.

June 1, 2008: League distributes \$127.5 million in revenue to members.

**August 14, 2008: CBS Sports and the SEC announce a 15-year agreement to extend broadcasts of SEC football and basketball games. CBS will continue to be exclusive national network broadcast of SEC home football games and the SEC Championship game.**

**August 25, 2008: ESPN and the SEC announce a 15-year agreement beginning in 2009-10 through 2023-24. It is the longest national rights agreement in ESPN history. ESPN entities (ESPN, ESPN on ABC, ESPN2, ESPNU, ESPN Regional Television, ESPN360.com, ESPN Mobile TV, ESPN GamePlan, ESPN Full Court, ESPN International, ESPN Deportes, ESPN Classic) will carry more than 5,500 SEC events including football, men's and women's basketball, Olympic sports and SEC Championships.**

**December 2009: Florida and Alabama, both 12-0 and ranked No. 1 and No. 2 nationally, meet for the SEC Championship at the Georgia Dome, won by Alabama 32-13. The game drew an 11.8 TV rating, the highest in SEC Championship Game history.**

**January 2010: Alabama defeats Texas 37-21 in the BCS National Championship Game, the first time in the history of college football for a single conference to win four consecutive national championships.**

June 2010: League distributes \$209 million in revenue to members as part of the first full year of new television contracts. The \$209 million is the highest total ever distributed in SEC history and represents a 58 percent increase from the \$132.5 million distributed to the schools in 2008-2009.

**January 2011: Auburn defeats Oregon 22-19 in the BCS Championship game, giving the league an unprecedented fifth consecutive BCS National Championship. The SEC moves to 7-0 in BCS Championship games.**

Fall 2011 – League announces that Texas A&M (13th member) and Missouri (14th member) will join the conference effective July 1, 2012, with competition to begin in all sports for the 2012-13 academic year.

**January 2012: Alabama and LSU face off in New Orleans for the BCS Championship, won by the Crimson Tide 21-0. It marks the sixth consecutive national championship in football for the SEC.**

July 1, 2012: Missouri and Texas A&M officially become members of the Southeastern Conference.

**January 2012: Alabama defeats Notre Dame 42-14 at the BCS Championship Game in Miami, Fla., the seventh consecutive national title for the SEC.**

2013: SEC Championship for equestrian added.

May 2, 2013: The SEC, in conjunction with ESPN, announces the creation of The SEC Network, set to launch in August of 2014.

June 2014: League distributes \$309.6 million in revenue to its members. The \$309.6 million is the highest total ever distributed in SEC history.

August 14, 2014: The SEC Network, a multi-platform network, which will air SEC content 24/7 including more than 1,000 events in its first year, launches.

# SEC STAFF



**GREG SANKEY**  
Exec. Associate  
Commissioner/COO



**MARK WOMACK**  
Exec. Associate  
Commissioner/CFO



**TIFFANY DANIELS**  
Associate  
Commissioner



**CHARLIE HUSSEY**  
Associate  
Commissioner



**HERB VINCENT**  
Associate  
Commissioner



**MARK WHITWORTH**  
Associate  
Commissioner



**LESLIE CLAYBROOK**  
Assistant  
Commissioner



**GIL GRIMES**  
Assistant  
Commissioner



**WILL LAWLER**  
Assistant  
Commissioner



**CRAIG MATTOX**  
Assistant  
Commissioner



**CHRIS WALDSMITH**  
Assistant  
Commissioner



**KATHRYN SWITZER**  
Exec. Associate  
to Commissioner



**TORIE JOHNSON**  
Exec. Director  
of SECU



**CHUCK DUNLAP**  
Director of  
Communications



**JOHN GIBSON**  
Interim Director of  
Championship Ticket  
Operations



**CRAIG PINKERTON**  
Director of  
Communications



**B.C. ROMANO**  
Director of Video  
and Creative  
Services



**TAMMY WILSON**  
Director of  
Communications



**SYLVIA HAGAN**  
Associate Director  
of Officiating  
Administration



**SEAN CARTELL**  
Assistant Director of  
Communications



**COLE CUNNINGHAM**  
Assistant Director of  
Video and Creative  
Services



**JILL SKOTARCZAK**  
Assistant Director of  
Communications



**GINNY THOMAS**  
Assistant Director  
of Football  
Administration




**BRETT THOMPSON**  
Assistant Director of  
Championship Ticket  
Operations



**BRYANT WELBOURNE**  
Assistant Director  
of SECU



**JORDAN CHESTNUT**  
Championships  
Assistant



**TAYLOE LOCKE**  
Compliance  
Assistant



**LORI MCDANAL**  
SECU Assistant



**BRENDA GRAY**  
Receptionist



**STEVE SHAW**  
Coordinator of  
Football Officials



**LARRY TEMPLETON**  
Consultant to the  
Commissioner

## EXECUTIVE COMMITTEE

**President:** NICK ZEPOS, *Vanderbilt*

**Vice President:** DR. DAVID GEARHART, *Arkansas*

**Secretary:** JOSEPH L. FINK III, *Kentucky*

DR. MARK KEENUM, *Mississippi State*

GREG MCGARITY, *Georgia*

RON RYCHLAK, *Ole Miss*

LYNDA TEALER, *Florida*



# OFFICIAL SPONSOR PROGRAM

The Southeastern Conference Official Sponsor program began in 1988 with three companies dedicated to intercollegiate athletics and higher education.

Now supported by many of the nation's top corporations, this program has evolved into the most successful of its kind.

Each member of the SEC Official Sponsor team shows its commitment to the future of intercollegiate athletics with contributions to SEC Youth Clinics, SEC Scholarship Programs and SEC Academic Enhancement Programs.

The corporations also conduct consumer promotions designed to increase sales and brand awareness. These promotions also increase public

awareness of the member institutions of the SEC, which in turn supports increased ticket sales and high television and radio ratings.

In addition to the broad spectrum of benefits provided by these contributions, each SEC institution is a direct beneficiary of the program. SEC Official Sponsors include Allstate Insurance, AT&T, Belk, Dr Pepper Gatorade and Regions Bank.

## PROGRAM MISSION

The mission of the corporate sponsor program is:

1. To develop marketing and promotional activities that benefit the SEC, its member institutions and the participating corporations;

2. To emphasize the positive role of athletics in our society; and
3. To provide funding for youth clinics, championship events and academic enhancement programs.



## SEC OFFICIAL SPONSORS



## SEC LICENSING PROGRAM

The Southeastern Conference markets its registered marks (Southeastern Conference, SEC, SEC Seal and SEC logos) through a licensing program with the Collegiate Licensing Company. The SEC began its licensing program in 1988 to protect the use of its name and insignias and to ensure that its member institutions benefit from the use and sale of items bearing its name and/or logos.

The program also ensures that manufacturers and retailers market only the highest-quality merchandise using the conference name and logos. The SEC has joined a significant number of colleges and universities throughout the country to bring about consistency in the marketplace for officially-licensed collegiate products.



AN IMG COMPANY

# SEC MEDIA SERVICES

## SEC COMMUNICATIONS MISSION STATEMENT

The Southeastern Conference has been the nation's leader in communications during its history. The SEC understands the importance of assisting the media in providing coverage of the conference and its institutions. To this end, the conference, including all of its member institutions, shall make the best attempt to fill reasonable requests by media outlets. Members of the media are encouraged to work with the communications director of each institution and the conference office to establish satisfactory media policies that are mutually beneficial to all parties.

## SEC FOOTBALL MEDIA DAYS

Kickoff 2014, will take place at the Hyatt Regency Birmingham-Wynfrey Hotel in Hoover, Ala., from July 14-17.

Three to four schools will appear each day, along with various SEC and SEC Network representatives.

For more information about SEC Football Media Days, contact the SEC Communications Office.

## SEC CHAMPIONSHIP GAME

December 6, 2014  
Georgia Dome (71,500)  
Atlanta, Ga.  
CBS Sports - 4 p.m. ET

### MEDIA INFORMATION

Media credential requests for the 2014 SEC Championship football game can be taken online at [www.secsportsmedia.com](http://www.secsportsmedia.com) beginning October 1.

The SEC will conduct a media teleconference with the two participating head coaches on Sunday, November 30 at 5 p.m. ET. Another media teleconference, with three participating student-athletes from each school, will be held on Monday, December 1 at 1 p.m. ET.

A press conference featuring both participating head coaches will be held at the Georgia Dome on Friday, December 5, at 2 p.m. ET.

The Friday press conference and the post-game press conference on Saturday will be available on a satellite uplink and SEC FTP. Additional information will be included in the league's weekly media release.

For further information concerning media coverage of the SEC Football Championship Game, please contact the SEC Communications Department.

## WEEKLY COACHES TELECONFERENCE

The 14 SEC coaches will be featured on a weekly teleconference each Wednesday from 11 a.m. - 1:30 p.m. (ET) [10 a.m. - 12:30 p.m. (CT)] beginning August 27 and concluding November 26. The SEC will also hold a spring football coaches media teleconference in April 2015.

Media representatives wishing to participate in the teleconference should contact the SEC Communications Office for further details.

A replay of each week's teleconference can be heard on the SEC's website, [www.SECsports.com](http://www.SECsports.com).

Each coach will appear on the teleconference for ten minutes, according to the following schedule (All Times Central):

10:00 a.m. Les Miles, LSU  
10:10 a.m. Steve Spurrier, South Carolina  
10:20 a.m. Will Muschamp, Florida  
10:30 a.m. Derek Mason, Vanderbilt  
10:40 a.m. Nick Saban, Alabama

10:50 a.m. Butch Jones, Tennessee  
11:00 a.m. Bret Bielema, Arkansas  
11:10 a.m. Gary Pinkel, Missouri  
11:20 a.m. Hugh Freeze, Ole Miss  
11:30 a.m. Kevin Sumlin, Texas A&M  
11:40 a.m. Mark Stoops, Kentucky  
11:50 a.m. Dan Mullen, Mississippi State  
12:00 p.m. Mark Richt, Georgia  
12:10 p.m. Gus Malzahn, Auburn

## SEC FTP FEEDS

The Southeastern Conference provides a FTP feed each day during Football Media Days, as well as from the SEC Football Championship Game. Details are available through the SEC Communications Office.

## SEC E-MAIL SERVICE

Information on SEC football will be emailed periodically through the season to accredited media throughout the country. To be added to the SEC football email list, please register online at [www.secsportsmedia.com](http://www.secsportsmedia.com).

## SEC PLAYERS OF THE WEEK

The SEC will name a freshman of the week along with an offensive, defensive, offensive lineman, defensive lineman and special teams player of the week each Monday morning throughout the regular season.

Nominations for the awards are made by the SEC sports information directors. The honorees are selected by a vote of the SEC Communications and football staff.

**collegepressbox.com**  
SINCE 2005 EVERYTHING BUT THE PRE-GAME MEAL

Collegepressbox.com is the official media website for SEC football. Access and download weekly game notes, quotes, statistics, photos, media guides and more for the conference and each of its 14 member schools throughout the season. Registration information will be distributed to accredited media or you may request more information by sending an e-mail to [password@collegepressbox.com](mailto:password@collegepressbox.com).

[www.SECNetwork.com](http://www.SECNetwork.com)  
[www.secsportsmedia.com](http://www.secsportsmedia.com)

The Southeastern Conference has an extensive presence on the Internet and the SEC Network.

General SEC football information can be accessed on the Web at [www.SECsports.com](http://www.SECsports.com). The football section is updated with new material daily on the page, with standings, statistics, game previews, notes and other important information. The SEC also offers a media-only website - [www.secsportsmedia.com](http://www.secsportsmedia.com). Media covering the SEC can retrieve information from the conference office as, SEC logos, photos and a championship credentialing system for SEC football is available on the

site. (The site houses all media information and links for the other 20 sports the SEC sponsors).

## SEC WEBSITES

All 14 SEC schools place much of their information released to the media online on their websites. The website addresses are below:

**ALABAMA** — [www.rolltide.com](http://www.rolltide.com)  
**ARKANSAS** — [www.arkansasrazorbacks.com](http://www.arkansasrazorbacks.com)  
**AUBURN** — [www.auburntigers.com](http://www.auburntigers.com)  
**FLORIDA** — [www.gatorzone.com](http://www.gatorzone.com)  
**GEORGIA** — [www.georgiadogs.com](http://www.georgiadogs.com)  
**KENTUCKY** — [www.ukathletics.com](http://www.ukathletics.com)  
**LSU** — [www.lsusports.net](http://www.lsusports.net)  
**OLE MISS** — [www.olemisssports.com](http://www.olemisssports.com)  
**MISSISSIPPI STATE** — [www.hailstate.com](http://www.hailstate.com)  
**MISSOURI** — [www.mutigers.com](http://www.mutigers.com)  
**SOUTH CAROLINA** — [www.gamecocksonline.com](http://www.gamecocksonline.com)  
**TENNESSEE** — [www.utsports.com](http://www.utsports.com)  
**TEXAS A&M** — [www.aggieathletics.com](http://www.aggieathletics.com)  
**VANDERBILT** — [www.vucmodores.com](http://www.vucmodores.com)

## FOLLOWING THE SEC . . .



On Facebook, like the page called "Southeastern Conference".



On Twitter, follow the SEC at @SEC.

## SEC OFFICE

**MIKE SLIVE** • Commissioner

2201 Richard Arrington Blvd. North  
Birmingham, AL 35203

**Main Switchboard: (205) 458-3000**

Administrative Fax: (205) 458-3031

Fax: (205) 458-3030

## COMMUNICATIONS STAFF

**HERB VINCENT** • Associate Commissioner  
E-Mail/Twitter: [hvincent@sec.org](mailto:hvincent@sec.org); @SEC\_herbvin

**#CHUCK DUNLAP** • Director  
E-Mail/Twitter: [cdunlap@sec.org](mailto:cdunlap@sec.org); @SEC\_Chuck

**CRAIG PINKERTON** • Director  
E-Mail/Twitter: [cpinkerton@sec.org](mailto:cpinkerton@sec.org); @SEC\_Craig

**TAMMY WILSON** • Director  
E-Mail/Twitter: [twilson@sec.org](mailto:twilson@sec.org); @SEC\_Tammy

**%SEAN CARTELL** • Assistant Director  
E-Mail/Twitter: [scartell@sec.org](mailto:scartell@sec.org); @SEC\_Seantell

**JILL SKOTARCZAK** • Assistant Director  
E-Mail/Twitter: [jskotarczak@sec.org](mailto:jskotarczak@sec.org); @SEC\_Jill

# - SEC Football Primary Contact; % - Secondary Contact



# SEC FOOTBALL VIDEO REPLAY

The Southeastern Conference, following the rules set forth by the NCAA Football Rules Committee, will utilize video replay for the 2014 football season. The following is the NCAA Rules on instant replay.

## SECTION 1. Purpose and Philosophy

### Purpose

**ARTICLE 1.** Instant replay is a process whereby video review is used to confirm, reverse or let stand certain on-field decisions (Rule 12-3) made by game officials.

### Philosophy

**ARTICLE 2.** The instant replay process operates under the fundamental assumption that the ruling on the field is correct. The replay official may reverse a ruling if and only if the video evidence convinces him beyond all doubt that the ruling was incorrect. Without such indisputable video evidence, the replay official must allow the ruling to stand.

## SECTION 2. Eligibility for Instant Replay

### Participation

#### ARTICLE 1.

- Any member institution may use instant replay, but there is no requirement to do so. If instant replay is used, it must be used in full compliance with this rule.
- For any nonconference game, if the home team is using instant replay, the visiting team does not have the option of declining its use for that game. If the home team is not using instant replay, it is not required to honor a request by the visiting team that it be used.

## SECTION 3. Reviewable Plays

### Scoring Plays

**ARTICLE 1.** Reviewable plays involving a potential score include:

- A potential touchdown or safety. [Exception: Safety by penalty for fouls that are not specifically reviewable.]
- Field goal attempts if and only if the ball is ruled (a) below or above the crossbar or (b) inside or outside the uprights when it is lower than the top of the uprights. If the ball is higher than the top of the uprights as it crosses the end line, the play may not be reviewed.

### Passes

**ARTICLE 2.** Reviewable plays involving passes include:

- Pass ruled complete, incomplete or intercepted anywhere in the field of play or an end zone.
- Forward pass touched by a player or an official.  
RULE 12 / INSTANT REPLAY FR-107
- Forward pass or forward handing when a ball carrier is or has been beyond the neutral zone.
- A forward pass or forward handing after a change of team possession.
- Pass ruled forward or backward when thrown from behind the neutral zone.

- If the pass is ruled forward and is incomplete, the play is reviewable only if there is clear recovery of a loose ball in the immediate continuing action after the loose ball. If the replay official does not have indisputable video evidence as to which team recovers, the ruling of incomplete pass stands. [Exception: Rule 12-3-1-a]
- If the replay official reverses an incomplete forward pass ruling and the ball is recovered, it belongs to the recovering team at the spot of the recovery and any advance is nullified.

### Dead Ball and Loose Ball

**ARTICLE 3.** Reviewable plays involving potential dead balls and loose balls include:

- Loose ball by a potential passer ruled a fumble.
- Loose ball by a passer ruled incomplete forward pass when there is clear recovery in the immediate continuing action after the loose ball.
  - If the replay official does not have indisputable video evidence as to which team recovers, the ruling of incomplete pass stands.
  - If the replay official rules fumble, the ball belongs to the recovering team at the spot of the recovery and any advance is nullified.
- Live ball not ruled dead in possession of a ball carrier.
- Loose ball ruled dead, or live ball ruled dead in possession of a ball carrier when the clear recovery of a loose ball occurs in the immediate continuing action.
  - If the ball is ruled dead and the replay official does not have indisputable video evidence as to which team recovers, the dead-ball ruling stands.
  - If the replay official rules that the ball was not dead, it belongs to the recovering team at the spot of the recovery and any advance is nullified.
- Ball carrier's forward progress with respect to a first down.
- Catch or recovery of a fumble by a Team A player other than the fumbler before any change of possession during fourth down or a try.
- Ball carrier in or out of bounds. If a ball carrier is ruled out of bounds, the play is not reviewable, except as in Rules 12-3-1-a and 12-3-3-d.

- Catch, recovery or touching of a loose ball by a player potentially touching or having touched a sideline or end line.
- A loose ball touching on or beyond a sideline, goal line, or end line, touching a pylon, or breaking the plane of a goal line.

### Kicks

**ARTICLE 4.** Reviewable plays involving kicks include:

- Touching of a kick.  
FR-108 RULE 12 / INSTANT REPLAY
- Player beyond the neutral zone when kicking the ball.
- Kicking team player advancing a ball after a potential muffed kick/fumble by the receiving team.
- Scrimmage kick crossing the neutral zone.

### Miscellaneous

**ARTICLE 5.** Situations that may be addressed by the replay official:

- The number of players on the field for either team during a live ball.
- Clock adjustment and status when a ruling is reviewed.
- Clock adjustment at the end of any quarter. [Exception: Rule 3-2-5-b] If at the end of any quarter the game clock expires, either during a down in which it should be stopped by rule when the ball becomes dead or following the down upon a request for an available team timeout, the replay official may restore time only under these conditions:
  - The replay official has indisputable video evidence that time should have remained on the game clock when the ball became dead or when the team timeout was granted;
  - In the second and fourth quarters only, the team in possession when the ball became dead would next put the ball in play from scrimmage (not the try);
  - In the fourth quarter only, either the score is tied or the team that will next snap the ball is behind by eight points or fewer; and
  - The replay official's video evidence includes the timeout signal by an official in the case where the game clock should have stopped for a requested team timeout.
- Correcting the number of a down.
  - This includes the result of a penalty enforcement that includes an automatic first down or loss of down.
  - The correction may be made at any time within that series of downs or before the ball is legally put in play after that series.
- Any person who is not a player interfering with live-ball action occurring in the field of play (Rule 9-2-3).
- The player-disqualification portion of the penalty for targeting fouls under 9-1-3 and 9-1-4. The point of initial contact and use of the crown of the helmet are reviewable; however, the targeting action itself is not reviewable. Note that if the disqualification is reversed the 15-yard penalty remains.

### Limitations on Reviewable Plays

**ARTICLE 6.** No other plays or officiating decisions are reviewable. However, the replay official may correct egregious errors, including those involving the game clock, whether or not a play is reviewable. This excludes fouls that are not specifically reviewable (Reviewable fouls: Rules 12-3-2-c and d, 12-3-4-b and 12-3-5-a).

RULE 12 / INSTANT REPLAY FR-109

## SECTION 4. Instant Replay Personnel, Equipment and Location

### Personnel

**ARTICLE 1.** Instant replay personnel shall consist of the number of persons needed to operate the replay equipment within the necessary time constraints. There shall be a minimum of three persons to ensure that all plays are reviewed in an efficient and timely manner. Such persons are normally referred to as replay official, communicator and technician. Additional personnel may be used as needed.

### Equipment

**ARTICLE 2.** The type of equipment used to carry out necessary instant replay duties shall be determined by each conference or member institution using instant replay.

### Location

#### ARTICLE 3.

- All equipment used reviewing a play during the replay process and the personnel using that equipment shall be located in a separate, secure location in the press box. This room shall not be available or accessible to any person not directly involved in instant replay.
- Additional telephonic equipment needed to allow instant replay personnel to communicate with the game referee when a game has been stopped for a play review shall be located on a sideline near the field of play and preferably outside a team area. Such equipment shall provide the game referee and the replay official a secure and private means of communication.

## SECTION 5. Initiating the Replay Process

### Game Stop

**ARTICLE 1.** There are two methods to stop a game to review a ruling on the field.

a. The replay official and his crew shall review every play of a game. He may stop a game at any time before the ball is next legally put in play [Exception: Rule 12-3-5-c] whenever he believes that:

- There is reasonable evidence to believe an error was made in the initial on-field ruling.
  - The play is reviewable.
  - The outcome of a review would have a direct, competitive impact on the game.
- b. The head coach of either team may request that the game be stopped and a play be reviewed by challenging the on-field ruling.
- A head coach initiates this challenge by taking a team timeout before the ball is next legally put in play [Exception: Rule 12-3-5-c] and informing the referee that he is challenging the ruling of the previous play. If a head coach's challenge is successful, he retains the challenge, which he may use only once more during the game. Thus, a coach may have a total of two challenges if and only if his initial challenge is successful.  
FR-110 RULE 12 / INSTANT REPLAY
  - After a review has been completed, if the on-field ruling is reversed, that team's timeout will not be charged.
  - After a review has been completed, and the on-field ruling is not reversed, the charged team timeout counts as one of the three permitted that team for that half or the one permitted in that extra period.
  - A head coach may not challenge a ruling in which the game was stopped and a decision has already been made by the replay official.
  - If a head coach requests a team timeout to challenge an on-field ruling and the play being challenged is not reviewable, the timeout shall count as one of the three permitted his team during that half of the game or the one permitted in that extra period.
  - A head coach may not challenge an on-field ruling if all the team's timeouts have been used for that half or in that extra period.

### When To Stop a Game

#### ARTICLE 2.

- A game may be stopped, either by the replay official or by a head coach's challenge, at any time before the ball is next legally put in play [Exception: Rule 12-3-5-c].
- No game official may request that a game be stopped for a play to be reviewed.

## SECTION 6. Reviewing an On-field Ruling

### Procedures

#### ARTICLE 1.

- When a game is to be stopped either by the replay official or by a head coach's challenge, the designated officials on the field will be notified by a buzzer system or other appropriate means.
- If the review is initiated by the replay official, the referee shall announce: "The ruling on the previous play is ... (brief description of ruling). The play is under further review." If the game has been stopped due to a head coach's challenge, the referee shall announce: "The (name of institution) head coach has challenged the ruling of (state the ruling). The play is under further review."
- All reviews shall be based upon video evidence provided by and coming directly from the televised production of the game or from other video means available to the replay official.
- After the referee has conferred with the replay official and the review process has been completed, he shall make one of the following announcements:
  - If the video evidence confirms the on-field ruling: "After further review, the ruling on the field is confirmed."
  - If there is no indisputable (conclusive) evidence to reverse the on-field ruling: "After further review, the ruling on the field stands."
  - If the on-field ruling is reversed (Rule 12-7):  
RULE 12 / INSTANT REPLAY FR-111  
"After further review, the ruling is [followed by a brief description of the video evidence]. Therefore, [followed by a brief description of the impact of the ruling]."
- If a ruling is reversed, the replay official shall supply the referee with all pertinent data as needed (next down, distance, yard line, position of the ball, clock status/adjustment) in order to resume play under the correct game conditions.

### Restrictions

#### ARTICLE 2.

- There is no restriction on the number of times the replay official may stop a game for reviews.
- The replay official is under no time limit for a review.

## SECTION 7. Reversing an On-Field Ruling

### Criterion for Reversal

**ARTICLE 1.** To reverse an on-field ruling, the replay official must be convinced beyond all doubt by indisputable video evidence through one or more video replays provided to the monitor.



# SEC CHAMPIONSHIP GAME

## DECEMBER 6, 2014



The Southeastern Conference's Eastern and Western Division winners will meet in Atlanta's Georgia Dome to battle for the league championship and the right to represent the conference in the College Football Playoff. The 23rd-

annual title game is set for December 6 and will be televised nationally by CBS Sports.

The game was born as a result of 1992 conference expansion, which saw Arkansas and South Carolina become the first members added in SEC history. Under NCAA regulations, a conference with 12 members may play an additional football game to determine its champion, provided the regular season is played in divisions.

The participants of the game are determined each year during the eight-game regular-season conference schedule as the teams with the best overall SEC winning percentage in each division.

The 2009 SEC Championship Game earned an 11.8 rating and a 24 share, marking the highest-rated SEC Championship Game in history. The game matched the No. 1 Florida Gators (12-0) vs. the No. 2 Alabama Crimson Tide (12-0).

The SEC Championship Game also has drawn capacity crowds in its short history. The game has been witnessed by 1,642,647 fans over the previous 21 championship games.

The SEC Championship Game has drawn 20 capacity crowds in its 22-year history. Only 1993 (Birmingham) and 1995 (Atlanta) were not sellouts.

### CHAMPIONSHIP GAME QUICK FACTS

**Date:** Saturday, December 6

**Site:** Georgia Dome; Atlanta, Ga.

**Capacity:** 71,500

**Time:** 4 p.m. ET

**Television:** CBS Sports

#### For Tickets:

SEC Ticket Office

2201 Richard Arrington Blvd. North

Birmingham, AL 35203

(205) 458-3000

[www.southtix.com/secticketoffice](http://www.southtix.com/secticketoffice)


**Georgia Dome Contract:** Through 2017 game

**CBS Sports Contract:** Through 2024 game

**Highest TV Rating:** 11.8 (24 share) - 2009

**Largest Crowd:** 83,091 (Alabama vs. Florida, Legion Field) - 1992

**Largest Georgia Dome Crowd:** 75,892 (Alabama vs. Florida) - 2008





# 2013 SEC CHAMPIONSHIP GAME



**A**TLANTA - Tre Mason rushed for 304 yards at the Georgia Dome to lead No. 3 Auburn to a 59-42 win against No. 5 Missouri in the highest-scoring Southeastern Conference Championship Game in the event's 22-year history.

It marked the eighth all-time SEC Championship for Auburn (12-1), which also won the SEC Championship Game in 2004 and 2010.

Mason, the 2013 SEC Championship Game Most Valuable Player, rushed 46 times for 304 yards with four touchdowns. The previous SEC Championship game rushing record was 201 yards by LSU's Justin Vincent in 2003.

The 101 combined points scored between the teams shattered the previous record of 75 combined points scored between Florida and Alabama in the 1996 edition of the game.

Auburn racked up 677 yards of total offense, including 545 on the ground. Quarterback Nick Marshall, who went 9-of-11 through the air for 132 yards and one touchdown, rushed for 115 yards with a score. Marshall and Mason combined for 421 of their team's 545 rushing yards.

Auburn wide receiver Sammie Coates caught six passes for 94 yards with his team's first touchdown.

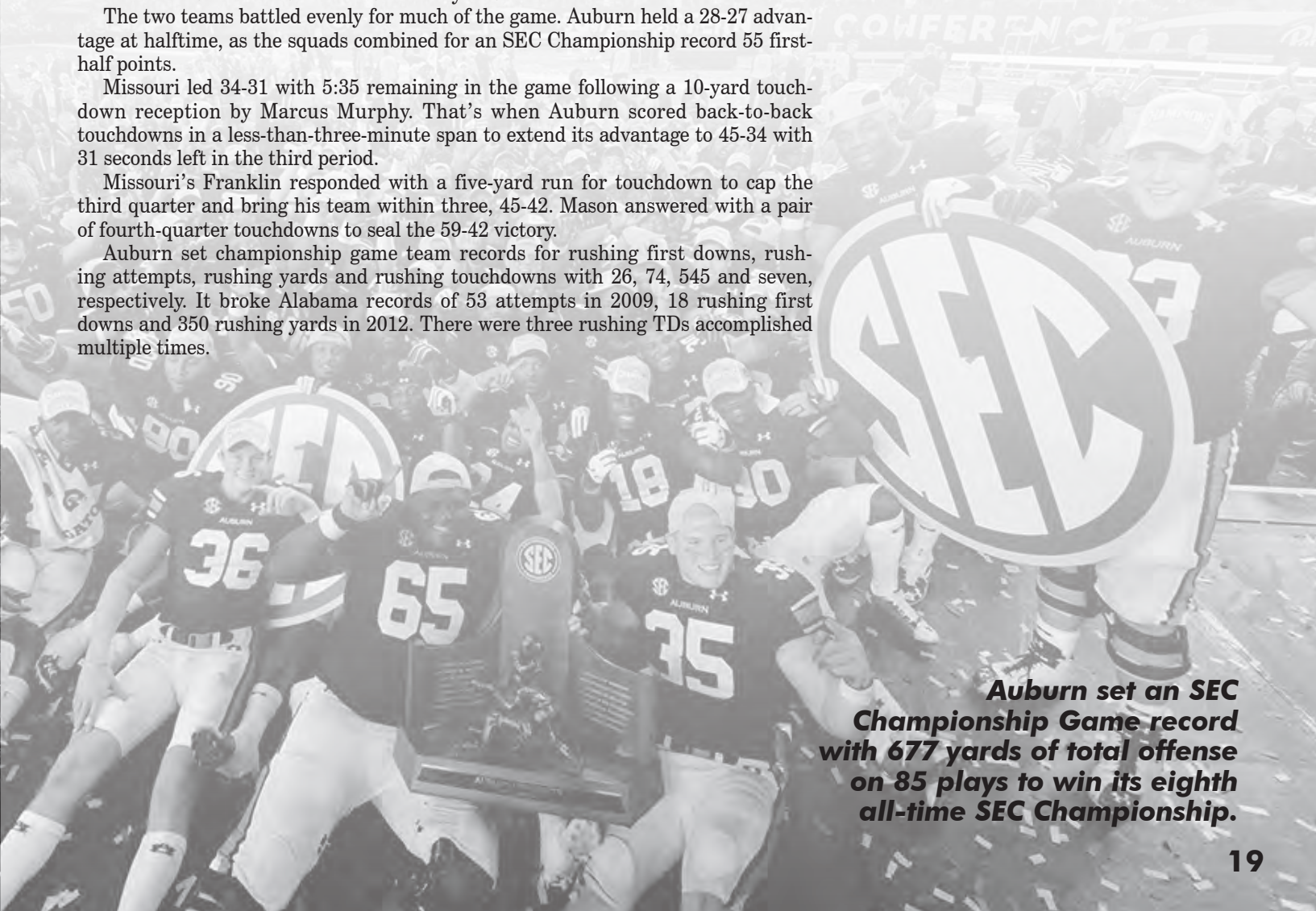
Missouri (11-2) quarterback James Franklin went 21-of-37 for 303 yards with three scoring strikes. Tailback Henry Josey rushed nine times for 123 yards, while Franklin himself accumulated 62 yards on the ground. Wide receiver Dorial Green-Beckham finished with six catches for 144 yards.

The two teams battled evenly for much of the game. Auburn held a 28-27 advantage at halftime, as the squads combined for an SEC Championship record 55 first-half points.

Missouri led 34-31 with 5:35 remaining in the game following a 10-yard touchdown reception by Marcus Murphy. That's when Auburn scored back-to-back touchdowns in a less-than-three-minute span to extend its advantage to 45-34 with 31 seconds left in the third period.

Missouri's Franklin responded with a five-yard run for touchdown to cap the third quarter and bring his team within three, 45-42. Mason answered with a pair of fourth-quarter touchdowns to seal the 59-42 victory.

Auburn set championship game team records for rushing first downs, rushing attempts, rushing yards and rushing touchdowns with 26, 74, 545 and seven, respectively. It broke Alabama records of 53 attempts in 2009, 18 rushing first downs and 350 rushing yards in 2012. There were three rushing TDs accomplished multiple times.



**Auburn set an SEC Championship Game record with 677 yards of total offense on 85 plays to win its eighth all-time SEC Championship.**



# 2013 SEC CHAMPIONSHIP

December 7 • Atlanta, Ga. • Georgia Dome (75,632)

## SCORING SUMMARY

Missouri	10	17	15	0	=	42
Auburn	14	14	17	14	=	59

1st 10:50 MU - Andrew Baggett 42 FG, 5-19, 1:08, MU 3, AU 0  
 8:22 AU - Sammie Coates 38 pass from Nick Marshall (Cody Parkey kick), 7-75, 2:28, AU 7, MU 3  
 5:40 MU - Dorial Green-Beckham 28 pass from James Franklin (Andrew Baggett kick), 7-75, 2:42, MU 10, AU 7  
 4:09 AU - Nick Marshall 9 run (Cody Parkey kick), 5-75, 1:31, AU 14, MU 10  
 2nd 13:11 MU - E.J. Gaines 11 fumble recovery (Andrew Baggett kick), MU 17, AU 14  
 10:25 AU - Tre Mason 7 run (Cody Parkey kick), 8-75, 2:46, AU 21, MU 17  
 7:19 MU - Andrew Baggett 36 FG, 9-58, 3:06, AU 21, MU 20  
 6:26 AU - Tre Mason 3 run (Cody Parkey kick), 4-79, 0:47, AU 28, MU 20  
 0:18 MU - Dorial Green-Beckham 55 pass from James Franklin (Andrew Baggett kick), 6-92, 0:52, AU 28, MU 27  
 3rd 8:17 AU - Cody Parkey 52 FG, 6-13, 2:05, AU 31, MU 27  
 5:35 MU - Marcus Murphy 10 pass from James Franklin (Andrew Baggett kick), 7-75, 2:42, MU 34, AU 31  
 3:21 AU - Corey Grant 2 run (Cody Parkey kick), 6-75, 2:14, AU 38, MU 34  
 0:31 AU - Cameron Artis-Payne 15 run (Cody Parkey kick), 5-54, 1:26, AU 45, MU 34  
 0:09 MU - James Franklin 5 run (James Franklin rush), 2-75, 0:22, AU 45, MU 42  
 4th 11:09 AU - Tre Mason 1 run (Cody Parkey kick), 8-75, 4:00, AU 52, MU 42  
 4:22 AU - Tre Mason 13 run (Cody Parkey kick), 1-13, 0:05 AU 59, MU 42

## TEAM STATISTICS

	MU	AU
FIRST DOWNS	22	30
RUSHES-YARDS (NET)	231	545
PASSING YDS (NET)	303	132
Passes Att-Comp-Int	37-21-1	11-9-0
TOTAL OFFENSE PLAYS-YARDS	71-534	85-677
Fumble Returns-Yards	1-11	0-0
Punt Returns-Yards	0-0	2-36
Kickoff Returns-Yards	1-14	2-28
Interception Returns-Yards	0-0	1-0
Punts (Number-Avg)	5-45.0	3-40.0
Fumbles-Lost	1-0	3-2
Penalties-Yards	7-40	10-63
Possession Time	25:40	34:20
Third-Down Conversions	2-of-12	7-of-14
Fourth-Down Conversions	1-of-3	1-of-1
Red-Zone Scores-Chances	3-4	7-7
Sacks By: Number-Yards	1-6	3-14

## INDIVIDUAL STATISTICAL LEADERS

**RUSHING:** MU - Henry Josey 9-123, James Franklin 15-62-1, Rus Hansbrough 6-36, Marcus Murphy 4-10. AU - Tre Mason 46-304-4, Nick Marshall 16-101-1, Corey Grant 5-65-1, Ricardo Louis 3-43, Cameron Artis-Payne 2-36-1.

**PASSING:** MU - James Franklin 21-37-1-303-3. AU - Nick Marshall 9-11-0-132-1.

**RECEIVING:** MU - Dorial Green-Beckham 6-144-2, Marcus Lucas 5-50, Marcus Murphy 3-40-1, Bud Sasser 3-34, L'Damian Washington 3-29, Jimmie Hunt 1-6. AU - Sammie Coates 6-94-1, Trovon Reed 1-23, Tre Mason 1-8, Ricardo Louis 1-7.

**INTERCEPTIONS:** MU - None. AU - Jermaine Whitehead 1-0.

**FUMBLES:** MU - Marcus Lucas 1-0. AU - Nick Marshall 3-2.



Auburn's Tre Mason was the SEC Championship Game MVP, setting three individual championship game rushing marks and scoring four touchdowns.



Missouri quarterback James Franklin threw for 303 yards, rushed for 62 and was responsible for four touchdowns.



Behind quarterback Nick Marshall, Auburn set a championship-game record with 677 yards of total offense on 85 plays.

## SEC CHAMPIONSHIP GAMES

Year	Score	Attend.	MVP
1992	Alabama 28, Florida 21	83,091	Antonio Langham, Alabama
1993	Florida 28, Alabama 13	76,345	Terry Dean, Florida
1994	Florida 24, Alabama 23	74,751	Ellis Johnson, Florida
1995	Florida 34, Arkansas 3	71,325	Danny Wuerffel, Florida
1996	Florida 45, Alabama 30	74,132	Danny Wuerffel, Florida
1997	Tennessee 30, Auburn 29	74,896	Peyton Manning, Tennessee
1998	Tennessee 24, Miss. State 14	74,795	Peerless Price, Tennessee
1999	Alabama 34, Florida 7	71,500	Freddie Milons, Alabama
2000	Florida 28, Auburn 6	73,427	Rex Grossman, Florida
2001	LSU 31, Tennessee 20	74,843	Matt Mauck, LSU
2002	Georgia 30, Arkansas 3	74,835	David Greene, Georgia
2003	LSU 34, Georgia 13	74,913	Justin Vincent, LSU
2004	Auburn 38, Tennessee 28	74,892	Jason Campbell, Auburn
2005	Georgia 34, LSU 14	73,717	D.J. Shockley, Georgia
2006	Florida 38, Arkansas 28	73,374	Percy Harvin, Florida
2007	LSU 21, Tennessee 14	73,832	Ryan Perrilloux, LSU
2008	Florida 31, Alabama 20	75,892	Tim Tebow, Florida
2009	Alabama 32, Florida 13	75,514	Greg McElroy, Alabama
2010	Auburn 56, South Carolina 17	75,802	Cam Newton, Auburn
2011	LSU 42, Georgia 10	74,515	Tyrann Mathieu, LSU
2012	Alabama 32, Georgia 28	75,624	Eddie Lacy, Alabama
2013	Auburn 59, Missouri 42	75,632	Tre Mason, Auburn



## 2012 SEC CHAMPIONSHIP GAME ALABAMA 32, GEORGIA 28



Amari Cooper's 45-yard touchdown reception with 3:15 remaining Saturday lifted No. 2 Alabama to its 23rd all-time Southeastern Conference Football Championship with a 32-28 victory against No. 3 Georgia at the Georgia Dome in a game that featured more than its fair share of twists and turns. The contest was played in front of 75,624 fans, the fifth-largest crowd in SEC Championship Game history.

Alabama (12-1) trailed 28-25 with 12:54 remaining in the game following a 10-yard rushing touchdown by Georgia's Todd Gurley. After several unsuccessful drives by both teams, the Crimson Tide received the ball back with 5:24 left.

That's when Alabama developed a penchant for passing in a game that had been dominated by solid ground games from both teams. Crimson Tide quarterback AJ McCarron found Cooper streaking down the left sideline for what would be the game-winning touchdown pass.

Cooper had seven catches for 127 yards in the game (18.1 avg).

McCarron finished the game 13-of-21 passing with one critical scoring strike. SEC Championship Game Most Valuable Player Eddie Lacy rushed 20 times for a game-high 181 yards with two touchdowns, while T.J. Yeldon had 25 attempts for 153 yards, marking the first time in SEC Championship Game history that two players on the same team rushed for better than 100 yards.

Georgia (11-2) marched down the field on its final drive of the game with one last opportunity to reclaim the advantage in a contest that featured six lead changes. With 15 seconds remaining and the Bulldogs on the Alabama eight-yard line, quarterback Aaron Murray tossed a pass that was tipped and fallen on by Chris Conley at the five-yard line, but the clock expired to end the game.

Murray finished 18-of-33 from scrimmage for 265 yards passing with a touchdown. Gurley led Georgia's ground game with 23 carries for 122 yards with a pair of scores.

### SCORING SUMMARY

Alabama	0	10	8	14	=	32
Georgia	0	7	14	7	=	28

**2nd:** 13:59 UG – Jay Rome 19 yd pass from Aaron Murray (Marshall Morgan kick), 13-87 4:48, UA 0 – UG 7

01:59 UA – Eddie Lacy 41 yd run (Jeremy Shelley kick), 6-70 3:05, UA 7 – UG 7

00:00 UA – Jeremy Shelley 22 yd field goal, 6-42 1:15, UA 10 – UG 7

**3rd:** 12:09 UG – Todd Gurley 3 yd run (Marshall Morgan kick), 9-75 2:51, UA 10 – UG 14

06:31 UG – Alec Ogletree 55 yd blocked FG return (Marshall Morgan kick), UA 10 – UG 21

04:19 UA – T.J. Yeldon 10 yd run (T.J. Yeldon rush), 4-77 2:12, UA 18 – UG 21

**4th:** 14:57 UA – Eddie Lacy 1 yd run (Jeremy Shelley kick), 7-74 3:07, UA 25 – UG 21

12:54 UG – Todd Gurley 10 yd run (Marshall Morgan kick), 5-75 2:03, UA 25 – UG 28

03:15 UA – Amari Cooper 45 yd pass from AJ McCarron (Jeremy Shelley kick), 4-55 2:09, UA 32 – UG 28

### INDIVIDUAL STATISTICAL LEADERS

**RUSHING:** UA - Eddie Lacy 20-181; T.J. Yeldon 25-153; AJ McCarron 6-16. UG - Todd Gurley 23-122; Keith Marshall 2-3; Aaron Murray 4-minus 12.

**PASSING:** UA - AJ McCarron 13-21-1-162. UG - Aaron Murray 18-33-1-265; Arthur Lynch 1-1-0-16.

**RECEIVING:** UA - Amari Cooper 8-128; Eddie Lacy 2-7; M. Williams 2-5; Christian Jones 1-22. UG - Tavarres King 5-142; Malcolm Mitchell 4-40; Arthur Lynch 3-50; Todd Gurley 3-3; Chris Conley 2-11; Jay Rome 1-19; Sanders Commings 1-16.

**INTERCEPTIONS:** UA - H. Clinton-Dix 1-35. UG - Sanders Commings 1-0.

**FUMBLES:** UA - AJ McCarron 1-1; Cyrus Jones 1-0; Eddie Lacy 1-0. UG - None.

## 2011 SEC CHAMPIONSHIP GAME LSU 42, GEORGIA 10



Tyrann Mathieu turned in an MVP performance when LSU needed him most, running back a punt 62 yards for a touchdown, setting up another score with a fumble recovery and finally finishing off No. 12 Georgia with his best play yet, a whirlwind dervish of a return that led to the decisive TD of a 42-10 victory in the Southeastern Conference championship game Saturday.

LSU (13-0) advanced to a spot in the BCS title game in New Orleans, just 75 miles from its Baton Rouge campus. The Tigers opponent will be announced Sunday night, but SEC West rival and No. 2 Alabama.

The Bulldogs tried to really shake things up, racing to a 10-0 lead that could've been even bigger if they hadn't dropped a pair of potential touchdown passes in the first quarter.

But, thanks to Mathieu, the deficit was only 10-7 when the teams went to the locker room. He took a punt at his own 38, found an opening and was gone – all the way to the end zone for his second punt return for a touchdown in as many weeks.

That was long forgotten by the time the fearless sophomore was done.

On Georgia's first possession of the second half, quarterback Aaron Murray tried to scramble for a first down but had the ball knocked loose just before he hit the turf. Who was there to fall on it at the Bulldogs 26?

Mathieu, of course, his fifth fumble recovery of the season.

LSU quickly seized its first lead. The Tigers finally picked up a first down, then freshman Kenny Hilliard broke off a 15-yard run for the first of his three touchdowns. Normally, that would've been more than enough to win the game's MVP award. Not even close on this day.

The 5-foot-9, 175-pounder cradled the ball, took off down the center of the field, cut back to his left, stutter-stepped and turned on a burst of speed, basically came to a stop around the Georgia 30, then took off again and was finally dragged down at the 17.

LSU took control with a 21-point third quarter, coming back from a double-digit deficit for the second week in a row and leaving little doubt that it's the best team in country heading into bowl season. The only other unbeaten team, Houston, was blown out in the Conference USA championship game Saturday. All the other top teams have at least one loss.

### SCORING SUMMARY

Georgia	10	0	0	0	=	10
LSU	0	7	21	14	=	42

#### 1st Quarter

UG – Blair Walsh 40 FG (1st, 11:45)

UG – Aron White 12 pass from Aaron Murray (Walsh kick) (1st, 00:42)

#### 2nd Quarter

LS – Tyrann Mathieu 62 punt return (Drew Alleman kick) (2nd, 5:48)

LS – Kenny Hilliard 15 run (Alleman kick) (3rd, 12:51)

#### 3rd Quarter

LS – Hilliard 4 run (Alleman kick) (3rd, 10:37)

LS – Hilliard 8 pass from Jordan Jefferson (Alleman kick) (3rd, 3:45)

#### 4th Quarter

LS – Alfred Blue 48 run (Alleman kick) (4th, 6:17)

LS – Morris Claiborne 45 interception return (4th, 4:21)

### INDIVIDUAL STATISTICAL LEADERS

**RUSHING:** UG-Malcolm 5-37; Thomas 7-28, Crowell 10-15. LS-Blue 8-94-1 TD; Hilliard 8-72-2 TDs; Ford 6-34; Ware 6-13.

**PASSING:** UG-Murray 16-of-40, 163 yards, 1 TD, 2 INT; Mason 4-of-11, 55 yards; 0 TD, 0 INT. LS-Jefferson 5-of-13, 30 yards, 1 TD, 0 INT.

**RECEIVING:** UG-Charles 4-42; Mitchell 4-32; King 3-59; Conley 3-40. LS-Randle 2-15; Ware 1-9; Hilliard 1-8-1 TD.

**DEFENSE:** UG-Ogletree 6 TT (5-1), 1 Sack; Williams 5 TT (4-1); Rambo 5 TT (4-1). LS-Reid 7 TT (5-2); Brockers 6 TT (6-0), 2 TFL, 1 FF, 1 PBU; Minter 6 TT (4-2), 1 PBU.

## 2010 SEC CHAMPIONSHIP GAME AUBURN 56, SOUTH CAROLINA 17



Cam Newton left nothing to chance. He ran and passed the Auburn Tigers to a shot at the national championship they were denied six years ago, and he might as well start working on that Heisman pose, too.

Newton passed for a career-high 335 yards and four touchdowns, plus ran for a pair of TDs in an MVP performance that led Auburn to the Southeastern Conference championship with a 56-17 rout of Steve Spurrier and South Carolina on Saturday.

The Tigers, who came into the day sitting atop the Bowl Championship Series standings, must wait 24 hours before getting the official word, but it's nothing more than a formality: They'll be playing Oregon for the national title on Jan. 10 in Glendale, Ariz.

Hard to imagine the Heisman vote even being close after the 6-foot-6, 250-pound junior followed Tim Tebow as only the second player in the history of the top division to run AND pass for 20 touchdowns in a season. He slipped away from defenders with his surprising quickness, buying extra time to throw. He broke tackles with his power, not at all shocking given that he outweighed all three of South Carolina's starting linebackers by at least 25 pounds.

Or he just ran right over 'em. Newton guided the Tigers (13-0) to touchdowns on their first three possessions, though South Carolina (9-4) was in the game as halftime approached. Trailing only 21-14, the Gamecocks simply had to knock down Newton's last-gasp pass on the final play before the break.

They couldn't even do that. Newton heaved one up and DeVonte Holloman, standing in front of Terrell Zachery, leaped to tip it away. But the deflected ball went right to Darvin Adams for an improbable 51-yard touchdown that changed the complexion of the game. After South Carolina missed a field goal on the first possession of the second half, it was all Tigers.

The Tigers set an SEC championship game record for scoring and piled up 589 yards. Newton had a hand in 408 of them, breaking his previous best of 317 yards passing against Chattanooga and leading Auburn in rushing with 14 carries for 73 yards. Despite two big drops, Adams set another SEC championship record with 217 yards on seven receptions.

#### SCORING SUMMARY

Auburn	21	7	14	14	=	56
South Carolina	7	7	0	3	=	17

#### 1st Quarter

13:20 AU - Onterio McCalebb 12 yd pass from Cam Newton (Wes Byrum kick), AU 7 - SC 0  
09:53 SC - Patrick DiMarco 25 yd pass from Stephen Garcia (Spencer Lanning kick), AU 7 - SC 7

05:31 AU - Cam Newton 5 yd run (Wes Byrum kick), AU 14 - SC 7

02:09 AU - Darvin Adams 54 yd pass from Cam Newton (Wes Byrum kick), AU 21 - SC 7

#### 2nd Quarter

00:16 SC - Alshon Jeffery 1 yd pass from Stephen Garcia (Spencer Lanning kick), AU 21 - SC 14

00:00 AU - Darvin Adams 51 yd pass from Cam Newton (Wes Byrum kick), AU 28 - SC 14

#### 3rd Quarter

07:56 AU - Cam Newton 1 yd run (Wes Byrum kick), AU 35 - SC 14

07:23 AU - T'Sharvan Bell 10 yd interception return (Wes Byrum kick), AU 42 - SC 14

#### 4th Quarter

11:14 AU - Emory Blake 7 yd pass from Cam Newton (Wes Byrum kick), AU 49 - SC 14

07:48 SC - Spencer Lanning 33 yd field goal, AU 49 - SC 17

02:22 AU - Mario Fannin 6 yd run (Wes Byrum kick), AU 56 - SC 17

#### INDIVIDUAL STATISTICAL LEADERS

**RUSHING:** Auburn-Cam Newton 14-73; Michael Dyer 14-64; Barrett Trotter 2-37; Onterio McCalebb 3-30; Mario Fannin 6-28; Terrell Zachery 1-3; Kodi Burns 2-3. South Carolina-M. Lattimore 16-84; Connor Shaw 6-49; Stephen Garcia 7-18; Brian Maddox 1-5.

**PASSING:** Auburn-Cam Newton 17-28-0-335; Barrett Trotter 1-1-0-16. South Carolina-Stephen Garcia 16-28-2-170; Connor Shaw 4-5-0-23.

**RECEIVING:** Auburn-Darvin Adams 7-217; Emory Blake 5-63; Eric Smith 2-23; Phillip Lutzenkirchen 1-18; Derek Winter 1-16; Onterio McCalebb 1-12; Terrell Zachery 1-2. South Carolina-Alshon Jeffery 4-36; M. Lattimore 3-36; Tori Gurley 3-32; D.L. Moore 3-30; Ace Sanders 3-9; Patrick DiMarco 2-38; Mike Triglia 1-9; Kenny Miles 1-3.

**INTERCEPTIONS:** Auburn-T'Sharvan Bell 1-10; Daren Bates 1-0. South Carolina-None.

**FUMBLES:** Auburn-Cam Newton 1-1. South Carolina-None.

### 2009 SEC CHAMPIONSHIP GAME ALABAMA 32, FLORIDA 13



The No. 2 Alabama Crimson Tide won its 22nd Southeastern Conference Championship by beating No. 1 Florida, 32-13 with a balanced attack that gave the Tide its first league title since 1999. Alabama is now 13-0 on the season while the Gators fell to 12-1.

It marked the first time in the history of the SEC Championship Game that both teams came in undefeated.

"Our entire team played great. Greg [McElroy] played great. Mark [Ingram] played great. Julio [Jones] played great," Alabama head coach Nick Saban said. "Really, most of the credit goes to our guys up front on the offensive line. This is a great win for our program."

Alabama amassed 490 yards of total offense against a Florida defense that had been limiting its opponents to an average of 230 yards per game this season.

Junior quarterback Greg McElroy, who threw for 239 yards and a touchdown on 12 completions, was named the game's most valuable player.

"It's been such an incredible season," McElroy said. "We started the season here (in the Georgia Dome) with a win and were able to win a championship today. I can't say enough about my offensive line, (and) we have the greatest coaching staff in the country."

Sophomore running back Mark Ingram rushed for 113 yards on 28 carries including three rushing touchdowns. He is now the Tide's all-time single-season rushing leader with 1,542, surpassing Bobby Humphrey's 1986 record of 1,471 and becomes the first Alabama rusher to go over 1,500 yards

in a season. His three touchdowns tied an SEC Championship Game record. Ingram also caught two passes for 76 yards.

Sophomore Marquis Maze led the Crimson Tide receivers with five catches for 96 yards.

Sophomore Mark Barron, junior Kareem Jackson and senior Rolando McClain led the Crimson Tide defense with seven, six and five tackles, respectively.

Alabama has now won an SEC title in every decade since winning the league's first title in 1933. The Tide's 22 championships ranks first in SEC history.

#### SCORING SUMMARY

Florida	3	10	0	0	=	13
Alabama	9	10	7	6	=	32

**1st:** 10:37 UA - Leigh Tiffin 48 yd field goal, 9-47 4:23, UF 0 - UA 3  
05:33 UA - Mark Ingram 7 yd run (Leigh Tiffin kick failed), 8-76 3:56, UF 0 - UA 9  
00:28 UF - C. Sturgis 48 yd field goal, 12-56 5:05, UF 3 - UA 9

**2nd:** 06:03 UA - Leigh Tiffin 34 yd field goal, 12-68 5:47, UF 3 - UA 12  
04:31 UF - D. Nelson 23 yd pass from T. Tebow (C. Sturgis kick), 4-70 1:32, UF 10 - UA 12  
03:32 UA - Mark Ingram 3 yd run (Leigh Tiffin kick), 2-72 0:59, UF 10 - UA 19  
01:18 UF - C. Sturgis 32 yd field goal, 5-65 2:14, UF 13 - UA 19

**3rd:** 09:53 UA - Colin Peek 17 yd pass from Greg McElroy (Leigh Tiffin kick), 5-74 2:48, UF 13 - UA 26

**4th:** 13:49 UA - Mark Ingram 1 yd run (Greg McElroy pass failed), 17-88 8:47, UF 13 - UA 32

#### INDIVIDUAL LEADERS

**RUSHING:** Florida-T. Tebow 10-63; B. James 1-9; J. Demps 1-9; C. Rainey 2-7. Alabama-Mark Ingram 28-113; T. Richardson 11-80; Roy Upchurch 7-57; Greg McElroy 4-10; Team 3-minus 9.

**PASSING:** Florida-T. Tebow 20-35-1-247. Alabama-Greg McElroy 12-18-0-239.

**RECEIVING:** Florida-A. Hernandez 8-85; D. Nelson 4-53; R. Cooper 3-77; D. Thompson 2-22; B. James 1-9; O. Hines 1-4; E. Moody 1-minus 3. Alabama-Marquis Maze 5-96; Colin Peek 3-39; Mark Ingram 2-76; Julio Jones 2-28.

**INTERCEPTIONS:** Florida-None. Alabama-Javier Arenas 1-0.

**FUMBLES:** Florida-None. Alabama-Team 1-0.

### 2008 SEC CHAMPIONSHIP GAME FLORIDA 31, ALABAMA 20



Eastern Division champion Florida used two fourth quarter touchdowns to erase a 20-17 deficit to defeat Western Division Alabama, 31-20, in the 17th SEC Football Championship Game, held Dec. 6 at the Georgia Dome in Atlanta. It marked the first time in SEC history two teams ranked No. 1 and No. 2 in the polls met head-to-head on the field.

A Georgia Dome record crowd of 75,892 was on hand as the two teams traded leads through the first three quarters.

Florida QB Tim Tebow was voted the game's Most Valuable Player. The Jacksonville, Fla., junior completed 14-of-22 passes for 216 yards and three touchdowns and also led the Gators in rushing with 57 yards on 17 carries. Tebow's five-yard TD pass to Riley Cooper with 2:50 left in the game gave the Gators the security of the win.

Florida came out of the gate first, with Tebow hitting Carl Moore with a three-yard TD pass at the 8:17 mark of the first quarter, giving the Gators a 7-0 lead. Alabama answered with a Glen Coffee 18-yard TD run on the next drive. The Tide followed that up with a Leigh Tiffin 30-yard field goal for a 10-7 end of first quarter lead.

The Gators bounced back. Jonathan Phillips hit a 19-yard field goal to tie the score, 10-10. With 2:59 left in the first half, Tebow found David Nelson for a five-yard TD strike and Florida went into the locker room with a 17-10 lead.

Alabama controlled the ball for much of the third quarter. The Tide engineered a 15-play, 91-yard drive on its opening possession of the half. It was capped by Mark Ingram's 2-yard TD run to tie the score, 17-17. With eight seconds left in the third quarter, Tiffin conneted on a 27-yard field goal to give Alabama a 20-17 lead.

Florida took the lead for good with 9:21 left in regulation. Jeff Demps scored from the one-yard line to give the Gators a 24-20 lead. Florida's defense held the Tide on its next drive and Tebow hit Cooper for the final margin, 31-20.



### SCORING SUMMARY

Alabama	10	0	10	0	=	20
Florida	7	10	0	14	=	31

UF - Carl Moore 3 pass from Tim Tebow (Jonathan Phillips kick) (1st, 8:17)  
 UA - Glen Coffee 18 run (Leigh Tiffin kick) (1st, 7:23)  
 UA - Tiffin 30 FG (1st, 3:28)  
 UF - Phillips 19 FG (2nd, 8:59)  
 UF - David Nelson 5 pass from Tebow (Phillips kick) (2nd, 2:59)  
 UA - Mark Ingram 2 run (Tiffin kick) (3rd, 6:20)  
 UA - Tiffin 27 FG (3rd, 0:08)  
 UF - Jeff Demps 1 run (Phillips kick) (4th, 9:21)  
 UF - Riley Cooper 5 pass from Tebow (Phillips kick) (4th, 2:50)

### INDIVIDUAL LEADERS

**Rushing:** ALABAMA: Coffee 21-112-1 TD; Ingram 8-21-1. FLORIDA: Tebow 17-57-0; Demps 14-53-1; Moody 4-23-0.

**Passing:** ALABAMA: Wilson 12-25-1, 187 yards, 0 TD. FLORIDA: Tebow 14-22-0, 216, 3 TDs.

**Receiving:** ALABAMA: Jones 5-124-0 TD, Walker 3-37-0, Hanks 3-19. FLORIDA: Murphy 4-86-0, Hernandez 3-43-0, Nelson 3-27-1 TD; Cooper 2-56-1 TD.

**Tackles:** ALABAMA: McClain 7 UT-2 AT=9 TT, R. Johnson 7-2=9, Woodall 6-2=8. FLORIDA: Haden 6-2=8; Spikes 5-2=7; Black 4-3=7.

## 2007 SEC CHAMPIONSHIP GAME LSU 21, TENNESSEE 14



Ryan Perrilloux and the fifth-ranked Tigers beat No. 14 Tennessee 21-14 - victory and suddenly was playing for the national title.

Jonathan Zenon scored on an 18-yard interception return with 9:54 left to rally LSU (11-2) from a 14-13 deficit, then Darryl Beck with picked off another pass by Erik Ainge deep in Tigers territory to seal it.

The Vols led 7-6 at halftime. The game shaded toward the Tigers' side in the second half, with Perrilloux starring in place of injured Matt Flynn.

For a while, it looked as if Tennessee safety Eric Berry might be the star of the game. He made a pair of plays in the third quarter that helped Tennessee take a 14-13 lead and preserve it. Berry recovered a fumble by NCAA sprint star Trindon Holliday that set up Ainge's 6-yard TD pass to Josh Briscoe for a 14-13 edge and later intercepted Perrilloux's pass.

### SCORING SUMMARY

Tennessee	7	0	7	0	=	14
LSU	6	0	7	8	=	21

**1st:** 12:00 UT - Chris Brown 11 yd pass from Erik Ainge (Daniel Lincoln kick)

Scoring Drive: 6 plays, 62 yards, TOP 3:00, UT 7 - LS 0

8:29 LS - Colt David 30 yd field goal

Scoring Drive: 10 plays, 63 yards, TOP 3:31, UT 7 - LS 3

3:07 LS - Colt David 30 yd field goal

Scoring Drive: 9 plays, 58 yards, TOP 3:57, UT 7 - LS 6

**2nd:** No Scoring

**3rd:** 11:52 LS - Demetrius Byrd 27 yd pass from Ryan Perrilloux (Colt David kick)

Scoring Drive: 6 plays, 76 yards, TOP 3:08, UT 7 - LS 13

3:09 UT - Josh Briscoe 6 yd pass from Erik Ainge (Daniel Lincoln kick)

Scoring Drive: 9 plays, 66 yards, TOP 3:40, UT 14 - LS 13

**4th:** 9:54 LS - Jonathan Zenon 18 yd interception return (Ryan Perrilloux rush), UT 14 - LS 21

### INDIVIDUAL LEADERS

**Rushing:** Tennessee: Foster 21-55-0 TD; Jones 2-39-0. LSU: Hester 23-120-0; Holliday 6-58-0; Williams 5-34-0.

**Passing:** Tennessee: Ainge 20-40-2, 249, 2 TDs. LSU: Perrilloux 20-30-1, 243, 1 TD.

**Receiving:** Tennessee: Briscoe 8-79-1 TD; five with 2 catches each. LSU: Doucet 5-29-0; Byrd 4-72-1 TD; LaFell 3-65-0.

**Tackles:** Tennessee: Mayo 8-7=15; Hefney 6-4=10. LSU: Steltz 5-3=8; Highsmith 3-4=7.

## 2006 SEC CHAMPIONSHIP GAME FLORIDA 38, ARKANSAS 28



The fourth-ranked University of Florida got second-half touchdowns on a muffed punt, a 67-yard run and a pass from a wide receiver en route to defeating No. 8 Arkansas, 38-28, to win its seventh SEC title.

With UF trailing 21-17 late in the third quarter, Arkansas sophomore Reggie Fish fumbled a punt inside the Razorbacks' five-yard line, allowing freshman cornerback Wondy Pierre-Louis to pounce on the ball in the endzone for a touchdown that gave Florida a 24-21 lead. After the Gator defense forced an

Arkansas punt, freshman wide receiver Percy Harvin took off on a career-long 67-yard touchdown run on Florida's first play of the fourth quarter, widening the lead to 31-21.

### SCORING SUMMARY

Arkansas	0	7	14	7	=	28
Florida	3	14	7	14	=	38

**1st:** 06:10 UF - C. Hetland 33 yd field goal; 6 plays, 47 yards, TOP 2:25, AR 0 - UF 3

**2nd:** 08:54 UF - C. Leak 9 yd run (C. Hetland kick); 1 play, 9 yards, TOP 0:29, AR 0 - UF 10

04:02 UF - P. Harvin 37 yd pass from C. Leak (C. Hetland kick); 8 plays, 74 yards, TOP 3:23, AR 0 - UF 17

01:55 AR - Marcus Monk 48 yd pass from Casey Dick (Jeremy Davis kick); 3 plays, 66 yards, TOP 2:07, AR 7 - UF 17

**3rd:** 12:06 AR - Felix Jones 2 yd pass from Darren McFadden (Jeremy Davis kick); 7 plays, 32 yards, TOP 2:18, AR 14 - UF 17

08:33 AR - A. Robinson 40 yd interception return (Jeremy Davis kick); AR 21 - UF 17

03:47 UF - W Pierre-Louis 0 yd fumble recovery (C. Hetland kick); AR 21 - UF 24

**4th:** 14:22 UF - P. Harvin 67 yd run (C. Hetland kick); 1 play, 67 yards, TOP 0:30, AR 21 - UF 31

12:29 AR - Felix Jones 29 yd pass from C. Washington (Jeremy Davis kick); 4 plays, 63 yards, TOP 1:53, AR 28 - UF 31

09:04 UF - T. Casey 5 yd pass from A. Caldwell (C. Hetland kick); 8 plays, 80 yards, TOP 3:25, AR 28 - UF 38

### INDIVIDUAL LEADERS

**Rushing:** ARK - Darren McFadden 21-73; Felix Jones 13-57; Mitch Mustain 1-2. FLA - Percy Harvin 6-105-1 TD; K. Moore 3-32; Tim Tebow 8-32.

**Passing:** ARK - Casey Dick 10-22-2, 148 yards, 1 TD; D. McFadden 1-3-0, 2 yards, 1 TD; FLA - Chris Leak 16-30-2, 189 yards, 1 TD; A. Caldwell 1-1-0, 5 yards, 1 TD.

**Receiving:** ARK - Marcus Monk 3-69-1 TDs; Felix Jones 2-31; Darren McFadden 2-27. FLA - C. Ingram 6-71; P. Harvin 5-62-1 TD; A. Caldwell 3-31.

**Tackles:** ARK - Randy Kelly 9-3=12 (1 TFL -8); John Johnson 5-2=7; Sam Olajubutu 4-2=6. FLA - B. Siler 9-3=12; E. Everett 3-3=6; D. Munroe 3-3=6 (1 TFL -2)

## 2005 SEC CHAMPIONSHIP GAME GEORGIA 34, LSU 14



D.J. Shockley threw two touchdown passes to Sean Bailey, and Bryan McClendon set up another score with a blocked punt as Georgia won its second Southeastern Conference championship in four years with a 34-14 victory over LSU.

Georgia took control early, scoring two touchdowns before the game was nine minutes old.

LSU closed the gap to 14-7 early in the second period on JaMarcus Russell's 1-yard dive, but that was the Tigers' last hurrah. McClendon charged through the line to block Chris Jackson's punt, giving Georgia another prime scoring chance at the LSU 15.

On third-and-2, Shockley took off running when the pocket collapsed, breaking an attempted tackle for a 7-yard touchdown.

Shockley rushed for a touchdown and passing for two others.

### SCORING SUMMARY

Georgia	14	7	3	10	=	34
LSU	0	7	0	7	=	14

UGA - Sean Bailey 45 pass from D.J. Shockley (Brandon Coutu kick), 1st Q (10:19) (1-45-0:08) [UGA 7-0]

UGA - Sean Bailey 29 pass from D.J. Shockley (Brandon Coutu kick), 1st Q (6:12) (6-51-2:34) [UGA 14-0]

LSU - JaMarcus Russell 1 run (Colt David kick), 2nd Q (13:53) (14-80-7:19) [UGA 14-7]

UGA - D.J. Shockley 7 run (Brandon Coutu kick), 2nd Q (8:23) (3-15-1:21) [UGA 21-7]

UGA - Brandon Coutu 22 FG, 3rd Q (9:52) (10-62-3:50) [UGA 24-7]

UGA - Brandon Coutu 51 FG, 4th Q (14:40) (11-40-5:35) [UGA 27-7]

UGA - Tim Jennings 15 interception return (Brandon Coutu kick), 4th Q (14:18) [UGA 34-7]

LSU - Dwayne Bowe 19 pass from Matt Flynn (Colt David kick), 4th Q (5:38) [UGA 34-14]

## INDIVIDUAL LEADERS

**Rushing:** UGA - Thomas Brown 14-62; Gregg Lumpkin 13-38; Danny Ware 8-28; D.J. Shockley 7-10-1 TD. LSU - Shyrone Carey 10-43; Skyler Green 2-26; Justin Vincent 8-15; Joseph Addai 2-7.

**Passing:** UGA - D.J. Shockley 12-6-0, 112 yards, 2 TDs. LSU - JaMarcus Russell 19-11-1, 120 yards, 0 TDs; Matt Flynn 11-3-1, 36 yards, 1 TD.

**Receiving:** UGA - Sean Bailey 2-74-2 TDs; Mohamed Massaquoi 2-15. LSU - Dwayne Bowe 5-74-1 TD; David Jones 2-28; Shyrone Carey 2-18.

**Tackles:** UGA - Jarvis Jackson 6-2=8 (1 TFL -3); Tony Taylor 5-1=6; Tim Jennings 5-1-6 (2 TFL -14, 1 INT, 1 Sack -12); Greg Blue 4-2=6. LSU - Craig Steltz 6-2=8; Melvin Oliver 5-2-7; LaRon Landry 4-2=6 (1 TFL -3).

## 2004 SEC CHAMPIONSHIP GAME AUBURN 38, TENNESSEE 28



Auburn continued its perfect season with a 38-28 win over Tennessee in the 2004 SEC Championship Game.

Auburn won its first-ever SEC Football Championship Game in the process.

Auburn's Jason Campbell completed 27-of-35 passes for 374 yards with 3 TDs and an interception. He also had 57 yards rushing on 13 carries.

The Tigers got off to a quick start, converting touchdowns on a fumble recovery by Cole Bennett in the end zone and a Carnell Williams five-yard run in the first quarter to give Auburn a 14-0 lead. The two teams traded touchdowns the remainder of the first half and the Tigers went into the locker room with a 21-7 lead.

Tennessee got back into the game quickly in the second half. Rick Clausen hit Robert Meachem with a 17-yard TD pass and on the Vols' next drive, Gerald Riggs rushed for an 80-yard TD to tie the score at 21-21.

The Tigers, on their possession with a 53-yard TD pass to Devin Aromashodu on Auburn's next drive to make the score 28-21.

With Auburn leading 31-28 midway through the fourth quarter, Campbell put the game out of reach for the Tigers with a 43-yard TD pass to Ben Obomanu.

## SCORING SUMMARY

Auburn	14	7	7	10	=	38
Tennessee	7	0	14	7	=	28

AU - Cole Bennett 0 yard fumble recovery (John Vaughn kick), 1st Q (13:24)  
 AU - Carnell Williams 5 run (Vaughn kick), 1st Q (8:35)  
 UT - Cedric Houston 2 run (James Wilhoit kick), 1st Q (0:00)  
 AU - Courtney Taylor 4 pass from Jason Campbell (Vaughn kick), 2nd Q (9:15)  
 UT - Robert Meachem 17 pass from Rick Clausen (Wilhoit kick), 3rd Q (9:39)  
 UT - Gerald Riggs 80 run (Wilhoit kick), 3rd Q (6:05)  
 AU - Devin Aromashodu 53 pass from Campbell (Vaughn kick), 3rd Q (3:45)  
 AU - Vaughn 22 FG, 4th (11:46)  
 UT - Riggs 9 run (Wilhoit kick), 4th (10:07)  
 AU - Ben Obomanu 43 pass from Campbell (Vaughn kick), 4th (6:56)

## INDIVIDUAL LEADERS

**Rushing:** AU - Williams 19-100-1 TD; Campbell 13-57; Brown 16-50. UT - Riggs 11-182-2 TDs; Houston 11-37-1 TD.

**Passing:** AU - Campbell 35-27-1, 374 yards; 3 TDs. UT - Clausen 20-8-0, 69 yards; 1 TD.

**Receiving:** AU - Taylor 6-111-1 TD; Obomanu 6-93-1 TD; R. Brown 6-55. UT - T. Brown 3-28; Anderson 2-11.

**Tackles:** AU - Williams 7-1-8 TT; Graves 2-3-5 TT; Jackson 1-4-5 TT. UT - Gaither 15-3-18 TT; Burnett 10-3-13 TT.

## 2003 SEC CHAMPIONSHIP GAME LSU 34, GEORGIA 13



LSU won the SEC championship, defeating Georgia, 34-13, in front of 74,913 fans at the Georgia Dome.

The Tigers' Justin Vincent became the first freshman to be named Most Valuable Player in the SEC Championship Game.

Vincent rushed for an SEC Championship Game-record 201 yards on 18 carries and two TDs.

LSU got on the scoreboard first on Vincent's 87-yard TD run with 4:49 left in the first quarter. The jaunt was the longest rush in SEC Championship Game history. On the ensuing Georgia drive, the Tigers tackled Bulldog punter Gordon Ely-Kelso in the endzone to add to the LSU advantage, 8-0.

Early in the second quarter, Matt Mauck and Michael Clayton connected on a 43-yard TD pass and on LSU's next drive, Rayn Gaudet added a 35-yard field goal to put the Tigers ahead, 17-0.

Georgia closed the gap to 11 with two field goals by Billy Bennett. In the third quarter, Bennett's 49-yard field goal pulled the Bulldogs within a 17-6 deficit.

On Georgia's next drive, Tiger LB Lionel Turner intercepted a David Greene pass and returned it 18 yards for a TD to give the Tigers a 24-6 lead in the third quarter.

On Georgia's next drive, Greene made amends by hitting TE Ben Watson on an 18-yard TD pass pulling the Bulldogs to within a 24-13 margin.

Vincent's 3-yard run put the finishing touches on a 9-play, 78-yard drive that gave the Tigers a 31-13 lead. Gaudet added a 22-yard field goal later in the quarter to make the final score, 34-13.

## SCORING SUMMARY

Georgia	0	3	10	0	=	13
LSU	8	9	7	10	=	34

LSU - Vincent 87 run (Jackson kick failed), 4:49 (1st)  
 LSU - Team Safety, 3:11 (1st)  
 LSU - Clayton 43 pass from Mauck (Jackson kick blocked), 14:51 (2nd)  
 LSU - Gaudet 35 FG, 9:37 (2nd)  
 UGA - Bennett 51 FG, 6:38 (2nd)  
 UGA - Bennett 49 FG, 7:46 (3rd)  
 LSU - Turner 18 interception return (Gaudet kick), 4:17 (3rd)  
 UGA - Watson 18 pass from Greene (Bennett kick), 3:40 (3rd)  
 LSU - Vincent 3 run (Gaudet kick), 14:54 (4th)  
 LSU - Gaudet 22 FG, 7:12 (4th)

## INDIVIDUAL LEADERS

**Rushing:** UGA - Lumpkin (7-54); Brown (1-35); Cooper (9-14). LSU - Vincent (18-201-2 TD); Addai (8-60); Broussard (11-47).

**Passing:** UGA - Greene (17-41-3, 199; 1 TD); LSU - Mauck (14-22-1, 151; 1 TD).

**Receiving:** UGA - Watson (4-86-1 TD); Gibson (3-19). LSU - Clayton (5-81-1 TD); Henderson (4-47); Green (3-11).

**Tackles:** UGA - Davis (5-6-11); Thurman (4-7-11); Blue (4-5-9); Jones (3-6-9); LSU - Daniels (5-1-6); Alexander (3-3-6); Turner (1-5-6).

## 2002 SEC CHAMPIONSHIP GAME GEORGIA 30, ARKANSAS 3



Georgia won its first Southeastern Conference Championship in 20 years, defeating Arkansas 30-3.

The Bulldogs scored on their first five possessions for a 23-0 half-time lead.

Musa Smith rushed for 106 yards and two touchdowns. David Greene threw for 237 yards. Terrence Edwards had seven catches for 92 yards, becoming the SEC's career leader in receiving yards.

The game belonged to Georgia right from the start. At the end of the game's first offensive drive, Georgia's Decory Bryant blocked Richie Butler's punt. Thomas Davis scooped up the loose ball and ran to the Arkansas 2.

After Bryant's play, Smith powered into the end zone standing up to put Georgia ahead 7-0.

On Georgia's second offensive drive, Greene threw an 18-yard pass to Edwards and a 22-yarder to J.T. Wall, then Smith finished off the drive with a 17-yard touchdown run.

Georgia's next three possessions ended with field goals by Billy Bennett, who connected from 29, 42 and 39 yards to provide a comfortable margin at halftime.

## SCORING SUMMARY

Arkansas	0	0	3	0	=	3
Georgia	17	6	0	7	=	30

UGA - Smith 2 run (Bennett kick), 11:58 (1st)  
 UGA - Smith 17 run (Bennett kick), 8:49 (1st)  
 UGA - Bennett 29 FG, 3:54 (1st)  
 UGA - Bennett 42 FG, 12:10 (2nd)  
 UGA - Bennett 39 FG, 6:24 (2nd)  
 UA - Carlton 27 FG, 0:52 (3rd)  
 UGA - Watson 20 pass from Greene (Bennett kick), 12:08 (4th)

## INDIVIDUAL LEADERS

**Rushing:** UA - Talley (17-51); Howard (3-14); UGA - Smith (19-106-2 TDs); Greene (4-17).

**Passing:** UA - Jones (9-17-0, 60 yards, 0 TD); UGA - Greene (17-29-0, 237 yards, 1 TD).

**Receiving:** UA - Smith (5-36); Birmingham (2-12); UGA - Edwards (7-92); Gibson (5-93).

**Tackles:** UA - Hamlin 7 (7-0); Miller 7 (5-2); Osborne 7 (3-4); UGA - Bailey 6 (3-3); Gilbert 5 (5-0); Clemons 5 (2-3).



## 2001 SEC CHAMPIONSHIP GAME LSU 31, TENNESSEE 20



LSU, in its first appearance in the SEC Championship Game, won its first conference title since 1986.

Trailing 17-16 entering the fourth quarter, LSU was directed on two touchdown drives by backup QB Matt Mauck, who entered the game for the injured Rohan Davey in the first half. Mauck scored his second rushing touchdown of the game on the second play of the fourth quarter from 13 yards out, and after a successful two-point conversion, put the Tigers ahead to stay, 24-17.

LSU put the game out of reach late in the fourth quarter on a one-yard TD run by Domanick Davis to make the final margin, 31-20.

Mauck directed the Tigers to the game's first touchdown, capping it with a four-yard TD run to put LSU ahead, 7-0.

Tennessee then scored 17 unanswered points in the second quarter, including two passing TDs from quarterback Casey Clausen. The first was a 31-yard pass to Kelley Washington and second was a three-yard pass to Troy Fleming. LSU's John Corbello broke the Vol scoring string with a 45-yard field goal with just 29 seconds left in the first half.

Corbello added two field goals in the third quarter, which closed the Vol lead to 17-16 by quarter's end.

### SCORING SUMMARY

Tennessee	0	17	0	3	=	20
LSU	7	3	6	15	=	31

LSU - Mauck 4 run (Corbello kick), 8:14 (1st)  
 UT - Washington 31 pass from Clausen (Walls kick), 9:04 (2nd)  
 UT - Fleming 3 pass from Clausen (Walls kick), 6:18 (2nd)  
 UT - Walls 51 FG, 3:52 (2nd)  
 LSU - Corbello 45 FG, 0:29 (2nd)  
 LSU - Corbello 47 FG, 11:51 (3rd)  
 LSU - Corbello 45 FG, 2:45 (3rd)  
 LSU - Mauck 13 run (Reed from Mauck), 14:20 (4th)  
 UT - Walls 21 FG, 9:55 (4th)  
 LSU - Davis 1 run (Corbello kick), 2:26 (4th)

### INDIVIDUAL LEADERS

**Rushing:** UT - Stephens (14-37); LSU - Davis (16-78-1 TD); Mauck (12-43-2 TDs).  
**Passing:** UT - Clausen (27-43-0; 332 yards; 2 TDs); LSU - Davey (9-20-0, 84 yards; 0 TD); Mauck (5-15-0; 67 yards; 0 TD).  
**Receiving:** UT - Washington (9-140-1 TD); Stallworth (7-96); Witten (3-40); LSU - Reed (4-60); Clayton (4-54).  
**Tackles:** UT - Moore (7-1=8); Whiteside (5-0=5); Stevenson (4-1=5); Battle (5-0=5); LSU - B. James (9-1=10); Gay (5-1=6); D. James (4-0=4); Faulk (3-1=4).

## 2000 SEC CHAMPIONSHIP GAME FLORIDA 28, AUBURN 6



Rex Grossman completed 17 of 26 passes for 238 yards for the Gators while UF running back Earnest Graham set an SEC Championship Game record with 169 rushing yards on 19 carries.

The Gators went out to a 14-0 lead in the first quarter. Grossman's 10-yard TD strike to Reche Caldwell with 13:09 left in the first quarter put the Gators ahead to stay, 7-0. Another Grossman to Caldwell strike, for 66 yards, added to the score in the first quarter.

Florida added to its lead midway through the second quarter. Grossman hit freshman Jabar Gaffney on a 27-yard TD strike to make the score 21-0.

Auburn got on the scoreboard late in the second quarter on a 44-yard field goal by Damon Duval with no time left.

The Tigers also got on the scoreboard first in the second half on a 21-yard field goal with 9:43 left in the third quarter, making the score 21-6.

On the game's following drive, the Gators put the game out of reach. Grossman led Florida on an 11-play, 80-yard drive that took 4:26 off the clock. The drive ended on a 12-yard pass from Grossman to Brian Haugabrook putting the Gators ahead, 28-6.

Tiger QB Ben Leard had to leave the game with an injury in the third quarter. Leard completed 17 of 33 passes for 158 yards.

The Gator defense played a big role in the win as it held SEC Player of the Year Rudi Johnson to just 47 yards rushing on 17 carries.

### SCORING SUMMARY

Florida	14	7	7	0	=	28
Auburn	0	3	3	0	=	6

UF - Caldwell 10 pass from Grossman (Chandler kick), 13:09 (1st)  
 UF - Caldwell 66 pass from Grossman (Chandler kick), 2:42 (1st)  
 UF - Gaffney 27 pass from Grossman (Chandler kick), 8:19 (2nd)  
 AU - Duval 44 FG, 0:00 (2nd)  
 AU - Duval 21 FG, 9:43 (2nd)  
 UF - Haugabrook 12 pass from Grossman (Chandler kick), 5:17 (3rd)

### INDIVIDUAL LEADERS

**Rushing:** UF - Graham (19-169); Gillespie (11-45); AU - Evans (8-69); Johnson (17-47).  
**Passing:** UF - Grossman (17-26-1; 238 yds., 4 TDs); AU - Leard (17-30-1; 158 yds., 0 TD).  
**Receiving:** UF - Gaffney (5-84-1 TD); Caldwell (3-91-2 TD); AU - Evans (4-45); Diamond (4-42).  
**Tackles:** UF - Hardmon 6 (6-0); Brown 5 (5-0); AU - Thomas 11 (9-2).

## 1999 SEC CHAMPIONSHIP GAME ALABAMA 34, FLORIDA 7



Alabama broke open a close game in the fourth quarter, outscoring Florida 19-0 in the final stanza.

Two big plays in the fourth quarter led directly to 13 Crimson Tide points. With 11:54 left in the contest, Freddie Milons scored on a 77-yard run and 18 seconds later, Alabama's Reggie Grimes scored from 38-yards on an interception return. The score went from 15-7 at the beginning of the fourth quarter to 28-7 with 11:36 left in the contest.

Florida got on the scoreboard first, on a 3-yard pass from Earnest Graham to Erron Kinney, in the game's first possession. The Alabama defense would allow Florida just 59 total offensive yards the rest of the way.

The Alabama defense intercepted four passes and kept the Florida offense from converting a third down in the contest. The Tide held the Gators to their lowest total offense, passing yards, pass completions and first down totals ever under head coach Steve Spurrier.

After the Gators got out to a 7-0 lead, Alabama used two Ryan Pflugner field goals of 29 and 48 yards to cut the margin to 7-6 with just 2:03 left in the first half.

Following an interception by Alabama's Marcus Spencer, the Crimson Tide took the lead five plays later on a 27-yard TD pass from Andrew Zow to Jason McAddley. Alabama went into the locker room ahead, 12-7.

### SCORING SUMMARY

Florida	7	0	0	0	=	7
Alabama	0	12	3	19	=	34

UF - Kinney 3 pass from Graham (Chandler kick), 13:20 (1st)  
 UA - Pflugner 29 FG, 11:03 (2nd)  
 UA - Pflugner 48 FG, 2:03 (2nd)  
 UA - McAddley 27 pass from Zow (pass failed), 00:30 (2nd)  
 UA - Pflugner 49 FG, 3:12 (3rd)  
 UA - Milons 77 run (Pflugner kick), 11:54 (4th)  
 UA - Grimes 38 interception return (kick failed), 11:36 (4th)  
 UA - Alexander 7 run (rush failed), 3:58 (4th)

### INDIVIDUAL LEADERS

**Rushing:** UF - Graham (9-27); UA - Milons (6-116-1), Alexander (30-97-1).  
**Passing:** UF - Palmer (7-20-3-80 yards); UA - Zow (10-17-0-134 yards-1 TD).  
**Receiving:** UF - Jackson (3-49); UA - Carter (5-71); McAddley (4-46-1 TD).  
**Tackles:** UF - Manuel (7-4=11); Dixon (6-4=10); UA - Merritt (4-0=4).

## 1998 SEC CHAMPIONSHIP GAME TENNESSEE 24, MISSISSIPPI STATE 14



Behind 14-10 midway through the fourth quarter, Tennessee scored two late touchdowns to hold off Mississippi State, 24-14.

The win by Tennessee enabled the Vols to stay undefeated for the season and participate in the National Championship Game at the Tostitos Fiesta Bowl.

Midway through the final quarter, MSU's Kevin Prentiss returned a punt 83 yards for a touchdown to put the Bulldogs ahead, 14-10.

On UT's following drive, QB Tee Martin drove the Vols down the field and hit WR Peerless Price with a 41-yard TD pass with 6:15 left to give Tennessee a 17-14 lead.

Mississippi State fumbled on the first play of the next drive, giving the ball back to Tennessee at the MSU 26-yard line. On the next play Martin found Cedric Wilson for a 26-yard TD pass to give the Vols the final 24-14 margin.

#### SCORING SUMMARY

Mississippi State	7	0	0	7	=	14
Tennessee	0	10	0	14	=	24

MS - Bean 70 interception return (Hazelwood kick), :05 (1st)  
 UT - Stephens 2 run (Hall kick), 9:32 (2nd)  
 UT - Hall 31 FG, 5:09 (2nd)  
 MS - Prentiss 83 punt return (Hazelwood kick), 8:43 (4th)  
 UT - Price 41 pass from Martin (Hall kick), 6:15 (4th)  
 UT - Wilson 26 pass from Martin (Hall kick), 5:47 (4th)

#### INDIVIDUAL LEADERS

**Rushing:** MS - Johnson (14-38); UT - Henry (26-120)  
**Passing:** MS - Madkin (10-22-2, 84 yards); UT - Martin (15-32-1, 208 yards, 2 TDs)  
**Receiving:** MS - Cooper (5-44); UT - Price (6-97), Copeland (5-76)  
**Tackles:** MS - Campbell (10-2=12); UT - Walker (4-1=5)

### 1997 SEC CHAMPIONSHIP GAME TENNESSEE 30, AUBURN 29



Tennessee defeated Auburn, 30-29, in a game that went down to the line.

Before a Georgia Dome Sporting Event record crowd of 74,896, the Vols came from a 20-7 second quarter deficit to defeat the Tigers on Peyton Manning's 73-yard TD pass to Marcus Nash early in the fourth quarter.

A defensive struggle ensued and the Vols were off to the FedEx Orange Bowl to play for the Bowl Alliance.

The Vols got on the scoreboard first on a 40-yard TD pass from Manning to Peerless Price. However, that was all the scoring Tennessee could muster until a Jeff Hall 27-yard field goal midway through the second quarter.

In the meantime, Auburn accounted for 20 unanswered points, led by a 24-yard fumble return by Brad Ware and a 51-yard TD pass from Dameyune Craig to Tyrone Goodson. AU's Jaret Holmes also hit two field goals.

The two teams traded touchdowns midway through the third quarter. Behind 27-17, UT scored on a 46-yard pass from Manning to Price. On the PAT attempt, Auburn's Quinton Reese returned the blocked kick for a two-point conversion to score.

That set up the heroics on Nash's 73-yard TD reception from Manning and Hall's PAT that won the game for Tennessee.

#### SCORING SUMMARY

Tennessee	7	3	13	7	=	30
Auburn	13	7	9	0	=	29

UT - Price 40 pass from Manning (Hall kick); 12:41 (1st)  
 AU - Holmes 30 FG; 10:25 (1st)  
 AU - Ware 24 fumble return (Holmes kick); 5:36 (1st)  
 AU - Holmes 48 FG; 1:27 (1st)  
 AU - Goodson 51 pass from Craig (Holmes kick); 14:12 (2nd)  
 UT - Hall 27 FG; 7:46 (2nd)  
 UT - Copeland 5 pass from Manning (Hall kick); 11:56 (3rd)  
 AU - Beasley 24 pass from Craig (Holmes kick); 6:14 (3rd)  
 UT - Price 46 pass from Manning (kick blocked); 1:06 (3rd)  
 AU - Reese PAT return; 1:06 (3rd)  
 UT - Nash 73 pass from Manning (Hall kick); 11:14 (4th)

#### INDIVIDUAL LEADERS

**Rushing:** UT - Lewis (31-127); AU - Williams (6-8)  
**Passing:** UT - Manning (25-43-2, 373 yards); AU - Craig (14-34-0, 262 yards)  
**Receiving:** UT - Nash (9-126), Price (8-161); AU - Poor (3-98), Beasley (3-56)  
**Tackles:** UT - Gaines (4-0=4); AU - Spikes (10-5=15)

### 1996 SEC CHAMPIONSHIP GAME FLORIDA 45, ALABAMA 30



Eastern Division champion Florida downed Western Division champion Alabama, 45-30.

The Gators, went on to the Nokia Sugar Bowl and claimed their first national championship.

Quarterback Danny Wuerffel threw for an SEC Championship Game record 401 yards and six touchdowns against a Crimson Tide defense that was ranked sixth in the nation in total defense coming into the contest.

Wuerffel's favorite target was wide receiver Reidel Anthony, who caught 11 aerials for 171 yards and three touchdowns - all three numbers were game records.

Alabama got on the scoreboard first on a 36-yard touchdown pass from Freddie Kitchens to Dennis Riddle. The Gators went on to score 24 straight points in building up a 24-14 halftime lead.

In the third quarter, the two teams traded touchdowns, including two long scoring plays. In the third quarter, Kitchens hit receiver Michael Vaughn with a 94-yard strike, the longest play from scrimmage in SEC Championship Game history. Within a minute, Wuerffel retaliated for the Gators, hitting Jacquez Green with a 85-yard touchdown pass.

#### SCORING SUMMARY

Alabama	7	7	14	2	=	30
Florida	6	18	14	7	=	45

UA - Riddle 36 pass from Kitchens (Brock kick); 8:52 (1st)  
 UF - Hilliard 46 pass from Wuerffel (kick blocked); 3:11 (1st)  
 UF - Anthony 21 pass from Wuerffel (Anthony pass from Wuerffel); 14:37 (2nd)  
 UF - Williams 45 pass from Wuerffel (Cooper kick); 11:35 (2nd)  
 UF - Cooper 35 FG; 7:39 (2nd)  
 UA - Vaughn 8 pass from Kitchens (Brock kick); 0:29 (2nd)  
 UA - Riddle 5 run (Brock kick); 9:12 (3rd)  
 UF - Anthony 13 pass from Wuerffel (Cooper kick); 5:14 (3rd)  
 UA - Vaughn 94 pass from Kitchens (Brock kick); 4:06 (3rd)  
 UF - Green 85 pass from Wuerffel (Cooper kick); 3:09 (3rd)  
 UF - Anthony 21 pass from Wuerffel (Cooper kick); 14:54 (4th)  
 UA - Team Safety; 4:32 (4th)

#### INDIVIDUAL LEADERS

**Rushing:** UA - Riddle (17-42); UF - Taylor (13-83)  
**Passing:** UA - Kitchens (19-45-1, 264 yards); UF - Wuerffel (20-35-2, 401 yards)  
**Receiving:** UA - Riddle (6-82); UF - Anthony (11-171)  
**Tackles:** UA - Sigler (4-3=7); UF - Bates (7-3=10)

### 1995 SEC CHAMPIONSHIP GAME FLORIDA 34, ARKANSAS 3



Florida defeated Western Division Champion Arkansas, 34-3.

The Gators, who went through the regular season undefeated, continued its dominance on this night. Florida out-gained the Razorbacks, 396-299, and committed no turnovers, while forcing Arkansas into four giveaways.

Arkansas got on the scoreboard first when Todd Latourette kicked a 36-yard field goal with 7:26 left in the first quarter. The Razorbacks were dealt some bad news on that drive, however. Sophomore running back Madre Hill, who finished third in the conference in rushing, was lost for the game with a knee injury.

The Gators took the ensuing kickoff and went 80 yards in seven plays, capped off when game MVP Danny Wuerffel connected with Chris Doering on a 22-yard touchdown pass. Florida would never look back.

The SEC's fourth title game attracted a television audience of over 25 million viewers. ABC's broadcast earned a 7.2 rating.

#### SCORING SUMMARY

Florida	14	3	14	3	=	34
Arkansas	3	0	0	0	=	3

AR - Latourette 36 FG; 7:26 (1st)  
 UF - Doering 22 from Wuerffel (Edmiston kick); 4:30 (1st)  
 UF - Wuerffel 1 run (Edmiston kick); 1:25 (1st)  
 UF - Edmiston 31 FG; 5:03 (2nd)  
 UF - Hilliard 29 pass from Wuerffel (Edmiston kick); 8:26 (3rd)  
 UF - Hanks 95 fumble return (Edmiston kick); 4:25 (3rd)  
 UF - Edmiston 20 FG; 12:48 (4th)



### INDIVIDUAL LEADERS

**Rushing:** UF - T. Jackson (11-62); AR - Johnson (20-71)  
**Passing:** UF - Wuerffel (20-28-0, 276 yards); AR - Lunney (17-27-2; 170 yards)  
**Receiving:** UF - Hilliard (7-125); AR - Meadors (7-74)  
**Tackles:** UF - Hanks (6-3=9), Barnard (5-4=9), Wright (8-1=9); AR - Delco (6-4=10)

## 1994 SEC CHAMPIONSHIP GAME FLORIDA 24, ALABAMA 23



Atlanta was the site of the 1994 SEC Football Championship, as a Georgia Dome record 74,751 watched Eastern Division Champion Florida capture its second straight conference crown with a 24-23 victory over Western Division Champion Alabama.

The Gators effectively moved the ball through the air, as Danny Wuerffel connected on 23 of 41 passes for 227 yards and a pair of touchdowns. But at the conclusion of the hard-fought contest, it was Florida defensive standout Ellis Johnson who distinguished himself as the game's most valuable player. The rugged senior recorded five tackles, one pass breakup and an SEC Championship record three tackles behind the line of scrimmage, including two quarterback sacks.

Trailing 17-10 at the half, Alabama regained the lead, 23-17, with two third-quarter field goals and an interception return for a touchdown with less than nine minutes to play. Florida responded with an 80-yard, 10-play drive which ended with a two-yard touchdown pass from Wuerffel to Chris Doering with just 5:29 remaining in the fourth quarter. The extra point by Judd Davis secured the winning margin, as the Gator defense forced an interception on the final Alabama drive.

The SEC's third title game attracted a television audience of more than 30 million viewers. ABC's broadcast earned a 10.5 rating, marking the network's most-watched college football game since the 1991 season.

### SCORING SUMMARY

Alabama	7	3	6	7	=	23
Florida	7	10	0	7	=	24

UA - Brown 70 pass from Barker (Proctor kick); 11:05 (1st)  
 UF - Anthony 26 pass from Wuerffel (Davis kick); 4:07 (1st)  
 UA - Proctor 22 FG; 14:45 (2nd)  
 UF - Davis 42 FG; 10:31 (2nd)  
 UF - Wuerffel 1 run (Davis kick); 1:15 (2nd)  
 UA - Proctor 47 FG; 7:35 (3rd)  
 UA - Proctor 48 FG; 2:14 (3rd)  
 UA - Rudd 23 interception return (Proctor kick); 8:56 (4th)  
 UF - Doering 2 pass from Wuerffel (Davis kick); 5:29 (4th)

### INDIVIDUAL LEADERS

**Rushing:** UA - Williams (29-99); UF - Taylor (14-40)  
**Passing:** UA - Barker (10-19-2, 181 yards); UF - Wuerffel (23-41-2, 227 yards)  
**Receiving:** UA - Brown (3-119), Lynch (3-28); UF - Anthony (8-105), Taylor (7-62)  
**Tackles:** UA - Townsend (6-1=7); UF - Freeman (5-3=8), Carter (7-1=8), Showers (3-5=8)

## 1993 SEC CHAMPIONSHIP GAME FLORIDA 28, ALABAMA 13



The SEC staged its second annual Championship Football Game on Dec. 4, 1993, with Eastern Division Champion Florida defeating Western Division winner Alabama, 28-13, in front of a crowd of 76,345 at Birmingham's Legion Field.

The Gators were led by quarterback Terry Dean, who passed for 256 yards and two touchdowns en route to Championship Game Most Valuable Player honors. After virtually three quarters of neck-and-neck football, and the Gators leading by one, 14-13, Florida was faced with a fourth-and-eight situation. Punter Shayne Edge kept the drive alive with a 20-yard spring, and on the next play, Dean hit wideout Jack Jackson with a 43-yard strike to give Florida an eight-point cushion. From there, the Florida defense held its ground and the Gators secured the victory.

The victory secured Florida as the host of the USF&G Sugar Bowl. On Jan. 1, 1994, the eight-ranked Gators defeated West Virginia, 41-7, in New Orleans to win their first Sugar Bowl title.

### SCORING SUMMARY

Florida	7	7	7	7	=	28
Alabama	7	3	3	0	=	13

UA - Lynch 1 run (Proctor kick); 10:13 (1st)  
 UF - Houston 13 pass from Dean (Davis kick); 1:02 (1st)  
 UA - Proctor 45 FG; 12:02 (2nd)  
 UF - Dean 2 run (Davis kick); 1:10 (2nd)  
 UA - Proctor 25 FG; 2:14 (3rd)  
 UF - J. Jackson 43 pass from Dean (Davis kick); 0:28 (3rd)  
 UF - Rhett 3 run (Davis kick); 11:59 (4th)

### INDIVIDUAL LEADERS

**Rushing:** UF - Rhett (22-88); UA - Palmer (16-93)  
**Passing:** UF - Dean (20-37-2, 256 yards); UA - Palmer (8-16-1, 90 yards), Burgdorf (9-12-0, 71 yards)  
**Receiving:** UF - W. Jackson (9-114); UA - Palmer (3-22), Anderson (3-18), Malone (3-37)  
**Tackles:** UF - Kennedy (10-1=11); UA - Gaston (10-1=11)

## 1992 SEC CHAMPIONSHIP GAME ALABAMA 28, FLORIDA 21



The Southeastern Conference etched its mark in the college football history books on Dec. 5, 1992. The league became the first in Division I-A to stage a championship game between its two division winners.

Western Division Champion Alabama and Eastern Division co-Champion Florida provided plenty of fireworks as the Crimson Tide posted a 28-21 victory before a capacity crowd of 83,091 at Legion Field in Birmingham.

The game, which was televised nationally by ABC Sports and earned a 9.8 rating, was not decided until the final minutes. With the Gators facing first-and-10 at their own 21, Alabama cornerback Antonio Langham returned an interception 27 yards for the game-winning score. The play, which came with just 3:16 remaining, earned Langham Most Valuable Player honors and thwarted the debut of a tie-breaking system in Division I-A football.

The victory secured Alabama the role of host at the USF&G Sugar Bowl. On Jan. 1, 1993, the second-ranked Crimson Tide handed No. 1 Miami a 34-13 defeat to capture the SEC's 12th national crown.

### SCORING SUMMARY

Alabama	7	7	7	7	=	28
Florida	7	0	7	7	=	21

UF - Rhett 5 pass from Matthews (Davis kick); 10:03 (1st)  
 UA - Lassic 3 run (Proctor kick); 5:07 (1st)  
 UA - Brown 30 pass from Barker (Proctor kick); 4:49 (2nd)  
 UA - Lassic 15 run (Proctor kick); 5:14 (3rd)  
 UF - W. Jackson 4 pass from Matthews (Davis kick); 1:21 (3rd)  
 UF - Rhett 1 run (Davis kick); 8:09 (4th)  
 UA - Langham 27 interception return (Proctor kick); 3:16 (4th)

### INDIVIDUAL LEADERS

**Rushing:** UF - Rhett (22-59); UA - Lassic (21-117)  
**Passing:** UF - Matthews (30-49-2, 287 yards); UA - Barker (10-18-0, 154 yards)  
**Receiving:** UF - Rhett (10-82), Jackson (9-100); UA - Palmer (5-101), Williams (2-16)  
**Tackles:** UF - White (7-3=10), Kennedy (6-4=10); UA - Brown (7-1=8), Langham (6-2=8), Oden (5-3=8)

# SEC FOOTBALL CHAMPIONSHIP GAME

## INDIVIDUAL SUPERLATIVES

### TOTAL OFFENSE

PLAYS	
54-Shane Matthews, Florida (49 pass, 5 rush).....	1992
53-Freddie Kitchens, Alabama (45 pass, 8 rush).....	1996
49-Danny Wuerffel, Florida (35 pass, 14 rush).....	1996

YARDS GAINED	
431-Jason Campbell, Auburn (374 pass, 57 rush).....	2004
408-Cam Newton, Auburn (335 pass, 73 rush).....	2010
390-Danny Wuerffel, Florida (401 pass, -11 rush).....	1996
375-Peyton Manning, Tennessee (373 pass, 2 rush).....	1997

YARDS PER PLAY (Min. 25 plays)	
9.70-Cam Newton, Auburn (42 for 408).....	2010
8.98-Jason Campbell, Auburn (48 for 431).....	2004
7.97-Peyton Manning, Tennessee (47 for 375).....	1997
7.96-Danny Wuerffel, Florida (49 for 390).....	1996

TOUCHDOWN RESPONSIBILITY	
6-Danny Wuerffel, Florida (all passing).....	1996
6-Cam Newton, Auburn (4 pass, 2 rush).....	2010
4-Peyton Manning, Tennessee (all passing).....	1997
4-Rex Grossman, Florida (all passing).....	2000
4-Tre Mason, Auburn (all rushing).....	2013
4-James Franklin, Missouri (3 pass, 1 rush).....	2013

### RUSHING

MOST RUSHES	
46-Tre Mason, Auburn (304 yards).....	2013
31-Jamal Lewis, Tennessee (127 yards).....	1997
30-Shaun Alexander, Alabama (97 yards).....	1999

YARDS GAINED	
304-Tre Mason, Auburn (46 rushes).....	2013
201-Justin Vincent, LSU (18 rushes).....	2003
182-Gerald Riggs, Tennessee (11 rushes).....	2004
181-Eddie Lacy, Alabama (20 rushes).....	2012

YARDS PER RUSH (Min. 10 rushes)	
16.54-Gerald Riggs, Tennessee (11 for 182).....	2004
11.17-Justin Vincent, LSU (18 for 201).....	2003
9.1-Eddie Lacy, Alabama (20 for 181).....	2012

LONGEST RUSH	
87-Justin Vincent, LSU.....	2003
80-Gerald Riggs, Tennessee.....	2004
77-Freddie Milons, Alabama.....	1999

ALL-PURPOSE YARDS	
312-Tre Mason, Auburn (304 rush, 8 rec.).....	2013
227-Darvin Adams, Auburn (217 rec, 10 PR).....	2010
222-Kevin Prentiss, Mississippi State (27 rec., 152 PR, 54 KOR).....	1998
205-Gerald Riggs, Tennessee (182 rush, 23 KOR).....	2004
201-Justin Vincent, LSU (201 rush).....	2003

### PASSING

ATTEMPTS	
49-Shane Matthews, Florida (30 comp., 287 yards).....	1992
45-Freddie Kitchens, Alabama (19 comp., 264 yards).....	1996
43-Peyton Manning, Tennessee (25 comp., 373 yards).....	1997
43-Casey Clausen, Tennessee (27 comp., 332 yards).....	2001

COMPLETIONS	
30-Shane Matthews, Florida (49 atts., 287 yards).....	1992
27-Casey Clausen, Tennessee (43 atts., 332 yards).....	2001
27-Jason Campbell, Auburn (35 atts., 374 yards).....	2004

CONSECUTIVE COMPLETIONS	
9-Shane Matthews, Florida (1st quarter).....	1992
9-Danny Wuerffel, Florida (1st quarter).....	1995
7-Jason Campbell, Auburn (1st quarter).....	2004
7-Danny Wuerffel, Florida (1st-2nd quarters).....	1994
7-Shane Matthews, Florida (3rd quarter).....	1992

COMPLETION PERCENTAGE (Min. 10 comp.)	
77.1-Jason Campbell, Auburn (27 of 35).....	2004
71.4-Danny Wuerffel, Florida (20 of 28).....	1995
66.7-Ryan Perrilloux, LSU (20 of 30).....	2007
66.7-Greg McElroy, Alabama (12 of 18).....	2009

YARDS GAINED	
401-Danny Wuerffel, Florida (20 of 35).....	1996
374-Jason Campbell, Auburn (27 of 35).....	2004
373-Peyton Manning, Tennessee (25 of 43).....	1997

TOUCHDOWN PASSES	
6-Danny Wuerffel, Florida.....	1996
4-Peyton Manning, Tennessee.....	1997
4-Rex Grossman, Florida.....	2000
4-Cam Newton, Auburn.....	2010

### INTERCEPTIONS

3-Jesse Palmer, Florida.....	1999
3-David Greene, Georgia.....	2003
2-by ten individuals 11 times	

### LONGEST PASS FROM SCRIMMAGE

94-Freddie Kitchens to Michael Vaughn, Alabama.....	1996
85-Danny Wuerffel to Jacquez Green, Florida.....	1996
73-Peyton Manning to Marcus Nash, Tennessee.....	1997

### RECEIVING

#### CATCHES

11-Reidel Anthony, Florida (171 yards).....	1996
10-Erriett Rhett, Florida (82 yards).....	1992
9-Kelley Washington, Tennessee (140 yards).....	2001
9-Marcus Nash, Tennessee (126 yards).....	1997
9-Willie Jackson, Florida (114 yards).....	1993
9-Jack Jackson, Florida (100 yards).....	1992
8-Aaron Hernandez (85 yards).....	2009

#### YARDS GAINED

217-Darvin Adams, Auburn (7 catches).....	2010
171-Reidel Anthony, Florida (11 catches).....	1996
161-Peerless Price, Tennessee (8 catches).....	1997
144-Dorial Green-Beckham, Missouri (6 catches).....	2013
142-Tavarres King, Georgia (5 catches).....	2012
142-Michael Vaughn, Alabama (5 catches).....	1996

#### YARDS PER CATCH (Min. 3)

39.7-Curtis Brown, Alabama (3 catches, 119 yards).....	1994
35.3-Jacquez Green, Florida (3 catches, 106 yards).....	1996
32.6-Hicks Poor, Auburn (3 catches, 98 yards).....	1997

#### TOUCHDOWN CATCHES

3-Reidel Anthony, Florida.....	1996
2-by seven individuals seven times (Latest: Dorial Green-Beckham, Missouri vs. Auburn).....	2013

### SCORING

#### MOST POINTS

24-Tre Mason (4 TDs).....	2013
18-Reidel Anthony, Florida (3 TDs).....	1996
18-Mark Ingram, Alabama (3 TDs).....	2009
18-Kenny Hilliard, LSU (3 TDs).....	2011
12-by 15 individuals 15 times (2 TDs)	

#### MOST TOUCHDOWNS

4-Tre Mason, Auburn.....	2013
3-Reidel Anthony, Florida.....	1996
3-Mark Ingram, Alabama.....	2009
3-Kenny Hilliard, LSU.....	2011
2-by 15 individuals 15 times	

#### FIELD GOAL ATTEMPTS

5-Ryan Pflugner, Alabama (3 made).....	1999
4-John Corbello, LSU (3 made).....	2001
3-3 by five individuals six times (Latest: Colt David, LSU vs. Tennessee, 2007)	

#### FIELD GOALS MADE

3-Ryan Pflugner, Alabama (5 atts.).....	1999
3-Michael Proctor, Alabama (3 atts.).....	1994
3-John Corbello, LSU (4 atts.).....	2001
3-Billy Bennett, Georgia (3 atts.).....	2002

#### LONG FIELD GOALS

52-Cody Parkey, Auburn.....	2013
51-Alex Walls, Tennessee.....	2001
51-Billy Bennett, Georgia.....	2003
51-Brandou Coutu, Georgia.....	2005

#### PAT KICKS ATTEMPTED

8-Cody Parkey, Auburn (8 made).....	2013
8-Wes Byrum, Auburn (8 made).....	2010
5-Collins Cooper, Florida (4 made).....	1996
5-John Vaughn, Auburn (5 made).....	2004
5-C. Hetland, Florida (5 made).....	2006

#### PAT KICKS MADE

8-Cody Parkey, Auburn (8 attempts).....	2013
8-Wes Byrum, Auburn (8 attempts).....	2010
5-John Vaughn, Auburn (5 attempts).....	2004
5-Chris Hetland, Florida (5 attempts).....	2006

#### TOTAL POINTS SCORED BY KICKING

12-Billy Bennett, Georgia (3 FGs, 3 PATs).....	2002
11-Michael Proctor, Alabama (3 FGs, 2 PATs).....	1994
11-John Corbello, LSU (3 FGs, 2 PATs).....	2001

### PUNTING

#### MOST PUNTS

10-Jaret Holmes, Auburn (438 yards).....	1997
--	------



10-Bryne Diehl, Alabama (326 yards).....	1992
9-David Leaverton, Tennessee (323 yards).....	1998

**YARDS PUNTED**

438-Jaret Holmes, Auburn (10 punts) .....	1997
413-Drew Butler, Georgia (8 punts) .....	2011
403-Brad Wing, LSU (8 punts) .....	

**PUNTING AVERAGE (Min. 3 punts)**

51.6-Drew Butler, Georgia (8 punts, 413 yards) .....	2011
50.4-Brad Wing, LSU (8 punts, 403 yards) .....	2011
50.0-Spencer Lanning, South Carolina (3 punts).....	2010
48.8-Chas Henry, Florida (4 punts, 195 yards).....	2009
47.7-Chas Henry, Florida (3 punts) .....	2008

**LONGEST PUNT**

67-Brad Wing, LSU .....	2011
65-Alan Rhine, Florida .....	2000
62-Drew Butler, Georgia.....	2011

**PUNT RETURNS**

**MOST RETURNS**

7-Terry Fair, Tennessee (157 yards).....	1997
6-Kevin Prentiss, Mississippi State (152 yards).....	1998
5-Sarola Palmer, Florida (95 yards).....	1993
5-Damien Gary, Georgia (19 yards).....	2002

**YARDS RETURNED**

157-Terry Fair, Tennessee (7 returns) .....	1997
152-Kevin Prentiss, Mississippi State (6 returns).....	1998
119-Tyrann Mathieu, LSU (4 returns).....	2011

**GAIN PER RETURN**

29.8-Tyrann Mathieu, LSU (4 ret., 119 yards).....	2011
25.3-Kevin Prentiss, Mississippi State (6 ret., 152 yards).....	1998
22.4-Terry Fair, Tennessee (7 ret., 157 yards).....	1997

**LONG PUNT RETURNS**

83-Kevin Prentiss, Mississippi State .....	1998
62-Tyrann Mathieu, LSU .....	2011
45-Terry Fair, Tennessee.....	1997
44-Terry Fair, Tennessee.....	1997

**KICKOFF RETURNS**

**MOST RETURNS**

5-Bryce Sherman, South Carolina (95 yards).....	2010
5-Brandon James, Florida (121 yards).....	2008
5-Bo Carroll, Florida (108 yards).....	1999
5-Harrison Houston, Florida (71 yards).....	1992
4-6 times: Latest (Cyrus Jones, Alabama, 89 yards).....	2012

**YARDS RETURNED**

121-Brandon James, Florida (5 returns).....	2008
108-Bo Carroll, Florida (5 returns).....	1999
99-Lennon Creer, Tennessee (4 returns).....	2007

95-Bryce Sherman, South Carolina (5 returns).....	2010
89-Cyrus Jones, Alabama (4 returns) .....	2012
89-Markeith Cooper, Auburn (4 returns).....	1997

**GAIN PER RETURN (Min. 2)**

27.5-Peerless Price, Tennessee (2 ret., 55 yards).....	1998
27.0-Kevin Prentiss, Mississippi State (2 ret., 54 yards).....	1998
26.3-Javier Arenas, Alabama (3 ret., 79 yards).....	2009
26.0-Brandon James, Florida (3 ret., 78 yards).....	2009
25.0-David Palmer, Alabama (2 ret., 50 yards).....	1993

**LONG KICKOFF RETURNS**

50-Lennon Creer, Tennessee .....	2007
46-Markeith Cooper, Auburn .....	1997
41-Javier Arenas, Alabama .....	2008
38-Brandon James, Florida .....	2008
37-Bo Carroll, Florida .....	1999

**INTERCEPTIONS**

**MOST INTERCEPTIONS**

2-Marcus Spencer, Alabama (53 yards).....	1999
2-Tommy Johnson, Alabama (18 yards) .....	1993
2-Michael Gilmore, Florida (0 yards).....	1993
2-Lito Sheppard, Florida (31 yards).....	2000

**YARDS RETURNED**

77-Jayson Bray, Auburn (1 ret.).....	1997
70-Robert Bean, Mississippi State (1 ret.).....	1998
53-Marcus Spencer, Alabama (2 ret.).....	1999

**INTERCEPTION TOUCHDOWNS**

1-T'Sharvan Bell, Auburn (10 yards).....	2010
1-Jonathan Zenon, LSU (18 yards).....	2007
1-A. Robinson, Arkansas (40 yards) .....	2006
1-Robert Bean, Mississippi State (70 yards).....	1998
1-Reggie Grimes, Alabama (38 yards).....	1999
1-Antonio Langham, Alabama (27 yards) .....	1992
1-Dwayne Rudd, Alabama (23 yards) .....	1994

**LONGEST INTERCEPTION RETURNS**

77-Jayson Bray, Auburn.....	1997
70-Robert Bean, Mississippi State (TD).....	1998
42-Deshea Townsend, Alabama .....	1994

**LONGEST FUMBLE RECOVERY RETURN**

95-Ben Hanks, Florida (TD).....	1995
24-Brad Ware, Auburn (TD).....	1997

**TACKLES**

**MOST TACKLES**

18-Omar Gaither, Tennessee .....	2004
15-Jerod Mayo, Tennessee.....	2007
15-Takeo Spikes, Auburn.....	1997

# SEC FOOTBALL CHAMPIONSHIP GAME TEAM RECORDS

**MOST RUSHES**

74-Auburn vs. Missouri (545 yards).....	2013
53-Alabama vs. Florida (251 yards).....	2009
51-Alabama vs. Georgia (350 yards).....	2012
49-Alabama vs. Florida (300 yards).....	1999
49-Auburn vs. Tennessee (185 yards).....	2004

**YARDS GAINED**

545-Auburn vs. Missouri (74 rushes).....	2013
350-Alabama vs. Georgia (51 atts.).....	2012
300-Alabama vs. Florida (49 atts.).....	1999
293-LSU vs. Georgia (46 atts.).....	2003
251-Alabama vs. Florida (53 atts.).....	2009

**RUSHING TOUCHDOWNS**

7-Auburn vs. Missouri.....	2013
3-Alabama vs. Georgia.....	2012
3-Auburn vs. South Carolina.....	2010
3-LSU vs. Tennessee.....	2001
3-Tennessee vs. Auburn.....	2004
3-Alabama vs. Florida.....	2009
3-LSU vs. Georgia.....	2011

**PASSING ATTEMPTS**

51-Georgia vs. LSU (20 comp., 218 yards) .....	2011
49-Florida vs. Alabama (30 comp., 287 yards).....	1992
46-Alabama vs. Florida (20 comp., 269 yards).....	1996
43-Florida vs. Alabama (25 comp., 272 yards).....	1994
43-Tennessee vs. Auburn (25 comp., 373 yards).....	1997
43-Auburn vs. Florida (23 comp., 208 yards).....	2000
43-Tennessee vs. LSU (27 comp., 332 yards).....	2001

**COMPLETIONS**

30-Florida vs. Alabama (49 atts., 287 yards).....	1992
---	------

27-Tennessee vs. LSU (43 atts., 332 yards).....	2001
27-Auburn vs. Tennessee (36 atts., 374 yards).....	2004
25-Florida vs. Alabama (43 atts., 272 yards).....	1994
25-Tennessee vs. Auburn (43 atts., 373 yards).....	1996

**COMPLETION PERCENTAGE**

81.8-Auburn vs. Missouri (9 of 11).....	2013
75.0-Auburn vs. Tennessee (27 of 36).....	2004
72.4-Florida vs. Arkansas (21 of 29).....	1995
66.7-Alabama vs. Florida (12 of 18).....	2009
65.4-Florida vs. Auburn (17 of 26).....	2000
63.6-Florida vs. Alabama (14 of 22).....	2008
63.6-LSU vs. Tennessee (21 of 33).....	2007
63.6-LSU vs. Georgia (14 of 22).....	2003

**PASSING YARDS**

401-Florida vs. Alabama (20 of 35).....	1996
374-Auburn vs. Tennessee (27 of 36).....	2004
373-Tennessee vs. Auburn (25 of 43).....	1997
351-Auburn vs. South Carolina (18 of 29) .....	2010
332-Tennessee vs. LSU (27 of 43).....	2001

**PASSING TOUCHDOWNS**

6-Florida vs. Alabama.....	1996
4-Tennessee vs. Auburn .....	1997
4-Florida vs. Auburn.....	2000
4-Auburn vs. South Carolina.....	2010
3-Florida vs. Alabama.....	2008
3-Alabama vs. Florida.....	1996
3-Auburn vs. Tennessee.....	2004
3-Missouri vs. Auburn.....	2013

**TOTAL OFFENSIVE PLAYS**

85-Auburn vs. Missouri (677 yards).....	2013
---	------

85-Auburn vs. Tennessee (559 yards).....	2004
85-Georgia vs. LSU (296 yards).....	2011
81-Tennessee vs. Mississippi State (359 yards).....	1998
80-LSU vs. Tennessee (464 yards).....	2007
79-Florida vs. Alabama (317 yards).....	1992
79-Tennessee vs. Auburn (502 yards).....	1996

**TOTAL OFFENSIVE YARDS**

677-Auburn vs. Missouri (85 atts.).....	2013
589-Auburn vs. South Carolina (71 atts.).....	2010
559-Auburn vs. Tennessee (85 atts.).....	2004
534-Missouri vs. Auburn (71 atts.).....	2013
512-Alabama vs. Georgia (72 atts.).....	2012

**TOTAL YARDS PER PLAY**

8.30-Auburn vs. South Carolina (71 for 589).....	2010
7.96-Auburn vs. Missouri (85 for 677).....	2013
7.52-Missouri vs. Auburn (71 for 534).....	2013
7.11-Alabama vs. Georgia (72 for 512).....	2012
7.03-Florida vs. Auburn (61 for 429).....	2000

**TOTAL FIRST DOWNS**

31-Auburn vs. Tennessee.....	2004
30-Auburn vs. Missouri.....	2013
28-Auburn vs. South Carolina.....	2010
26-Alabama vs. Georgia.....	2012
26-Alabama vs. Florida.....	2009

**FIRST DOWNS RUSHING**

26-Auburn vs. Missouri.....	2013
18-Alabama vs. Georgia.....	2012
15-Alabama vs. Florida.....	1999
14-Alabama vs. Florida.....	2009
14-Auburn vs. South Carolina.....	2010

**FIRST DOWNS PASSING**

16-Florida vs. Alabama.....	1992
14-Tennessee vs. Auburn.....	1997
14-Florida vs. Alabama.....	1993
14-Florida vs. Alabama.....	1996
14-Auburn vs. Tennessee.....	2004

**MOST PUNTS**

10-Mississippi State vs. Tennessee (397 yards).....	1998
10-Alabama vs. Florida (322 yards).....	1992
10-Auburn vs. Tennessee (438 yards).....	1997
9-Tennessee vs. Mississippi State (323 yards).....	1998

**YARDS PUNTING**

438-Auburn vs. Tennessee (10 punts).....	1997
413-Georgia vs. LSU (8 punts).....	2011
403-LSU vs. Georgia (8 punts).....	2011
397-Mississippi State vs. Tennessee (10 punts).....	1998

**PUNTING AVERAGE**

51.6-Georgia vs. LSU (8 for 413).....	2011
50.4-LSU vs. Georgia (8 for 403).....	2011
50.0-South Carolina vs. Auburn (3 for 150).....	2010
48.8-Florida vs. Alabama (4 for 195).....	2009
47.7-Florida vs. Alabama (3 for 143).....	2008

**PUNT RETURN YARDS**

171-Tennessee vs. Auburn (8 atts.).....	1997
152-Mississippi State vs. Tennessee (6 atts.).....	1998
127-LSU vs. Georgia (6 atts.).....	2011
95-Florida vs. Alabama (5 atts.).....	1993
45-Alabama vs. Florida (2 atts.).....	1994

**PUNT RETURN AVERAGE**

25.3-Mississippi State vs. Tennessee (6 for 152).....	1998
24.8-Tennessee vs. LSU (4 for 99).....	2007
22.5-Alabama vs. Florida (2 for 45).....	1994
21.4-Tennessee vs. Auburn (8 for 171).....	1997
21.2-LSU vs. Georgia (6 for 127).....	2011

**KICKOFF RETURN YARDS**

161-Florida vs. Alabama (6 atts.).....	2009
139-South Carolina vs. Auburn (7 atts.).....	2010
121-Florida vs. Alabama (5 atts.).....	2008
116-Florida vs. Alabama (7 atts.).....	1999
99-Tennessee vs. LSU (4 atts.).....	2007
99-Tennessee vs. LSU (6 atts.).....	2001
98-Arkansas vs. Georgia (5 atts.).....	2002
94-Alabama vs. Florida (4 atts.).....	1993
92-Mississippi State vs. Tennessee (4 atts.).....	1998

**KICKOFF RETURN AVERAGE**

26.8-Florida vs. Alabama (6 for 161).....	2009
26.3-Alabama vs. Florida (3 for 79).....	2009
25.0-Tennessee vs. Mississippi State (3 for 75).....	1998
24.2-Florida vs. Alabama (5 for 121).....	2008
23.8-Alabama vs. Florida (4 for 95).....	2008
23.5-Alabama vs. Florida (4 for 94).....	1993
23.0-Mississippi State vs. Tennessee (4 for 92).....	1998

**MOST POINTS SCORED**

59-Auburn vs. Missouri.....	2013
56-Auburn vs. South Carolina.....	2010
45-Florida vs. Alabama.....	1996
42-LSU vs. Georgia.....	2011
42-Missouri vs. Auburn.....	2013

**MOST TOUCHDOWNS**

8-Auburn vs. Missouri.....	2013
8-Auburn vs. South Carolina.....	2010
6-Florida vs. Alabama.....	1996
6-LSU vs. Georgia.....	2011
5-Auburn vs. Tennessee.....	2004
5-Florida vs. Arkansas.....	2006

**MOST FIELD GOALS**

3-Alabama vs. Florida.....	1994
3-Alabama vs. Florida.....	1999
3-LSU vs. Tennessee.....	2001
3-Georgia vs. Arkansas.....	2002

**FEWEST POINTS ALLOWED**

3-by Florida vs. Arkansas.....	1995
3-by Georgia vs. Arkansas.....	2002
6-by Florida vs. Auburn.....	2000
7-by Alabama vs. Florida.....	1999
13-by Florida vs. Alabama.....	1993
13-by LSU vs. Georgia.....	2003
13-by Alabama vs. Florida.....	2009

**FEWEST RUSHING YARDS ALLOWED**

15-by Tennessee vs. Auburn.....	1997
27-by Florida vs. Alabama.....	1996
30-by Alabama vs. Florida.....	1992
31-by Alabama vs. Florida.....	1999
44-by Alabama vs. Florida.....	1994

**FEWEST PASSING YARDS ALLOWED**

30-by Georgia vs. LSU.....	2011
69-by Auburn vs. Tennessee.....	2004
74-by Georgia vs. Arkansas.....	2002
83-by Alabama vs. Florida.....	1999
84-by Tennessee vs. Mississippi State.....	1998

**FEWEST TOTAL YARDS ALLOWED**

114-by Alabama vs. Florida.....	1999
139-by Georgia vs. Arkansas.....	2002
149-by Tennessee vs. Mississippi State.....	1998
230-by Georgia vs. LSU.....	2005
237-by Georgia vs. LSU.....	2011
247-by Tennessee vs. Auburn.....	1997

**MOST INTERCEPTIONS**

4-Florida vs. Alabama.....	1999
3-LSU vs. Georgia.....	2003
3-Arkansas vs. Florida.....	2006
2-by 13 teams.....	

**MOST TURNOVERS GAINED**

6-by Auburn vs. Tennessee.....	1997
4-by Florida vs. Arkansas.....	1995
4-by Alabama vs. Florida.....	1999
4-by Florida vs. Auburn.....	2000
3-by five teams [Latest: Florida vs. Arkansas, 2006].....	

**MOST PENALTIES**

14-Florida vs. Alabama.....	1996
13-Florida vs. Alabama.....	1993
12-Auburn vs. Tennessee.....	1997
12-Alabama vs. Florida.....	1999
12-Georgia vs. Arkansas.....	2002
12-Tennessee vs. Auburn.....	2004

**MOST PENALTY YARDS**

115-Georgia vs. Arkansas.....	2002
100-Mississippi State vs. Tennessee.....	1998
99-Alabama vs. Florida.....	1999
95-Florida vs. Alabama.....	1993
95-Florida vs. Alabama.....	1996
95-Arkansas vs. Georgia.....	2002
95-Tennessee vs. Auburn.....	2004

**FEWEST PENALTIES**

0-Tennessee vs. LSU (0 yards).....	2007
1-Alabama vs. Florida (5 yards).....	2009
2-Alabama vs. Georgia (15 yards).....	2012
2-Alabama vs. Florida (31 yards).....	2008
2-Florida vs. Alabama (10 yards).....	1994
2-Georgia vs. Arkansas (15 yards).....	2007

**MOST TIME OF POSSESSION**

40:11-Alabama vs. Florida.....	1999
39:37-Alabama vs. Florida.....	2009
39:31-Auburn vs. Tennessee.....	2004
37:35-Alabama vs. Georgia.....	2012
36:36-Georgia vs. LSU.....	2011

**MOST COMBINED POINTS**

101-Auburn vs. Missouri.....	2013
75-Florida vs. Alabama.....	1996
73-Auburn vs. South Carolina.....	2010

**MARGIN OF VICTORY**

39-Auburn vs. South Carolina.....	2010
32-LSU vs. Georgia.....	2011
31-Florida vs. Arkansas.....	1995



# SEC BOWL SUCCESS

## SEC IN THE BCS BOWL ERA

- The SEC has won seven of the last eight national championships, nine of the 16 BCS National Championships, two runner-up finishes and 23 overall national titles (AP, BCS, FWA, coaches poll). The SEC appeared in 10 of the 16 BCS Championship Games, winning nine.
- Four different SEC schools have won the BCS National Championship since 2006 (Auburn, 2010; Alabama, 2009, 2011, 2012; Florida, 2006 and 2008; LSU, 2007). Tennessee (1998) and LSU (2004) have also won the BCS crown. Auburn also appeared in the 2013 BCS Championship Game. A team from the SEC Western Division has advanced to five consecutive national championship games. The Big 12 (Texas and Oklahoma) and the ACC (Miami and Florida State) have each had two schools win titles since 1998.
- Since 2006, more than half of the slots in the BCS National Championship Game have been taken by SEC teams ((10 of 18). The Big Ten and the Big 12 have two each, while the ACC and Pac-10 each have one.

## NATIONAL CHAMPIONS SINCE 1992

Since the first SEC expansion in 1992, the SEC has the most national championships (AP, USA Today) with 11. During that time, the SEC has had more teams with national titles than any other conference (5). Here is a breakdown:

**SEC** . . . . . Florida (2008, 2006, 1996), LSU (2003, 2007), Tennessee (1998), Alabama (1992, 2009, 2011, 2012), Auburn (2010)

**Big 12** . . . Texas (2005), Oklahoma (2000), Nebraska (1994, 1995, 1997)

**Big Ten** . . Ohio State (2002), Michigan (1997)

**Pac-10** . . . Southern California (2003, 2004)

**ACC** . . . . . Florida State (1993, 1999, 2013)

**Big East** . . Miami, Fla. (2001)

The SEC was the first conference to claim four consecutive Associated Press (first poll - 1936), National Football Foundation and College Hall of Fame (first poll - 1959), Football Writers Association of America (first poll - 1954) and USA Today or UPI Coaches Poll (first poll - 1950) national championships.

An SEC team has led or tied for the lead at the end of 27 of the last 32 quarters of BCS National Championship Game play.

## SEC IN BOWL GAMES

- Since 2006, the SEC has accrued more bowl wins (49) and appearances (83) than any other conference. The conference's .671 bowl winning percentage is first among FBS leagues during that time.

SEC	49-24	.671
American	28-15	.651
Mountain West	24-16	.600
Sun Belt	11-8	.579
Pac-12	26-19	.578
Big 12	32-30	.516
Conference USA	22-23	.489
Independents	8-9	.471
ACC	28-39	.418
Big Ten	21-40	.344
MAC	10-28	.263

- In the 2013-14 bowl season, the SEC had the most wins (7) and had the second highest win percentage (7-3, .700), first among conferences that had three-or-more teams in bowl games. The seven victories tied the SEC's own record for most bowl wins in history by a single conference.
- In January bowl games, the SEC is 31-15 (.674) against non-conference competition. Since 2008, the league is 25-11 (.694) against non-conference foes in January bowl games.

## SEC TOPS ALL CONFERENCES IN BCS WINS

The SEC finished 9-2 in BCS National Championship Games (LSU 2-1, Florida 2-0, Alabama 3-0, Tennessee 1-0, Auburn 1-1), 8-1 vs. non-SEC competition. The SEC had the most wins (17) and the highest winning percentage of any conference that has three-or-more appearances in BCS bowl games. The SEC was 17-10 in BCS games (.630 percentage), 16-9 (.640) in non-conference. Since 2006, the SEC has posted a 10-6 record in BCS bowl games, more wins than any other conference.

During the recent seven-year winning streak, the SEC's average margin of victory in BCS National Championship Games is 17 points, which includes a three point victory over Oregon in 2011, the only game during the streak decided by single digits.

## SEC BOWL REVENUE DISTRIBUTION

- (A) For bowl games providing receipts which result in a balance of less than \$1,500,000, the participating institution shall retain \$1,000,000, plus a travel allowance as determined by the SEC Executive Committee. The remainder shall be remitted to the Commissioner and shall be divided into 15 equal shares with one share to the Conference and one share to each member institution.
- (B) For bowl games providing receipts which result in a balance between \$1,500,000 and \$3,999,999, the participating institution shall retain \$1,275,000, plus a travel allowance as determined by the SEC Executive Committee. The remainder shall be remitted to the Commissioner and shall be divided into 15 equal shares, with one share to the Conference and one share to each member institution.
- (C) For bowl games providing receipts which result in a balance between \$4,000,000 and \$5,999,999, the participating institution shall retain \$1,475,000, plus a travel allowance as determined by the SEC Executive Committee. The remainder shall be remitted to the Commissioner and shall be divided into 15 equal shares, with one share to the Conference and one share to each member institution.
- (D) For bowl games providing receipts which result in a balance of \$6,000,000 or more, the participating institution shall receive \$2,000,000 (\$2,000,000 if the SEC team is a participant in the College Football Playoff semi-finals game; an additional \$2,100,000 if the SEC team is also a participant in the College Football Playoff championship game, which determines the National Championship), plus a travel allowance as determined by the SEC Executive Committee. Institutions participating in a College Football Playoff game may also request additional travel expenses, which may be granted to such institution at the Commissioner's discretion. The remainder shall be remitted to the Commissioner and shall be divided into 15 equal shares, with one share to the Conference and one share to each member institution.
- (E) Bowl Revenue Protection Insurance shall be deducted prior to Conference distribution. For bowl games with a contractually guaranteed ticket purchase number of 9,000 or more, the cost of unused tickets above 9,000 shall be deducted prior to Conference distribution, and the institution is financially responsible for 9,000 contractually guaranteed tickets. For bowl games with a contractually guaranteed ticket purchase number of less than 9,000, the institution is financially responsible for all contractually guaranteed tickets.

# 2014 SEC BOWL AGREEMENTS

The Southeastern Conference has agreements with nine postseason bowls and a new process for the assignment of SEC member schools to bowl games, beginning with the 2014 season and extending for six years.

The new SEC bowl process coincides with the beginning of the new College Football Playoff that follows the 2014 college football season. The SEC will also participate in the Allstate Sugar Bowl and the Orange Bowl (in selected years).




Under the new SEC bowl system, the Capital One Bowl in Orlando (vs. Big Ten/ACC), a longtime SEC bowl, will have the first selection of available SEC teams after any conference schools have qualified for the College Football Playoff, the Allstate Sugar Bowl or the Orange Bowl.

Following the Capital One Bowl, there will be a pool of six bowls comprised of renewals with the Outback Bowl in Tampa (vs. Big Ten),

Franklin American Mortgage Music City Bowl in Nashville (vs. ACC/Big Ten), TaxSlayer Bowl in Jacksonville (vs. ACC/Big Ten) and AutoZone Liberty Bowl in Memphis (vs. Big 12), as well as new agreements with the Advocate V100 Texas Bowl in Houston (vs. Big 12) and Belk Bowl in Charlotte (vs. ACC).

In consultation with SEC member institutions, as well as these six bowls, the conference will make the assignments for the bowl games in this newly created pool system.

The SEC has also renewed its relationship with both the Birmingham Bowl (vs. American) and the Independence Bowl in Shreveport (vs. ACC). The Birmingham Bowl will have the first selection of available teams following the pool of six bowls. The Duck Commander Independence Bowl will have the next selection of available teams following the Birmingham Bowl.

	<b>ALLSTATE SUGAR BOWL</b> Jan. 1 • 8:30 p.m. ET • ESPN New Orleans, La. • Superdome (72,968) Teams: SEC vs. Big 12 (Sugar Bowl will be National Semifinal in 2015)		<b>AUTOZONE LIBERTY BOWL</b> Dec. 29 • 2 p.m. ET • ESPN Memphis, Tenn. • Liberty Bowl Stadium (62,338) Teams: SEC vs. Big 12
	<b>ORANGE BOWL</b> Dec. 31 • TBA • ESPN Miami, Fla. • Sun Life Stadium (75,000) Teams: ACC vs. SEC/Big Ten/Notre Dame		<b>ADVOCARE V100 TEXAS BOWL</b> Dec. 29 • 9 p.m. ET • ESPN Houston, Texas • NRG Stadium (71,054) Teams: SEC vs. Big 12
	<b>CAPITAL ONE BOWL</b> Jan. 1 • 1 p.m. ET • ABC Orlando, Fla. • Citrus Bowl (70,000) Teams: SEC vs. Big Ten/ACC		<b>BELK BOWL</b> Dec. 30 • 6:45 p.m. ET • ESPN Charlotte, N.C. • Bank of America Stadium (73,778) Teams: SEC vs. ACC
	<b>OUTBACK BOWL</b> Jan. 1 • 12:30 p.m. ET • ESPN2 Tampa, Fla. • Raymond James Stadium (65,657) Teams: SEC vs. Big Ten		<b>BIRMINGHAM BOWL</b> Jan. 3 • 1 p.m. ET • ESPN or ESPN2 Birmingham, Ala. • Legion Field (71,594) Teams: SEC vs. American
	<b>FRANKLIN AMERICAN MORTGAGE MUSIC CITY BOWL</b> Dec. 30 • 3 p.m. ET • ESPN Nashville, Tenn. • LP Field (68,000) Teams: SEC vs. ACC/Big Ten		<b>DUCK COMMANDER INDEPENDENCE BOWL</b> TBA • TBA • ESPN Shreveport, La. • Independence Stadium (53,000) Teams: SEC vs. ACC
	<b>TAXSLAYER BOWL</b> Jan. 2 • 3:20 p.m. ET • ESPN Jacksonville, Fla. • Jacksonville Municipal Stadium (73,000) Teams: SEC vs. Big Ten/ACC		

## COLLEGE FOOTBALL PLAYOFF SCHEDULE

	Sugar	Rose	Orange	Cotton	Peach	Fiesta	Championship
<b>2014-15</b>	Semi-Final (Jan. 1)	Semi-Final (Jan. 1)	Orange (Dec. 31)	Cotton (Jan. 1)	Peach (Dec. 31)	Fiesta (Dec. 31)	North Texas (Jan. 12)
<b>2015-16</b>	Sugar (Jan. 1)	Rose (Jan. 1)	Semi-Final (Dec. 31)	Semi-Final (Dec. 31)	Peach (Dec. 31)	Fiesta (Jan. 1)	Arizona (Jan. 11)
<b>2016-17</b>	Sugar (Jan. 2)	Rose (Jan. 2)	Orange (Dec. 31)	Cotton (Jan. 2)	Semi-Final (Dec. 31)	Semi-Final (Dec. 31)	Tampa Bay (Jan. 9)





**T**his season, college football enters a new four-team playoff era. The format is simple: the best four teams, two semifinals played in bowl games and a championship game played in a different city each year. It's the biggest innovation in the sport in decades.

### EVERY GAME COUNTS

The new playoff preserves the excitement and significance of college football's unique regular season where every game counts.

### THE BEST FOUR TEAMS

The selection committee will choose the four teams for the playoff based on strength of schedule, head-head results, comparison of results against common opponents, championships won and other factors.

### BEST OF ALL WORLDS

The new postseason structure creates an exciting four-team playoff that preserves the best regular season in sports and protects America's rich bowl tradition. It does not go too far; it goes just the right distance and respects the academic calendar while limiting the number of games played by student-athletes.

### A NEW YEAR'S SPECTACULAR

Fans will enjoy back-to-back triple headers. Two semifinals and four other premier bowl games will be played on New Year's Eve and New Year's Day. Those holidays will belong to college football. Semifinal games will rotate among six different bowls, extending the experience to more fans.

### CHAMPIONSHIP MONDAY

The championship game will be on Monday night every year.

### UNIVERSAL ACCESS

Every FBS team has equal access to the playoff based on its performance. No team will qualify automatically.

### MORE REVENUE

The popularity of the new format will increase revenue for all conferences and independent institutions.

### THE FBS CONFERENCES MANAGE THE COLLEGE FOOTBALL PLAYOFF

The FBS conferences manage the College Football Playoff. All 10 conferences are members of the new entity—CFP Administration, LLC. University presidents and

chancellors from all 10 conferences and Notre Dame form the Board of Managers and govern the administrative operations, with commissioners (the Management Committee) managing the event with guidance from an advisory group of athletics directors. A small staff in the playoff office in Irving, Texas, carries out the detailed responsibilities.

### SELECTION COMMITTEE

A talented group of high-integrity individuals with experience as coaches, student-athletes, collegiate administrators and journalists, along with sitting athletics directors, comprise the selection committee. The group will create rankings seven times each year. The members of the selection committee are: Jeff Long (chair), Barry Alvarez, Mike Gould, Pat Haden, Tom Jernstedt, Oliver Luck, Archie Manning, Tom Osborne, Dan Radakovich, Condoleezza Rice, Mike Tranchese, Steve Wieberg and Tyrone Willingham.

### SELECTION COMMITTEE RESPONSIBILITIES

- Select the top four teams for the playoff, rank them and assign them to semifinal sites.
- Rank the next group of teams to play in other New Year's bowls if berth are available.
- Select the highest-ranked champion from the five conferences without New Year's bowl contracts.
- Assign teams to New Year's bowls
  - Create competitive matchups
  - Attempt to avoid rematches of regular-season games and repeat appearances
  - Consider geography

### PARTICIPANTS IN THE NEW YEAR'S BOWLS

Both participants in the Orange, Rose and Sugar Bowls are contracted outside the playoff arrangement (Big Ten and Pac-12 to Rose Bowl; SEC and Big 12 to Sugar Bowl; ACC to Orange Bowl against the highest ranked available team from the SEC, Big Ten and Notre Dame). If a conference champion qualifies for the playoff, then the bowl will choose a replacement from that conference. When those bowls host the semifinals and their contracted conference champions do not qualify, then the displaced champion(s) will play in the other New Year's bowls.

The Fiesta, Cotton and Peach Bowls will host displaced conference champions and the top-ranked champion from a non-contract conference. The highest-ranked available teams will fill any other berths. The Selection Committee will make the pairings.





# ALABAMA

ALABAMA • ARKANSAS • AUBURN • FLORIDA • GEORGIA • KENTUCKY • LSU • OLE MISS



## 2014 SCHEDULE

Aug. 30	vs. West Virginia (Atlanta, Ga.)	First Meeting
Sept. 6	FLORIDA ATLANTIC	UA leads 1-0
Sept. 13	SOUTHERN MISS	UA leads 33-6-2
Sept. 20	FLORIDA*	UA leads 23-14
Oct. 4	at Ole Miss*	UA leads 48-9-2
Oct. 11	at Arkansas*	UA leads 14-8
Oct. 18	TEXAS A&M*	UA leads 4-2
Oct. 25	at Tennessee*	UA leads 50-38-7
Nov. 8	at LSU*	UA leads 48-25-5
Nov. 15	MISSISSIPPI STATE*	UA leads 76-18-3
Nov. 22	WESTERN CAROLINA	UA leads 3-0-0
Nov. 29	Auburn*	UA leads 42-35-1

## University of Alabama Crimson Tide Quick Facts

**LOCATION:** Tuscaloosa, Alabama

**FOUNDED:** April 12, 1831

**ENROLLMENT:** 34,852

**NICKNAME:** Crimson Tide

**COLORS:** Crimson and White

**STADIUM:** Bryant-Denny Stadium  
(101,821)

**PLAYING SURFACE:** Prescription  
Athletic Turf (Natural Grass)

**FIRST GAME:** Oct. 4, 1929 –  
Alabama 22, Ole Miss 7

**HOME RECORD:** 528-135-25 (.786)

**HOME ATTENDANCE:** 711,105  
(101,722 avg./99.8% Capacity)

**ALL-TIME RECORD:** 838-323-43  
(.714/1,204 games)

**2013 RECORD:** 11-2 (7-0 H, 3-1 A,  
1-1 N, 5-1 vs. Western Division)

**2013 SEC RECORD/FINISH:** 7-1/  
T1st SEC West

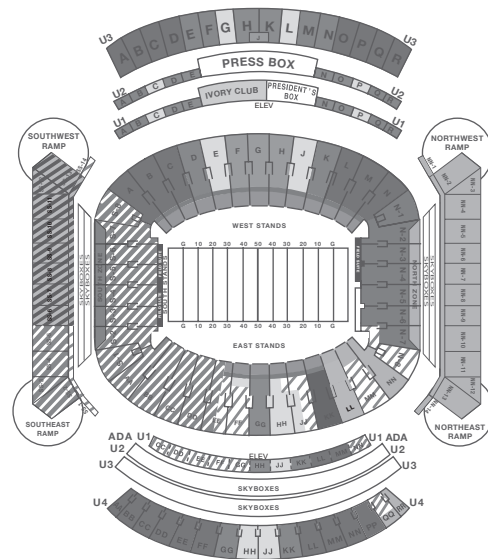
**SEC CHAMPIONSHIPS:** 23 (1933,  
34, 37, 45, 53, 64, 65, 66, 71,  
72, 73, 74, 75, 77, 78, 79, 81,  
89, 92, 99, 2009, 12)

**BOWL:** Allstate Sugar Bowl, New  
Orleans, La. (Alabama 31,  
Oklahoma 45)

**BOWL APPEARANCES:** 61

**BOWL RECORD:** 34-23-3 (.592)

**LAST BOWL APPEARANCE:** Allstate  
Sugar Bowl, New Orleans, La. (lost  
to Oklahoma 31-45, Jan. 2, 2014)



**DR. JUDY BONNER**  
President  
(Alabama, '69)



**DR. KEVIN WHITAKER**  
Faculty Representative  
(Texas A&M, '86)



**BILL BATTLE**  
Athletics Director  
(Alabama, '63)



**NICK SABAN**  
Head Football Coach  
(Kent State, '73)





# NICK SABAN



**HOMETOWN:** Fremont, West Virginia

**ALMA MATER:** Kent State (1973)

**PLAYING CAREER:** Kent State defensive back (1970-72), three-year letterman.

**COACHING EXPERIENCE:** Kent State Graduate Assistant 1973-74; Kent State Assistant 1975-76; Syracuse Assistant 1977; West Virginia Assistant 1978-79; Ohio State Assistant 1980-81; Navy Assistant 1982; Michigan State Assistant 1983-87; Houston Oilers (NFL) Assistant 1988-89; Toledo Head Coach 1990; Cleveland Browns (NFL) Assistant 1991-94; Michigan State Head Coach 1995-99; LSU Head Coach 2000-04. Miami Dolphins (NFL) Head Coach 2005-06; Alabama Head Coach 2007-present.

**COACHING ACHIEVEMENTS:** 2003 AP National Coach of the Year; 2003 Eddie Robinson Coach of the Year; 2003 Bear Bryant Coach of the Year; 2003 BCS National Championship; 2008 AP Coach of the Year; 2008 Eddie Robinson Coach of the Year; 2008 Home Depot Coach of the Year; 2008 Liberty Mutual Coach of the Year; 2009, 2011 and 2012 BCS National Championship; 2009, 2011 and 2012 Bobby Bowden Coach of the Year.

**BORN:** October 31, 1951

**WIFE:** Terry

**CHILDREN:** Nicholas and Kristen

## YEAR-BY-YEAR

Year	School	Conf.	Pct.	All	Pct.	Bowl
1990	Toledo	7-1	.875	9-2	.818	
1995	Michigan State	4-3-1	.563	6-5-1	.542	Independence
1996	Michigan State	5-3	.625	6-6	.500	Sun
1997	Michigan State	4-4	.500	7-5	.583	Aloha
1998	Michigan State	4-4	.500	6-6	.500	
1999	Michigan State	6-2	.750	9-2	.818	*Citrus
2000	LSU	5-3	.625	8-4	.667	Peach
2001	LSU	5-3	.625	10-3	.769	Sugar
2002	LSU	5-3	.625	8-5	.615	Cotton
2003	LSU	7-1	.875	13-1	.929	Sugar
2004	LSU	6-2	.750	9-3	.750	Capital One
2005	Miami	NFL		9-7	.563	
2006	Miami	NFL		6-10	.375	
2007	Alabama %	4-4	.500	7-6	.538	Independence
2008	Alabama	8-0	1.000	12-2	.857	Sugar
2009	Alabama	8-0	1.000	14-0	1.000	BCS NCG
2010	Alabama	5-3	.625	10-3	.769	Capital One
2011	Alabama	7-1	.875	12-1	.923	BCS NCG
2012	Alabama	7-1	.875	13-1	.929	BCS NCG
2013	Alabama	7-1	.875	11-2	.846	Sugar
<b>TOTALS</b>		<b>104-39-1</b>	<b>.726</b>	<b>180-74-1</b>	<b>.708</b>	<b>20 Years</b>
College Record				165-57-1	.742	18 Years
<b>Alabama Record</b>		<b>46-10</b>	<b>.821</b>	<b>74-15</b>	<b>.831</b>	<b>7 Years</b>
LSU Record		28-12	.700	48-16	.750	5 Years
Michigan State Record		23-16-1	.588	34-24-1	.585	5 Years
Toledo Record		7-1	.875	9-2	.818	1 Year
BOWL RECORD:		8-7	.533			

% – Record was 2-6 overall and 1-4 in SEC play after NCAA ruling

## ASSISTANT COACHES

**BURTON BURNS** (Nebraska, 1976) – Associate Head Coach/Running Backs – 8th Year

**MARIO CRISTOBAL** (Miami, 1993) – Assistant Head Coach/Offensive Line – 2nd Year

**BO DAVIS** (LSU, 1993) – Defensive Line – 5th Year

**LANE KIFFIN** (Fresno State, 1998) – Offensive Coordinator/Quarterbacks – 1st Year

**BILLY NAPIER** (Furman, 2003) – Wide Receivers – 2nd Year

**KIRBY SMART** (Georgia, 1999) – Defensive Coordinator/Secondary – 8th Year

**KEVIN STEELE** (Tennessee, 1981) – Special Assistant to Head Coach/Inside Linebackers – 3rd Year

**LANCE THOMPSON** (The Citadel, 1987) – Outside Linebackers – 5th Year

**BOBBY WILLIAMS** (Purdue, 1982) – Tight Ends/Special Teams Coordinator – 7th Year

**SCOTT COCHRAN** (LSU, 2001) – Director of Strength and Conditioning – 8th Year

## SUPPORT STAFF

**JEFF ALLEN** (Georgia Southern, 1993) – Assistant A.D. for Sports Medicine

**JOE PANNUNZIO** (Southern Colorado, 1982) – Director of Football Operations

**JEFF PURINTON** (Florida State, 1997) – Associate A.D. Communications



# ALABAMA

ALABAMA • ARKANSAS • AUBURN • FLORIDA • GEORGIA • KENTUCKY • LSU • OLE MISS

## RETURNING OFFENSIVE STARTERS

No.	Name	POS	CLASS	HT	WT	EXP	Hometown/Last School
9	Amari Cooper	WR	Jr.	6-1	202	2L	Miami, Fla./Northwestern
22	Christian Jones	WR	Sr.	5-11	185	3L	Adamsville, Ala./Minor
70	Ryan Kelly	OL	Jr.	6-5	296	2L	West Chester, Ohio/Lakota West
77	Arie Kouandjio	OL	Sr.	6-5	315	3L	Hyattsville, Md./DeMatha Catholic
79	Austin Shepherd	OL	Sr.	6-5	320	3L	Buford, Ga./North Gwinnett
84	Brian Vogler	TE	Sr.	6-7	265	3L	Columbus, Ga./Brookstone
4	T.J. Yeldon	RB	Jr.	6-2	221	2L	Daphne, Ala./Daphne

## RETURNING DEFENSIVE STARTERS

No.	Name	POS	CLASS	HT	WT	EXP	Hometown/Last School
26	Landon Collins	DB	Jr.	6-0	215	2L	Geismar, La./Dutchtown
33	Trey DePriest	LB	Sr.	6-2	245	3L	Springfield, Ohio/Springfield
30	Denzel Devall	LB	Jr.	6-2	254	2L	Bastrop, La./Bastrop
99	Brandon Ivory	DL	Sr.	6-4	308	3L	Memphis, Tenn./East
20	Jarrick Williams	DB	Sr.	6-1	215	3L	Mobile, Ala./Blount

## STARTERS LOST

Name	POS	CLASS	HT	WT
Cyrus Kouandjio	LT	Jr.	6-6	310
Anthony Steen	RG	Sr.	6-3	309
AJ McCarron	QB	Sr.	6-4	208
Kevin Norwood	WR	Sr.	6-2	195
Ed Stinson	DE	Sr.	6-4	292
Adrian Hubbard	LB	Jr.	6-6	252
C.J. Mosley	LB	Sr.	6-2	232
Jeffrey Pagan	DL	Jr.	6-4	290
Deion Belue	CB	Sr.	5-11	183
HaHa Clinton-Dix	S	Jr.	6-1	208
Cody Mandell	P	Sr.	6-3	213
Cade Foster	PK	Sr.	6-1	224

## RETURNING STATISTICAL LEADERS

RUSHING:	ATT.	YARDS	AVG.	TDS
T.J. Yeldon	207	1,279	6.0	14
Kenyan Drake	92	694	7.5	8
Derrick Henry	35	382	10.9	3

PASSING:	ATT.	COMP	INT.	TDS	YARDS	PCT.
Blake Sims	29	18	0	2	167	62.1

RECEIVING:	REC.	YARDS	AVG.	AVG/GAME	TDS
Amari Cooper	45	736	16.4	61.3	4
Christian Jones	36	349	9.7	26.8	2
DeAndrew White	32	534	16.37	41.1	4

TACKLES:	TOTAL	SOLO	ASST.	INT.	SACKS	TFL (YDS)
Landon Collins	70	52	18	2-89	0-0	4.0 (7 yds)
Trey DePriest	65	30	35	1-0	2.0-15	7.5 (23 yds)
Jarrick Williams	40	24	16	0-0	1.0-9	2.0 (10 yds)
A'Shawn Robinson	38	15	23	0-0	5.5-34	8.0 (40 yds)

## 2013 RESULTS

11-2 Overall • 7-1 SEC

Home: 7-0 Away: 3-1 Neutral: 1-1 vs. Division: 5-1 vs. Top 25: 3-2

Aug. 31	[1/1]	vs. Virginia Tech (Atlanta, Ga.) [TV: 2-6]	W	35-10	73,114
Sept. 14	[1/1]	at Texas A&M* [TV: 1] (6/6)	W	49-42	87,596
Sept. 21	[1/1]	Colorado State [TV: 3-6]	W	31-6	101,821
Sept. 28	[1/1]	Mississippi* [TV: 2-6] (21/21)	W	25-0	101,821
Oct. 5	[1/1]	Georgia State [TV: 5-10-13]	W	45-3	101,254
Oct. 12	[1/1]	at Kentucky* [TV: 3-6]	W	48-7	69,873
Oct. 19	[1/1]	Arkansas* [TV: 2-6]	W	52-0	101,821
Oct. 26	[1/1]	Tennessee* [TV: 1]	W	45-10	101,821
Nov. 9	[1/1]	LSU* [TV: 1] (10/12)	W	38-17	101,821
Nov. 16	[1/1]	at Mississippi State* [TV: 2-6]	W	20-7	57,211
Nov. 23	[1/1]	Chattanooga [tv: 10-11-13]	W	49-0	100,179
Nov. 30	[1/1]	at Auburn* [TV: 1] (4/5)	L	28-34	87,451
Jan. 2	[3/3]	vs. Oklahoma [TV: 2-6] (11/10) Allstate Sugar Bowl; New Orleans, La.	L	31-45	70,473

## ALABAMA Team Information

**BASIC OFFENSE:** Pro Style (Multiple)

**BASIC DEFENSE:** 3-4

### LETTERMEN RETURNING: 51

**OFFENSE:** 25

**DEFENSE:** 24

**SPECIALTY:** 2

### LETTERMEN LOST: 21

**OFFENSE:** 9

**DEFENSE:** 10

**SPECIALTY:** 2

### STARTERS RETURNING: 13

**OFFENSE:** 7

**DEFENSE:** 5

**SPECIALTY:** 1

### STARTERS LOST: 12

**OFFENSE:** 4

**DEFENSE:** 6

**SPECIALTY:** 2

**NOTE:** Specialists include punter, place-kicker and long snapper only.





## ALL-STAR CANDIDATES

### Landon COLLINS

Junior • DB • 6-0 • 222 • Geismar, La.



- First team preseason All-American
- Semifinalist for the 2013 Jim Thorpe Award, which goes to the nation's top defensive back
- Second team All-SEC as a sophomore by the Associated Press in 2013
- Second on the team in 2013 with 70 tackles with a team-best six pass breakups and two interceptions
- Has 87 career tackles with four tackles for loss in just nine starts

### Amari COOPER

Junior • WR • 6-1 • 210 • Miami, Fla.



- First team preseason All-American
- Candidate for the Bilenikoff Award, going to the nation's top receiver
- Holds school record for single-season touchdown receptions with 11 in 2012
- Has 104 career receptions for 1,736 yards and 15 touchdowns
- Started 16 career games and has a 16.7 yards per catch average
- Freshman All-American in 2012 when he set Alabama rookie records for yards (1,000) and receptions (59)

### Christion JONES

Senior • WR/RS • 5-11 • 187 • Adamsville, Ala.



- Preseason All-American as a return specialist
- SEC Special Teams Player of the Year in 2013 and first-team All-SEC selection
- Starts at wide receiver and at punt and kickoff returner for the Crimson Tide
- Has four career returns for touchdowns (2 punt, 2 kickoff) while catching six touchdowns.
- Has caught 66 career passes for 766 yards while averaging 12.1 yards on 47 punt returns and 28.3 yards on 31 kickoff returns.

### T.J. YELDON

Junior • RB • 6-2 • 221 • Daphne, Ala.



- A 2013 first team All-SEC selection
- First team preseason All-American
- First Alabama running back to rush for over 1,000 yards in his first two seasons with the Crimson Tide
- His 2,343 career rushing yards rank 12th in school history entering the 2014 season with 26 rushing touchdowns
- Candidate for the Doak Walker Award after rushing for 1,235 yards and 14 touchdowns in 2013



# ALABAMA

ALABAMA • ARKANSAS • AUBURN • FLORIDA • GEORGIA • KENTUCKY • LSU • OLE MISS

## 2014 ROSTER

No.	Name	POS	CL	HT	WT	EXP	Hometown
93	Jonathan Allen	DL	So.	6-3	272	1L	Leesburg, Va.
7	Ryan Anderson	LB	So.	6-2	258	1L	Daphne, Ala.
28	Anthony Averett	DB	Fr.	6-0	180	RS	Woodbury, N.J.
94	Dakota Ball	DL	So.	6-2	280	SQ	Lindale, Ga.
87	Parker Barrineau	WR	Jr.	6-0	184	1L	Northport, Ala.
18	Cooper Bateman	QB	Fr.	6-3	215	RS	Murray, Utah
31	Jerrold Bierbower	DB	Sr.	6-1	198	SQ	Dublin, Ohio
5	Chris Black	WR	So.	5-11	186	1L	Jacksonville, Fla.
75	Bradley Bozeman	OL	Fr.	6-5	325	RS	Roanoke, Ala.
72	Leon Brown	OL	Sr.	6-6	320	1L	Riverdale, Md.
2	Tony Brown	DB	Fr.	6-0	198	HS	Beaumont, Texas
67	Josh Casher	OL	Fr.	6-1	295	HS	Mobile, Ala.
1	Ronnie Clark	DB	Fr.	6-3	215	HS	Calera, Ala.
14	Jake Coker	QB	Jr.	6-5	230	HS	Mobile, Ala.
26	Landon Collins	DB	Jr.	6-0	222	2L	Geismar, La.
15	Jonathan Cook	DB	Fr.	6-0	190	RS	Daphne, Ala.
9	Amari Cooper	WR	Jr.	6-1	210	2L	Miami, Fla.
39	Paden Crowder	LB	Jr.	6-4	235	SQ	Vestavia Hills, Ala.
12	David Cornwell	QB	Fr.	6-5	234	HS	Norman, Okla.
48	David D'Amico	TE	So.	6-0	213	SQ	Birmingham, Ala.
62	Will Davis	OL	So.	6-5	316	SQ	Letohatchee, Ala.
33	Trey DePriest	LB	Sr.	6-2	250	3L	Springfield, Ohio
30	Denzel Devall	LB	Jr.	6-2	254	2L	Bastrop, La.
55	Josh Dickerson	LB	Sr.	6-1	228	SQ	Evans, Ga.
47	Xzavier Dickson	LB	Sr.	6-3	268	3L	Griffin, Ga.
17	Kenyan Drake	RB	Jr.	6-1	202	2L	Powder Springs, Ga.
36	Johnny Dwight	DL	Fr.	6-3	300	HS	Rochelle, Ga.
32	Rashaan Evans	LB	Fr.	6-3	225	HS	Auburn, Ala.
85	Malcolm Faciane	TE	Jr.	6-5	265	2L	Picayune, Miss.
80	Raheem Falkins	WR	So.	6-4	210	1L	New Orleans, La.
83	Ty Flournoy-Smith	TE	Jr.	6-3	245	JC	Moultrie, Ga.
10	Reuben Foster	LB	So.	6-1	244	1L	Auburn, Ala.
8	Robert Foster	WR	Fr.	6-3	191	RS	Monaca, Pa.
45	Jalston Fowler	RB	Sr.	6-1	248	3L	Mobile, Ala.
69	Josh Frazier	DL	Fr.	6-3	335	HS	Springdale, Ark.
41	Kurt Freitag	TE	So.	6-4	255	1L	Buford, Ga.
41	Daniel Geddes	DB	Sr.	5-6	170	SQ	Northport, Ala.
48	Bo Grant	DB	So.	6-3	198	SQ	Valley, Ala.
58	Brandon Greene	OL	So.	6-5	304	1L	Ellenwood, Ga.
99	Adam Griffith	PK	So.	5-10	188	1L	Calhoun, Ga.
11	Shaun Dion Hamilton	LB	Fr.	6-0	233	HS	Montgomery, Ala.
9	Da'Shawn Hand	DL	Fr.	6-4	273	HS	Woodbridge, Va.
58	Alex Harrelson	SN	Jr.	6-0	226	SQ	Vestavia Hills, Ala.
86	Truett Harris	TE	Jr.	6-3	210	SQ	Brentwood, Tenn.
63	J.C. Hassenauer	OL	Fr.	6-3	290	HS	Woodbury, Minn.
27	Derrick Henry	RB	So.	6-3	241	1L	Yulee, Fla.
73	Brandon Hill	OL	Fr.	6-6	370	RS	Collierville, Tenn.
64	Grant Hill	OL	So.	6-6	322	1L	Huntsville, Ala.
96	Stephen Hodge	DL	Jr.	6-1	257	SQ	Akron, Ala.
42	Keith Holcombe	LB	Fr.	6-3	215	HS	Tuscaloosa, Ala.
37	Zach Houston	DB	Jr.	6-1	192	SQ	Daphne, Ala.
88	O.J. Howard	TE	So.	6-6	240	1L	Prattville, Ala.
29	Marlon Humphrey	DB	Fr.	6-1	186	HS	Hoover, Ala.
99	Brandon Ivory	DL	Sr.	6-4	308	3L	Memphis, Tenn.
76	Dominick Jackson	OL	Jr.	6-7	320	JC	Cupertino, Calif.
4	Eddie Jackson	DB	So.	6-0	188	1L	Lauderdale Lakes, Fla.
89	Bernel Jones	DL	Sr.	6-3	253	SQ	Montgomery, Ala.
22	Christian Jones	WR	Sr.	5-11	187	3L	Adamsville, Ala.
5	Cyrus Jones	DB	Jr.	5-10	194	2L	Baltimore, Md.

No.	Name	POS	CL	HT	WT	EXP	Hometown
6	Laurence "Hootie" Jones	DB	Fr.	6-2	221	HS	Monroe, La.
20	Tyren Jones	RB	Fr.	5-9	212	RS	Marietta, Ga.
35	Walker Jones	LB	Fr.	6-2	238	RS	Germantown, Tenn.
38	Y'Latio Jones	DB	Jr.	5-9	170	SQ	Pinson, Ala.
39	Kyle Kazakevicius	WR	Sr.	6-0	184	SQ	Ocala, Fla.
70	Ryan Kelly	OL	Jr.	6-5	296	2L	West Chester, Ohio
81	Derek Kief	WR	Fr.	6-5	200	HS	Cincinnati, Ohio
85	Korren Kirven	DL	So.	6-5	297	1L	Lynchburg, Va.
77	Arie Kouandjio	OL	Sr.	6-5	315	2L	Hyattsville, Md.
95	Darren Lake	DL	Jr.	6-3	323	2L	York, Ala.
98	Adrian Lamothe	P	So.	5-9	190	SQ	Monterrey, Mexico
25	Dillon Lee	LB	Jr.	6-4	243	2L	Buford, Ga.
40	Isaac Leon	TE	So.	6-6	215	SQ	Boynton Beach, Fla.
52	Dee Linder	DL	So.	6-3	295	SQ	Muscle Shoals, Ala.
51	Jake Long	DL	So.	5-10	229	SQ	Vestavia Hills, Ala.
68	Isaac Luatua	OL	Jr.	6-2	315	1L	La Mirada, Calif.
55	Cole Mazza	SN	So.	6-1	251	1L	Bakersfield, Calif.
65	Montel McBride	OL	Fr.	6-4	330	HS	Plant City, Fla.
47	Corey McCarron	TE	Jr.	6-2	245	1L	Mobile, Ala.
34	Christian Miller	LB	Fr.	6-4	215	HS	Columbia, S.C.
60	Brandon Moore	OL	Jr.	6-0	277	SQ	Cincinnati, Ohio
11	Alec Morris	QB	So.	6-3	230	SQ	Allen, Texas
46	Michael Nysewander	TE	Sr.	6-1	238	SQ	Hoover, Ala.
53	Anthony Orr	DL	Sr.	6-4	289	1L	Madison, Ala.
34	Tyler Owens	LB	Sr.	6-0	225	SQ	Columbiana, Ala.
61	Austin Peavler	OL	So.	6-3	317	SQ	Wellington, Fla.
27	Nick Perry	DB	Sr.	6-1	211	3L	Prattville, Ala.
57	D.J. Pettway	LB	Jr.	6-3	265	JC/1L	Pensacola, Fla.
71	Ross Pierschbacher	OL	Fr.	6-4	295	HS	Cedar Falls, Iowa
97	John Pizzitola	P	So.	5-11	175	SQ	Birmingham, Ala.
66	Chris Posa	OL	So.	6-3	269	SQ	Commerce, Mich.
19	Reggie Ragland	LB	Jr.	6-2	254	2L	Madison, Ala.
90	Jarran Reed	DL	Jr.	6-4	315	JC	Goldsboro, N.C.
86	A'Shawn Robinson	DL	So.	6-4	320	1L	Fort Worth, Texas
74	Cam Robinson	OL	Fr.	6-6	323	HS	Monroe, La.
1	Bo Scarbrough	RB	Fr.	6-2	235	HS	Northport, Ala.
15	JK Scott	P	Fr.	6-4	185	HS	Denver, Colo.
79	Austin Shepherd	OL	Sr.	6-5	320	3L	Buford, Ga.
6	Blake Sims	QB	Sr.	6-0	208	3L	Gainesville, Ga.
7	Cam Sims	WR	Fr.	6-4	208	HS	Monroe, La.
24	Geno Smith	DB	Jr.	6-0	197	2L	Atlanta, Ga.
21	Maurice Smith	DB	So.	6-0	195	1L	Sugar Land, Texas
91	O.J. Smith	DL	Fr.	6-2	330	HS	Bossier City, La.
22	Nate Staskelunas	DB	So.	6-3	206	SQ	Greenville, N.C.
13	ArDarius Stewart	WR	Fr.	6-0	193	RS	Fultondale, Ala.
3	Bradley Sylve	DB	Jr.	5-11	180	2L	Port Sulphur, La.
50	Alphonse Taylor	OL	So.	6-5	325	1L	Mobile, Ala.
59	MK Taylor	SN	Sr.	5-10	230	SQ	Oxford, Ala.
28	Altee Tenpenny	RB	So.	6-0	218	1L	North Little Rock, Ark.
54	Dalvin Tomlinson	DL	So.	6-2	290	1L	McDonough, Ga.
84	Brian Vogler	TE	Sr.	6-7	263	3L	Columbus, Ga.
69	Paul Waldrop	OL	Jr.	6-4	285	SQ	Phenix City, Ala.
23	Jabriel Washington	DB	Jr.	5-11	183	2L	Jackson, Tenn.
2	DeAndrew White	WR	Sr.	6-0	192	3L	Houston, Texas
20	Jarrick Williams	DB	Sr.	6-1	215	3L	Mobile, Ala.
49	Kieran Williams	TE	Fr.	6-4	243	RS	Lawrenceville, Ga.
56	Tim Williams	LB	So.	6-3	242	1L	Baton Rouge, La.
4	T.J. Yeldon	RB	Jr.	6-2	221	2L	Daphne, Ala.





## YEAR-BY-YEAR RECORDS

Year	Coach	SEC	SEC Finish	Overall	Bowls
1892	E.N. Beaumont			2-2	
1893	Eli Abbott			0-4	
1894	Eli Abbott			3-1	
1895	Eli Abbott			0-4	
1896	Otto Wagonhurst			2-1	
1897	Allen McCants			1-0	
1898	No Team				
1899	W.A. Hartin			3-1	
1900	M. Griffin			2-3	
1901	M.H. Harvey			2-1-2	
1902	Eli Abbott, J.O. Heyworth			4-4	
1903	W.B. Blount			3-4	
1904	W.B. Blount			7-3	
1905	Jack Leavenworth			6-4	
1906	J.W.H. Pollard			5-1	
1907	J.W.H. Pollard			5-1-2	
1908	J.W.H. Pollard			6-1-1	
1909	J.W.H. Pollard			5-1-2	
1910	Guy S. Lowman			4-4	
1911	D.V. Graves			5-2-2	
1912	D.V. Graves			5-3-1	
1913	D.V. Graves			6-3	
1914	D.V. Graves			5-4	
1915	Thomas Kelly			6-2	
1916	Thomas Kelly			6-3	
1917	Thomas Kelly			5-2-1	
1918	No Team				
1919	Xen C. Scott			8-1	
1920	Xen C. Scott			10-1	
1921	Xen C. Scott			5-4-2	
1922	Xen C. Scott			6-3-1	
1923	Wallace Wade			7-2-1	
1924	Wallace Wade			8-1	
1925	Wallace Wade			10-0	Rose
1926	Wallace Wade			9-0-1	Rose
1927	Wallace Wade			5-4-1	
1928	Wallace Wade			6-3	
1929	Wallace Wade			6-3	
1930	Wallace Wade			10-0	Rose
1931	Frank W. Thomas			9-1	
1932	Frank W. Thomas			8-2	
1933	Frank W. Thomas	5-0-1	1	7-1-1	
1934	Frank W. Thomas	7-0	1†	10-0	Rose
1935	Frank W. Thomas	4-2	5	6-2-1	
1936	Frank W. Thomas	5-0-1	2	8-0-1	
1937	Frank W. Thomas	6-0	1	9-1	Rose
1938	Frank W. Thomas	4-1-1	2†	7-1-1	
1939	Frank W. Thomas	2-3-1	8	5-3-1	
1940	Frank W. Thomas	4-2	4	7-2	
1941	Frank W. Thomas	5-2	3	9-2	Cotton
1942	Frank W. Thomas	4-2	5	8-3	Orange
1943	No Team				
1944	Frank W. Thomas	3-1-2	3†	5-2-2	Sugar
1945	Frank W. Thomas	6-0	1	10-0	Rose
1946	Frank W. Thomas	4-3	6	7-4	
1947	H.D. "Red" Drew	5-2	3	8-3	Sugar
1948	H.D. "Red" Drew	4-4-1	6†	6-4-1	
1949	H.D. "Red" Drew	4-3-1	6	6-3-1	
1950	H.D. "Red" Drew	6-2	3	9-2	
1951	H.D. "Red" Drew	3-5	7†	5-6	
1952	H.D. "Red" Drew	4-2	4	4-2	Orange
1953	H.D. "Red" Drew	4-0-3	1	6-3-3	Cotton
1954	H.D. "Red" Drew	3-3-2	6†	4-5-2	
1955	J.B. "Ears" Whitworth	0-7	12	0-10	
1956	J.B. "Ears" Whitworth	2-5	8†	2-7-1	
1957	J.B. "Ears" Whitworth	1-6-1	11	2-7-1	
1958	Paul "Bear" Bryant	3-4-1	6†	5-4-1	
1959	Paul "Bear" Bryant	4-1-2	4	7-2-2	Liberty
1960	Paul "Bear" Bryant	5-1-1	3	8-1-2	Bluebonnet
1961	Paul "Bear" Bryant	7-0	1†	11-0	Sugar
1962	Paul "Bear" Bryant	6-1	2	10-1	Orange
1963	Paul "Bear" Bryant	6-2	3	9-2	Sugar
1964	Paul "Bear" Bryant	8-0	1	10-1	Orange
1965	Paul "Bear" Bryant	6-1-1	1	9-1-1	Orange
1966	Paul "Bear" Bryant	6-0	1†	11-0	Sugar
1967	Paul "Bear" Bryant	5-1	2	8-2-1	Cotton
1968	Paul "Bear" Bryant	4-2	3†	8-3	Gator
1969	Paul "Bear" Bryant	2-4	8	6-5	Liberty
1970	Paul "Bear" Bryant	3-4	7†	6-5-1	Bluebonnet
1971	Paul "Bear" Bryant	7-0	1	11-1	Orange
1972	Paul "Bear" Bryant	7-1	1	10-2	Cotton
1973	Paul "Bear" Bryant	8-0	1	11-1	Sugar
1974	Paul "Bear" Bryant	6-0	1	11-1	Orange
1975	Paul "Bear" Bryant	6-0	1	11-1	Sugar
1976	Paul "Bear" Bryant	5-2	3	9-3	Liberty
1977	Paul "Bear" Bryant	7-0	1†	11-1	Sugar
1978	Paul "Bear" Bryant	6-0	1	11-1	Sugar
1979	Paul "Bear" Bryant	6-0	1	12-0	Sugar
1980	Paul "Bear" Bryant	5-1	2†	10-2	Cotton
1981	Paul "Bear" Bryant	6-0	1†	9-2-1	Cotton
1982	Paul "Bear" Bryant	3-3	6†	8-4	Liberty
1983	Ray Perkins	4-2	3†	8-4	Sun

Year	Coach	SEC	SEC Finish	Overall	Bowls
1984	Ray Perkins	2-4	7†	5-6	—
1985	Ray Perkins	4-1-1	2†	9-2-1	Aloha
1986	Ray Perkins	4-2	2†	10-3	Sun
1987	Bill Curry	4-2	4†	7-5	Hall of Fame
1988	Bill Curry	4-3	4†	9-3	Sun
1989	Bill Curry	6-1	1†	10-2	Sugar
1990	Gene Stallings	5-2	2†	7-5	Fiesta
1991	Gene Stallings	6-1	2	11-1	Blockbuster
1992	Gene Stallings	8-0	1	13-0	Sugar
1993	Gene Stallings	# 0-8	—	# 1-12	Gator
1994	Gene Stallings	8-0	1-W	12-1	Citrus
1995	Gene Stallings	5-3	—	8-3	—
1996	Gene Stallings	6-2	1-W	10-3	Outback
1997	Mike DuBose	2-6	T5-W	4-7	—
1998	Mike DuBose	4-4	3-W	7-5	Music City
1999	Mike DuBose	7-1	1-W	10-3	Orange
2000	Mike DuBose	3-5	6-W	3-8	—
2001	Dennis Franchione	4-4	T3-W	7-5	Independence
2002	Dennis Franchione	6-2	—	10-3	—
2003	Mike Shula	2-6	—	4-9	—
2004	Mike Shula	3-5	T3-W	6-6	Music City
2005	Mike Shula	0-2	6-W	0-2	Cotton
(Originally 10-2 with 10 wins vacated by NCAA ruling)					
2006	Mike Shula	0-6	6-W	0-7	Independence
(Originally 6-7 with 6 wins vacated by NCAA ruling)					
2007	Nick Saban	1-4	5-W	2-6	Independence
(Originally 7-6 with 5 wins vacated by NCAA ruling)					
2008	Nick Saban	8-0	1-W	12-2	Sugar
2009	Nick Saban	8-0	1-W	14-0	BCS NCG
2010	Nick Saban	5-3	4-W	10-3	Capital One
2011	Nick Saban	7-1	2-W	12-1	BCS NCG
2012	Nick Saban	7-1	1-W	13-1	BCS NCG
2013	Nick Saban	7-1	T1-W	11-2	Sugar

#Includes forfeits imposed by NCAA

## BOWL RESULTS (34-23-3)

Bowl	Opponent	Result	Date
Rose	Washington	W 20-19	1-1-26
Rose	Stanford	T 7-7	1-1-27
Rose	Washington State	W 24-0	1-1-31
Rose	Stanford	W 29-13	1-1-35
Rose	California	L 13-0	1-1-38
Cotton	Texas A&M	W 29-21	1-1-42
Orange	Boston College	W 37-21	1-1-43
Sugar	Duke	L 26-29	1-1-45
Rose	Southern Cal	W 34-14	1-1-46
Sugar	Texas	L 7-27	1-1-48
Orange	Syracuse	W 61-6	1-1-53
Cotton	Rice	L 6-28	1-1-54
Liberty	Penn State	L 0-7	12-9-59
Bluebonnet	Texas	T 3-3	12-17-60
Sugar	Arkansas	W 10-3	1-1-62
Orange	Oklahoma	W 17-0	1-1-63
Sugar	Ole Miss	W 12-7	1-1-64
Orange	Texas	L 17-21	1-1-65
Orange	Nebraska	W 39-28	1-1-66
Sugar	Nebraska	W 34-7	1-2-67
Cotton	Texas A&M	L 16-20	1-1-68
Gator	Missouri	L 10-35	12-28-68
Liberty	Colorado	L 33-47	12-13-69
Bluebonnet	Oklahoma	T 24-24	12-31-70
Orange	Nebraska	L 6-38	1-1-72
Cotton	Texas	L 13-17	1-1-73
Sugar	Notre Dame	L 23-24	1-1-74
Orange	Notre Dame	L 11-13	1-1-75
Sugar	Penn State	W 13-6	12-31-75
Liberty	UCLA	W 36-6	12-20-76
Sugar	Ohio State	W 35-6	1-2-78
Sugar	Penn State	W 14-7	1-1-79
Sugar	Arkansas	W 24-9	1-1-80
Cotton	Baylor	W 30-2	1-1-81
Cotton	Texas	L 12-14	1-1-82
Liberty	Illinois	W 21-15	12-29-82
Sun	Southern Methodist	W 28-7	12-24-83
Aloha	Southern Cal	W 24-3	12-28-85
Sun	Washington	W 28-6	12-25-86
Hall of Fame	Michigan	L 24-28	1-2-88
Sun	Army	W 29-28	12-29-88
Sugar	Miami (Florida)	L 25-33	1-1-90
Fiesta	Louisville	L 7-35	1-1-91
Blockbuster	Colorado	W 30-25	12-28-91
Sugar	Miami (Florida)	W 34-13	1-1-93
Gator	North Carolina	W 24-10	12-31-93
Citrus	Ohio State	W 24-17	1-2-95
Outback	Michigan	W 17-14	1-1-97
Music City	Virginia Tech	L 7-38	12-29-98
Orange	Michigan	L 34-35 (OT)	1-1-00
Independence	Iowa State	W 14-13	12-27-01
Music City	Minnesota	L 16-20	12-31-04
Cotton	Texas Tech	W 13-10	1-2-06
Independence	Oklahoma State	L 31-34	12-28-06
Independence	Colorado	W 30-24	12-30-07
Sugar	Utah	L 17-31	1-2-09
BCS NCG	Texas	W 37-21	1-7-10
Capital One Bowl	Michigan State	W 49-7	1-1-11
BCS NCG	LSU	W 21-0	1-9-12
BCS NCG	Notre Dame	W 42-14	1-7-13
Sugar	Oklahoma	L 31-45	1-2-14



# ARKANSAS

ALABAMA • ARKANSAS • AUBURN • FLORIDA • GEORGIA • KENTUCKY • LSU • OLE MISS



## 2014 SCHEDULE

Aug. 30	at Auburn*	AU leads 12-10-1
Sept. 6	NICHOLLS STATE	First Meeting
Sept. 13	at Texas Tech	ARK leads 28-7
Sept. 20	NORTHERN ILLINOIS	ARK leads 1-0
Sept. 27	vs. Texas A&M* (Arlington)	ARK leads 41-26-3
Oct. 11	ALABAMA*	UA leads 16-8
Oct. 18	GEORGIA* (Little Rock)	UG leads 9-4
Oct. 25	UAB	First Meeting
Nov. 1	at Miss. State*	ARK leads 15-8-1
Nov. 15	LSU*	LSU leads 37-20-2
Nov. 22	OLE MISS*	ARK leads 32-27-1
Nov. 28	at Missouri*	Mizzou leads 3-2

## University of Arkansas Razorback Quick Facts

**LOCATION:** Fayetteville, Arkansas

**FOUNDED:** March 27, 1871

**ENROLLMENT:** 25,365

**NICKNAME:** Razorbacks

**COLORS:** Cardinal and White

**STADIUMS:**

**Fayetteville:** Donald W. Reynolds Razorback Stadium (72,000)

**Little Rock:** War Memorial Stadium (54,120)

**PLAYING SURFACE:** Synthetic Powerblade 2.5 (Fayetteville) Field Turf (Little Rock)

**FIRST GAME:** Sept. 24, 1938 – Arkansas 27, Oklahoma A&M 7

**HOME RECORD:** 452-182-14 (.708)

**HOME ATTENDANCE:** 420,943 (70,157 avg./97.44% Capacity)

**ALL-TIME RECORD:** 687-469-40 (.574/1,196 games)

**2013 RECORD:** 3-9 (3-4 H, 0-5 A, 0-0 N, 0-6 vs. Western Division)

**2013 SEC RECORD/FINISH:** 0-8/7th SEC West

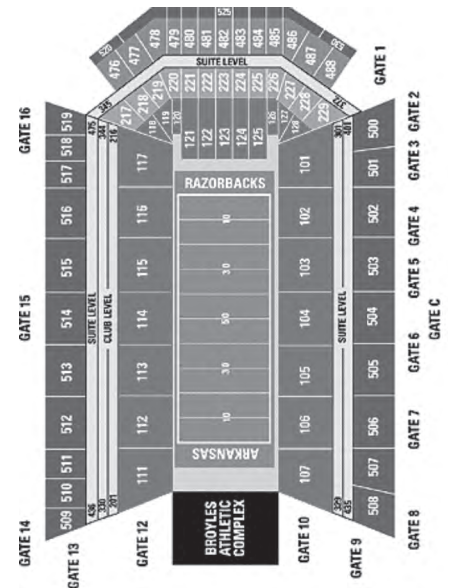
**SEC CHAMPIONSHIPS:** 0

**BOWL:** N/A

**BOWL APPEARANCES:** 39

**BOWL RECORD:** 13-23-3 (.372)

**LAST BOWL APPEARANCE:** AT&T Cotton Bowl, Arlington, Texas (defeated Kansas State, 29-16, Jan. 6, 2012)



**DR. G. DAVID GEARHART**  
Chancellor  
(Westminster, '74)



**SHARON HUNT**  
Faculty Representative  
(Arkansas, '73)



**JEFF LONG**  
Athletics Director  
(Ohio Wesleyan, '82)



**BRET BIELEMA**  
Head Football Coach  
(Iowa, '92)



# BRET BIELEMA



**HOMETOWN:** Prophetstown, Ill.

**ALMA MATER:** Iowa (1992)

**PLAYING CAREER:** A defensive tackle at Iowa, he lettered from 1989-92, helping the Hawkeyes win the 1990 Big Ten championship, and was team captain as a senior.

**COACHING EXPERIENCE:** Graduate Assistant – Iowa 1994-95; Linebackers – Iowa 1996-2001; co-Defensive Coordinator/Linebackers – Kansas State 2002-03; Defensive Coordinator/Linebackers – Wisconsin 2004-05; Head Coach – Wisconsin, 2006-12; Head Coach – Arkansas, Dec. 2012-Present

**COACHING ACHIEVEMENTS:** 2012 Big Ten Championship; 2011 Big Ten Championship; 2010 Big Ten Championship; 2003 Big 12 Championship

**BORN:** Jan. 13, 1970

**WIFE:** Jen

## YEAR-BY-YEAR

Year	School	Conf.	Pct.	All	Pct.	Bowl
2006	Wisconsin	7-1	.875	12-1	.923	Capital One
2007	Wisconsin	5-3	.625	9-4	.692	Outback
2008	Wisconsin	3-5	.375	7-6	.538	Champs Sports
2009	Wisconsin	5-3	.625	10-3	.769	Champs Sports
2010	Wisconsin	7-1	.875	11-2	.846	Rose
2011	Wisconsin	6-2	.750	11-3	.786	Rose
2012	Wisconsin	4-4	.500	8-5	.615	*Rose
2013	Arkansas	0-8	.000	3-9	.250	
<b>TOTALS</b>		<b>37-27</b>	<b>.578</b>	<b>71-33</b>	<b>.683</b>	<b>8 Years</b>
<b>Arkansas Record</b>		<b>0-8</b>	<b>.000</b>	<b>3-9</b>	<b>.250</b>	<b>1 Year</b>

BOWL RECORD: 2-4 .333

\* did not coach team in bowl game

## ASSISTANT COACHES

**JIM CHANEY** (Central Missouri State, 1985) – Offensive Coordinator/Quarterbacks – 2nd Year

**ROBB SMITH** (Allegheny College, 1997) – Defensive Coordinator/Secondary – 1st Year

**RANDY SHANNON** (Miami, 1988) – Senior Associate Head Coach/Linebackers – 2nd Year

**SAM PITTMAN** (Pittsburg State, 1986) – Assoc. Hc/Recruiting Coord./Offensive Line – 2nd Year

**CLAY JENNINGS** (North Texas, 1996) – Defensive Backs – 1st Year

**BARRY LUNNEY JR.** (Arkansas, 1996) – Tight Ends – 2nd Year

**RORY SEGREST** (Alabama, 1996) – Defensive Line/Specialists – 1st Year

**MICHAEL SMITH** (Kansas State, 1995) – Wide Receivers – 2nd Year

**JOEL THOMAS** (Idaho, 1998) – Running Backs – 2nd Year

## SUPPORT STAFF

**BEN HERBERT** (Wisconsin, 2002) – Head Strength and Conditioning Coach

**MARK TAURISANI** (SUNY Fredonia, 2003) – Director of Football Operations

**BOBBY ALLEN** (Virginia Tech, 1983) – Director of High School and NFL Relations



# ARKANSAS

ALABAMA • ARKANSAS • AUBURN • FLORIDA • GEORGIA • KENTUCKY • LSU • OLE MISS

## RETURNING OFFENSIVE STARTERS

No.	Name	POS	CLASS	HT	WT	EXP	Hometown/Last School
10	Brandon Allen	QB	Jr.	6-3	215	2L	Fayetteville, Ark./Fayetteville HS
55	Denver Kirkland	OL	So.	6-5	330	1L	Miami, Fla./Booker T. Washington HS
76	Dan Skipper	OT	So.	6-10	316	1L	Arvada, Colo./Ralston Valley HS
74	Brey Cook	OL	Sr.	6-7	322	3L	Springdale, Ark./Har-Ber HS
32	Jonathan Williams	RB	Jr.	6-0	225	2L	Allen, Texas/Allen HS
84	Hunter Henry	TE	So.	6-6	255	1L	Little Rock, Ark./Pulaski Academy
4	Keon Hatcher	WR	Jr.	6-2	210	2L	Owasso, Okla./Owasso HS

## RETURNING DEFENSIVE STARTERS

No.	Name	POS	CLASS	HT	WT	EXP	Hometown/Last School
86	Trey Flowers	DE	Sr.	6-4	268	3L	Huntsville, Ala./Columbia HS
51	Brooks Ellis	LB	So.	6-2	244	1L	Fayetteville, Ark./Fayetteville HS
9	Will Hines	CB	Jr.	6-1	191	2L	Waco, TX/ Waco HS
8	Tevin Mitchel	CB	Sr.	6-0	190	3L	Mansfield, TX/ Legacy HS
27	Alan Turner	S	Sr.	6-0	204	3L	Junction City, Ark./Junction City HS
26	Rohan Gaines	S	Jr.	5-11	200	2L	Bainbridge, GA/ Bainbridge HS

## STARTERS LOST

Name	POS	CLASS	HT	WT
Travis Swanson	C	Sr.	6-5	315
David Hurd	OT	Sr.	6-6	318
Kiero Small	FB	Sr.	5-10	242
Javontee Herndon	WR	Sr.	6-1	197
Chris Smith	DE	Sr.	6-3	268
Robert Thomas	DT	Sr.	6-3	325
Byran Jones	DT	Sr.	6-2	318
Jarrett Lake	LB	Sr.	6-3	235
Eric Bennett	S	Sr.	6-0	200
Zach Hocker	K	Sr.	6-0	191

## RETURNING STATISTICAL LEADERS

RUSHING	G	ATT	YDS	AVG	TD	YPG
Alex Collins	12	190	1,026	5.4	4	85.5
J. Williams	12	150	900	6.0	4	75.0

PASSING	G	PE	C-A-I	PCT.	YDS	TD	YPG
Brandon Allen	11	109.02	128-258-10	49.6	1,552	13	141.1

RECEIVING	G	REC	YDS	AVG	TD	YPG
Hunter Henry	12	28	409	14.6	4	34.1
Keon Hatcher	10	27	346	12.8	2	34.6

KO RETURNS	NO	YDS	AVG	TD	LG
Korliss Marshall	19	422	22.2	0	87
Keon Hatcher	9	198	22.0	0	35
Eric Hawkins	4	90	22.5	0	27

INTERCEPTIONS	NO	YDS	AVG	TD	LG
Alan Turner	2	24	12.0	0	24
Tevin Mitchel	1	26	26.0	1	26

TACKLES	TOTAL	TFL	SACKS	INT	PBU	FF-FR
Alan Turner	97	0.5-0	-	2-24	5	0-0
Bray Mitchell	77	2.0-16	1.0-14	-	3	1-0
Tevin Mitchel	47	3.0-9	-	1-26	5	0-0
Darius Philon	46	9.0-38	3.0-22	-	0	2-0
Trey Flowers	44	13.5-58	5.0-38	1-0	2	3-0

## 2013 RESULTS

3-9 Overall • 0-8 SEC

Home: 3-4 Away: 0-5 vs. Neutral: 0-0 vs. Division: 0-6 vs. Top 25: 0-6

Aug. 31	[--/rv]	LOUISIANA-LAFAYETTE [TV:6-9-10]	W	34-14	69,801
Sept. 7	[rv/rv]	SAMFORD (Little Rock) [TV: 10-11-13]	W	31-21	47,358
Sept. 14	[--/rv]	SOUTHERN MISS [TV: 5-10-13]	W	24-3	63,067
Sept. 21	[rv/rv]	at Rutgers [TV: 2-6]	L	24-28	51,969
Sept. 28		TEXAS A&M* [TV: 3-6] (10/9)	L	33-45	72,613
Oct. 5		at Florida* [TV: 3-6] (18/19)	L	10-30	90,043
Oct. 12		SOUTH CAROLINA* [TV: 5-10-13] (14/12)	L	7-52	66,302
Oct. 19		at Alabama* [TV: 2-6] (1/1)	L	0-52	101,821
Nov. 2		AUBURN* [TV:3-6] (8/11)	L	17-35	66,835
Nov. 9		at Ole Miss* [TV: 5-10-13] (rv/rv)	L	24-34	60,856
Nov. 23		MISSISSIPPI STATE* [TV: 5-10-13]	L	17-24 OT	45,198
Nov. 29		at LSU* [TV:1] (15/15)	L	27-31	89,656

## ARKANSAS Team Information

BASIC OFFENSE: Multiple

BASIC DEFENSE: 4-3

### LETTERMEN RETURNING: 44

OFFENSE: 21

DEFENSE: 20

SPECIALTY: 3

### LETTERMEN LOST: 20

OFFENSE: 10

DEFENSE: 9

SPECIALTY: 1

### STARTERS RETURNING: 14

OFFENSE: 7

DEFENSE: 6

SPECIALTY: 1

### STARTERS LOST: 10

OFFENSE: 4

DEFENSE: 5

SPECIALTY: 1

**NOTE: Specialists include punter and place-kicker only.**



## ALL-STAR CANDIDATES

### Trey FLOWERS

Senior • DE • 6-4 • 268 • Huntsville, Ala.



- 2013 All-SEC second-team (coaches) and was an All-SEC Freshman selection in 2011
- Has appeared in 36 games and made 26 starts. He has recorded 122 tackles, 32.0 for loss with 12.0 sacks, 17 quarterback hurries, three forced fumbles, seven pass breakups and one interception. He is tied for 11th on Arkansas' career tackles for loss list and is tied for 16th on the school's career sacks list

### Jonathan WILLIAMS

Junior • RB • 6-0 • 225 • Allen, Texas



- Was named to the Doak Walker Award Watch List in 2013
- Veteran of the Arkansas running back group who played in all 12 games and made 11 starts in 2013
- Finished 2013 with 150 rushes for 900 yards and four touchdowns, seven receptions for 72 yards and two touchdowns and was 1-for-1 passing for 21 yards and a touchdown
- Became the first Arkansas player to run, pass and catch a touchdown in a season since Darren McFadden in 2007
- Average of 6.0 yards per carry in 2013 ranked 12th on Arkansas' single-season list

### Hunter HENRY

Sophomore • TE • 6-6 • 255 • Little Rock, Ark.



- Named Freshman All-America by the FWAA, Sporting News, Athlon, Phil Steele, College Football News, Bleacher Report and 247Sports
- Was named to All-SEC Second-Team by the Associated Press, Athlon and Phil Steele
- Named to the SEC All-Freshman Team
- One of two freshmen named to the mid-season Mackey Award Watch List
- Caught 28 passes in 2013 for 409 yards and a team-high-tying four touchdowns after appearing in 12 games with seven starts

### Alex COLLINS

Sophomore • RB • 5-11 • 215 • Ft. Lauderdale, Fla.



- Named 2013 SEC Freshman of the Year by the Associated Press
- Earned Freshman All-America honors from the FWAA, Sporting News, Athlon, Phil Steel, College Football News, Bleacher Reports and 247Sports
- A member of the 2013 Freshman All-SEC team
- The second freshman in school history, 10th in SEC history and 68th in NCAA history to reach 1,000 yards, finishing the season with 1,026 (which led all freshmen nationally in 2013) on 190 carries with four touchdowns. He added 63 yards on 11 receptions for a team high 1,089 all-purpose yards



# ARKANSAS

ALABAMA • ARKANSAS • AUBURN • FLORIDA • GEORGIA • KENTUCKY • LSU • OLE MISS

## 2014 ROSTER

No.	Name	POS	HT	WT	CL/EXP	Hometown
8	Austin Allen	QB	6-1	212	Fr.-RS	Fayetteville, Ark.
10	Brandon Allen	QB	6-3	215	Jr.-2L	Fayetteville, Ark.
16	Troy Allison	QB	6-2	180	Fr.-HS	McGregor, Texas
15	Anthony Antwine	WR	6-4	220	Fr.-RS	Plano, Texas
40	Patrick Arinze	FB	5-10	257	Sr.-SQ	La Mesa, Calif.
37	Toby Baker	P	6-3	199	So.-SQ	Memphis, Tenn.
97	Tevin Beanum	DE	6-5	265	Fr.-RS	Forrest City, Ark.
68	Austin Beck	OT	6-7	312	Jr.-SQ	Nowata, Okla.
69	Cordale Boyd	DL	6-3	295	So.-1L	Memphis, Tenn.
45	Alex Brignoni	DB	6-1	206	Fr.-RS	Fayetteville, Ark.
53	Anthony Brown	DE	6-4	221	Fr.-HS	Miami, Fla.
52	Daunte Carr	LB	6-3	224	Sr.-3L	Gainesville, Ga.
75	Luke Charpentier	C	6-4	310	Sr.-3L	Cut Off, La.
18	Cameron Colbert	ATH	6-2	190	Fr.-HS	Little Rock, Ark.
7	Tiquention Coleman	LB	5-10	212	Sr.-1L	Mauldin, S.C.
20	De'Andre Coley	S	6-1	201	Fr.-RS	Miami, Fla.
3	Alex Collins	RB	5-11	215	So.-1L	Fort Lauderdale, Fla.
29	Jared Collins	CB	6-0	180	So.-1L	Tulsa, Okla.
45	Tyler Colquitt	FB	5-11	245	Fr.-HS	Little Rock, Ark.
74	Brey Cook	OG	6-7	322	Sr.-3L	Springdale, Ark.
1	Jared Cornelius	WR	6-1	200	Fr.-HS	Shreveport, La.
82	Alan D'Appollonio	SNP	6-0	238	Sr.-3L	Phoenix, Ariz.
59	Marcus Danenhauer	OG	6-5	315	Jr.-SQ	Bentonville, Ark.
39	Juan Day	RB	6-2	210	Fr.-HS	North Little Rock, Ark.
66	Adam Deacon	OG	6-1	320	Jr.-SQ	Little Rock, Ark.
2	D.J. Dean	CB	5-10	200	So.-1L	Newton, Texas
11	AJ Derby	TE	6-5	255	Sr.-1L	Iowa City, Iowa
25	Matt Dodson	DB	5-10	211	Fr.-RS	McKinney, Texas
49	Will Duncan	TE	6-3	235	Fr.-RS	Little Rock, Ark.
87	Kendrick Edwards	WR	6-6	205	Fr.-HS	Miami, Fla.
51	Brooks Ellis	LB	6-2	244	So.-1L	Fayetteville, Ark.
56	Matt Emrich	SNP	6-3	185	So.-1L	El Dorado, Ark.
35	Dwayne Eugene	LB	6-1	236	Fr.-HS	Marrero, La.
25	Denzell Evans	RB	6-0	222	Fr.-RS	Houston, Texas
86	Trey Flowers	DE	6-4	268	Sr.-3L	Huntsville, Ala.
16	Cornelius Floyd	CB	6-1	190	Fr.-HS	Miami, Fla.
26	Rohan Gaines	S	5-11	200	Jr.-2L	Bainbridge, Ga.
62	Johnny Gibson	OL	6-5	315	Fr.-HS	Dumas, Ark.
32	Drew Gorton	SNP	6-0	200	Jr.-SQ	Fayetteville, Ark.
44	Khalia Hackett	LB	6-3	231	Fr.-HS	Douglasville, Ga.
95	Jake Hall	DE	6-5	250	Fr.-HS	Springdale, Ark.
71	Jackson Hannah	OL	6-2	301	Fr.-HS	Bentonville, Ark.
41	Josh Harris	LB	5-11	200	Fr.-HS	Pine Bluff, Ark.
4	Keon Hatcher	WR	6-2	210	Jr.-2L	Owasso, Okla.
14	Eric Hawkins	WR	6-0	180	So.-1L	Longview, Texas
98	Cole Hedlund	K	5-10	170	Fr.-HS	Argyle, Texas
31	Keegan Heller	LB	6-0	230	Fr.-HS	Greenwood, Ark.
84	Hunter Henry	TE	6-6	255	So.-1L	Little Rock, Ark.
43	John Henson	K	5-11	172	Sr.-1L	Southlake, Texas
9	Will Hines	CB	6-1	191	Jr.-2L	Waco, Texas
93	DeMarcus Hodge	DT	6-1	330	Jr.-2L	Monroe, La.
81	Cody Hollister	WR	6-4	208	So.-TR	Bend, Ore.
92	Sam Irwin-Hill	P/K	6-3	209	Sr.-1L	Bendigo, Australia
78	Bijhon Jackson	DT	6-2	334	Fr.-HS	El Dorado, Ark.
79	Cameron Jefferson	OL	6-6	300	Sr.-TR	Las Vegas, Nev.
94	Taiwan Johnson	DT	6-3	255	So.-SQ	Manvel, Texas

No.	Name	POS	HT	WT	CL/EXP	Hometown
41	Chris Jones	FB	5-11	245	Fr.-RS	DeQueen, Ark.
55	Denver Kirkland	OL	6-5	330	So.-1L	Miami, Fla.
54	Reeve Koehler	OG	6-4	331	Fr.-RS	Kailua, Hawai'i
36	Jack Kraus	TE	6-5	260	Fr.-HS	Bentonville, Ark.
37	Garrett Krueger	DB	5-11	187	Fr.-HS	St. Louis, Mo.
28	Josh Liddell	S	6-1	205	Fr.-HS	Pine Bluff, Ark.
99	Brandon Lewis	DE	6-5	258	So.-1L	Memphis, Tenn.
89	Mitchell Loewen	DL	6-4	282	Jr.-2L	Lahaina, Hawai'i
24	Ryder Lucas	DB	6-1	185	Fr.-HS	The Woodlands, Texas
90	Ke'Tyrus Marks	DT	6-2	303	Fr.-RS	West Palm Beach, Fla.
33	Korliss Marshall	RB	6-0	205	So.-1L	Osceola, Ark.
67	Johnathan McClure	OL	6-4	330	Sr.-SQ	Wichita, Kan.
48	Adam McFain	K	6-0	180	So.-SQ	Greenwood, Ark.
13	Davyon McKinney	S	6-3	207	Jr.-2L	Forrest City, Ark.
31	Connor McPherson	RB	5-7	210	Fr.-HS	Woodlands, Texas
34	Braylon Mitchell	LB	6-3	235	Sr.-3L	North Little Rock, Ark.
7	Damon Mitchell	WR	6-2	212	Fr.-RS	Egg Harbor City, N.J.
80	Drew Morgan	WR	6-0	194	So.-1L	Greenwood, Ark.
19	Marty Murad	WR	5-9	185	So.-HS	Dallas, Texas
17	Chris Murphy	CB	5-10	186	Fr.-HS	Marietta, Ga.
50	Grady Ollison	OT	6-5	293	Jr.-2L	Malvern, Ark.
9	Rafe Peavey	QB	6-2	202	Fr.-HS	Bolivar, Mo.
22	Otha Peters	LB	6-2	230	Jr.-2L	Covington, La.
91	Darius Philon	DT	6-3	287	So.-1L	Mobile, Ala.
72	Frank Ragnow	OT	6-6	292	Fr.-HS	Chanhassen, Minn.
18	Santos Ramirez	CB	6-1	172	Fr.-HS	Shreveport, La.
11	Randy Ramsey	LB	6-4	222	Fr.-HS	Fort Lauderdale, Fla.
40	Matt Reynolds	LB	6-1	208	Fr.-RS	McKinney, Texas
30	Kevin Richardson	DB	6-0	161	Fr.-RS	Jacksonville, Ark.
5	Jojo Robinson	WR	6-0	185	Fr.-HS	Miami, Fla.
82	Luke Rossi	WR	5-11	186	Fr.-HS	Edmond, Okla.
42	Lane Saling	K	5-8	152	Fr.-HS	Owasso, Okla.
29	Chris Saunders	WR	5-11	190	So.-SQ	Dallas, Texas
76	Dan Skipper	OL	6-10	316	So.-1L	Arvada, Colo.
38	Kohl Slaughter	FB	6-2	235	Fr.-RS	Webb City, Mo.
65	Mitch Smothers	OG	6-4	320	Jr.-2L	Springdale, Ark.
47	Martrell Spaight	LB	6-0	232	Sr.-1L	Little Rock, Ark.
83	Jeremy Sprinkle	TE	6-6	241	So.-2L	White Hall, Ark.
70	Chris Stringer	OT	6-7	331	Sr.-1L	Rancho Cucamonga, Calif.
13	Scotty Thurman	WR	5-11	195	So.-SQ	Pine Bluff, Ark.
15	Henre' Toliver	CB	6-1	192	Fr.-HS	Marrero, La.
27	Alan Turner	S	6-0	204	Sr.-3L	Junction City, Ark.
73	Sebastian Tretola	OT	6-5	315	Jr.-TR	San Bernardino, Calif.
46	Alex Voelzke	TE	6-6	260	Jr.-2L	Longview, Texas
24	Kody Walker	FB	6-2	247	Jr.-1L	Jefferson City, Mo.
60	Brian Wallace	OT	6-6	315	Fr.-HS	Florissant, Mo.
73	Jeremy Ward	DL	6-4	288	So.-SQ	Pottsville, Ark.
21	Carroll Washington	CB	6-0	185	Sr.-1L	Baltimore, Md.
49	Armon Watts	DT	6-5	288	Fr.-HS	St. Louis, Mo.
32	Jonathan Williams	RB	6-0	225	Jr.-2L	Allen, Texas
42	Josh Williams	LB	6-2	240	So.-TR	Ft. Lauderdale, Fla.
85	Demetrius Wilson	WR	6-3	198	Sr.-1L	Glendale, Ariz.
6	JaMichael Winston	DE	6-5	255	So.-1L	Pritchard, Ala.
48	Deatrich Wise Jr.	DE	6-6	272	So.-1L	Carrollton, Texas





## YEAR-BY-YEAR RECORDS

Year	Coach	Conf	SEC Finish	Overall	Bowls
1894	John C. Futrall			2-1	
1895	John C. Futrall			1-0	
1896	John C. Futrall			2-1	
1897	B.N. Wilson			2-0-1	
1898	B.N. Wilson			2-1	
1899	Colbert Searles			3-1-1	
1900	Colbert Searles			2-1-1	
1901	Charles Thomas			3-5	
1902	Charles Thomas			6-3	
1903	D.A. McDaniel			3-4	
1904	A.D. Brown			4-3	
1905	A.D. Brown			2-6	
1906	F.C. Longman			2-4-2	
1907	F.C. Longman			3-4-1	
1908	Hugo Bezdek			5-4	
1909	Hugo Bezdek			7-0	
1910	Hugo Bezdek			7-1	
1911	Hugo Bezdek			6-2-1	
1912	Hugo Bezdek			4-6	
1913	E.T. Pickering			7-2	
1914	E.T. Pickering			4-5	
1915	T.T. McConnell	1-1	2†	4-2-1	
1916	T.T. McConnell	0-2	5†	4-4	
1917	Norman Paine	0-1-1	6	5-1-1	
1918	Norman Paine	0-1	6†	3-2	
1919	J.B. Craig	1-2	5	3-4	
1920	G.W. McLaren	2-0-1	2	3-2-2	
1921	G.W. McLaren	2-1	3	5-3-1	
1922	Francis Schmidt	1-3	6	5-4	
1923	Francis Schmidt	2-2	4†	6-2-1	
1924	Francis Schmidt	1-2-1	7	7-2-1	
1925	Francis Schmidt	2-2-1	4†	4-4-1	
1926	Francis Schmidt	2-2	3†	5-5	
1927	Francis Schmidt	3-1	3	8-1	
1928	Francis Schmidt	3-1	2	7-2	
1929	Fred Thomsen	3-2	3	7-2	
1930	Fred Thomsen	2-2	5	3-6	
1931	Fred Thomsen	0-4	7	3-5-1	
1932	Fred Thomsen	1-4	7	1-6-2	
1933	Fred Thomsen	4-1	1	7-3-1	Dixie
1934	Fred Thomsen	2-3-1	5	4-4-2	
1935	Fred Thomsen	2-4	5	5-5	
1936	Fred Thomsen	5-1	1	7-3	
1937	Fred Thomsen	3-2-1	3	6-2-2	
1938	Fred Thomsen	1-5	6†	2-7-1	
1939	Fred Thomsen	2-3-1	5	4-5-1	
1940	Fred Thomsen	1-5	6	4-6	
1941	Fred Thomsen	0-6	7	3-7	
1942	George Cole	0-6	7	3-7	
1943	John Tomlin	1-4	5†	2-7	
1944	Glen Rose	2-2-1	3	5-5-1	
1945	Glen Rose	1-5	7	3-7	
1946	John Barnhill	5-1	1†	6-3-2	Cotton
1947	John Barnhill	1-4-1	5†	6-4-1	Dixie
1948	John Barnhill	2-4	5	5-5	
1949	John Barnhill	2-4	6	5-5	
1950	Otis Douglas	1-5	7	2-8	
1951	Otis Douglas	2-4	6	5-5	
1952	Otis Douglas	1-5	7	2-8	
1953	Bowden Wyatt	2-4	5	3-7	
1954	Bowden Wyatt	5-1	1	8-3	Cotton
1955	Jack Mitchell	3-2-1	4	5-4-1	
1956	Jack Mitchell	3-3	4	6-4	
1957	Jack Mitchell	2-4	5†	6-4	
1958	Frank Broyles	2-4	5†	4-6	
1959	Frank Broyles	5-1	1†	9-2	Gator
1960	Frank Broyles	6-1	1	8-3	Cotton
1961	Frank Broyles	6-1	1†	8-3	Sugar
1962	Frank Broyles	6-1	2	9-2	Sugar
1963	Frank Broyles	3-4	4	5-5	
1964	Frank Broyles	7-0	1	11-0	Cotton
1965	Frank Broyles	7-0	1	10-1	Cotton
1966	Frank Broyles	5-2	2†	8-2	
1967	Frank Broyles	3-3-1	5	4-5-1	
1968	Frank Broyles	6-1	1†	10-1	Sugar
1969	Frank Broyles	6-1	2	9-2	Sugar
1970	Frank Broyles	6-1	2	9-2	
1971	Frank Broyles	5-1-1	2	8-3-1	Liberty
1972	Frank Broyles	3-4	4†	6-5	
1973	Frank Broyles	3-3-1	4†	5-5-1	
1974	Frank Broyles	3-3-1	4†	6-4-1	
1975	Frank Broyles	6-1	1†	10-2	Cotton

Year	Coach	Conf	SEC Finish	Overall	Bowls
1976	Frank Broyles	3-4-1	6	5-5-1	-
1977	Lou Holtz	7-1	2	11-1	Orange
1978	Lou Holtz	6-2	2†	9-2-1	Fiesta
1979	Lou Holtz	7-1	1†	10-2	Sugar
1980	Lou Holtz	3-5	6†	7-5	Hall of Fame
1981	Lou Holtz	5-3	4	8-4	Gator
1982	Lou Holtz	5-2-1	3	9-2-1	Bluebonnet
1983	Lou Holtz	4-4	5	6-5	-
1984	Ken Hatfield	5-3	3†	7-4-1	Liberty
1985	Ken Hatfield	6-2	2†	10-2	Holiday
1986	Ken Hatfield	6-2	2†	9-3	Orange
1987	Ken Hatfield	5-2	2†	9-4	Liberty
1988	Ken Hatfield	7-0	1	10-2	Cotton
1989	Ken Hatfield	7-1	1	10-2	Cotton
1990	Jack Crowe	1-7	7	3-8	-
1991	Jack Crowe	5-3	2†	6-6	Independence
1992	Jack Crowe/Joe Kines	3-4-1	4-W	3-7-1	-
1993	Danny Ford	#4-3-1	2-W	#6-4-1	-
1994	Danny Ford	2-6	T4-W	4-7	-
1995	Danny Ford	6-2	1-W	8-5	Carquest
1996	Danny Ford	2-6	5-W	4-7	-
1997	Danny Ford	2-6	T5-W	4-7	-
1998	Houston Nutt	6-2	T1-W	9-3	Citrus
1999	Houston Nutt	4-4	T3-W	8-4	Cotton
2000	Houston Nutt	3-5	T5-W	6-6	Las Vegas
2001	Houston Nutt	4-4	T3-W	7-5	Cotton
2002	Houston Nutt	5-3	T1-W	9-5	Music City
2003	Houston Nutt	4-4	4-W	9-4	Independence
2004	Houston Nutt	3-5	T3-W	5-6	-
2005	Houston Nutt	2-6	4-W	4-7	-
2006	Houston Nutt	7-1	1-W	10-4	Capital One
2007	Houston Nutt	4-4	T3-W	8-5	^ Cotton
2008	Bobby Petrino	2-6	T4-W	5-7	-
2009	Bobby Petrino	3-5	T4-W	8-5	Liberty
2010	Bobby Petrino	6-2	T2-W	10-3	Sugar
2011	Bobby Petrino	6-2	3-W	11-2	Cotton
2012	John L. Smith	2-6	6-W	4-8	-
2013	Bret Bielema	0-8	7-W	3-9	-

# Includes game forfeited to Arkansas; Joined SEC in 1992  
 ^ Reggie Herring coached the bowl game

## BOWL RESULTS (13-23-3)

Bowl	Opponent	Result	Date
Dixie	Centenary	T 7-7	1-1-34
Cotton	LSU	T 0-0	1-1-47
Dixie	William & Mary	W 21-19	1-1-48
Cotton	Georgia Tech	L 6-14	1-1-55
Gator	Georgia Tech	W 14-7	1-1-60
Cotton	Duke	L 6-7	1-1-61
Sugar	Alabama	L 3-10	1-1-62
Sugar	Ole Miss	L 13-17	1-1-63
Cotton	Nebraska	W 10-7	1-1-65
Cotton	LSU	L 7-14	1-1-66
Sugar	Georgia	W 16-2	1-1-69
Sugar	Ole Miss	L 22-27	1-1-70
Liberty	Tennessee	L 13-14	12-20-71
Cotton	Georgia	W 31-10	1-1-76
Orange	Oklahoma	W 31-6	1-2-78
Fiesta	UCLA	T 10-10	12-25-78
Sugar	Alabama	L 9-24	1-1-80
Hall of Fame	Tulane	W 34-15	12-27-80
Gator	North Carolina	L 27-31	12-28-81
Bluebonnet	Florida	W 28-24	12-31-82
Liberty	Auburn	L 15-21	12-27-84
Holiday	Arizona State	W 18-17	12-22-85
Orange	Oklahoma	L 8-42	1-1-87
Liberty	Georgia	L 17-20	12-29-87
Cotton	UCLA	L 3-17	1-2-89
Cotton	Tennessee	L 27-31	1-1-90
Independence	Georgia	L 15-24	12-29-91
Carquest	North Carolina	L 10-20	12-30-95
Citrus	Michigan	L 31-45	1-1-99
Cotton	Texas	W 27-6	1-1-2000
Las Vegas	UNLV	L 14-31	12-21-2000
Cotton	Oklahoma	L 3-10	1-1-2001
Music City	Minnesota	L 14-29	12-30-2002
Independence	Missouri	W 27-14	12-31-2003
Capital One	Wisconsin	L 14-17	1-1-2007
Cotton	Missouri	L 7-38	1-1-2008
Liberty	East Carolina	W 20-17	1-2-2010
Sugar	Ohio State	L 26-31	1-4-2011
Cotton	Kansas State	W 29-16	1-6-2012



## 2014 SCHEDULE

Aug. 30	ARKANSAS*	AU leads 12-10-1
Sept. 6	SAN JOSE STATE	First Meeting
Sept. 18	at Kansas State	AU leads 3-0
Sept. 27	LOUISIANA TECH	AU leads 11-0-1
Oct. 4	LSU*	LSU leads 27-16-1
Oct. 11	at Mississippi State*	AU leads 61-24-2
Oct. 25	SOUTH CAROLINA*	AU leads 9-1-1
Nov. 1	at Ole Miss*	AU leads 28-10
Nov. 8	TEXAS A&M*	TAMU leads 3-1
Nov. 15	at Georgia*	AU leads 55-54-8
Nov. 22	SAMFORD	AU leads 26-0-1
Nov. 29	at Alabama*	UA leads 35-42-1

## Auburn University Tiger Quick Facts

**LOCATION:** Auburn, Alabama

**FOUNDED:** 1856

**ENROLLMENT:** 25,469

**NICKNAME:** Tigers

**COLORS:** Burnt Orange (PMS 158)  
and Navy Blue (PMS 289)

**STADIUM:** Jordan-Hare Stadium  
(87,451)

**PLAYING SURFACE:** Natural Grass

**FIRST GAME:** Nov. 30, 1939 –  
Auburn 7, Florida 7

**HOME RECORD:** 296-74-7 (.794)

**HOME ATTENDANCE:** 685,252  
(85,656 avg./97.95% Capacity)

**ALL-TIME RECORD:** 726-416-47  
(.630/1,189 games)

**2013 RECORD:** 12-2 (8-0 H, 3-1 A,  
1-1 N, 5-1 vs. Western Division)

**2013 SEC RECORD/FINISH:** 7-1/  
1st SEC West

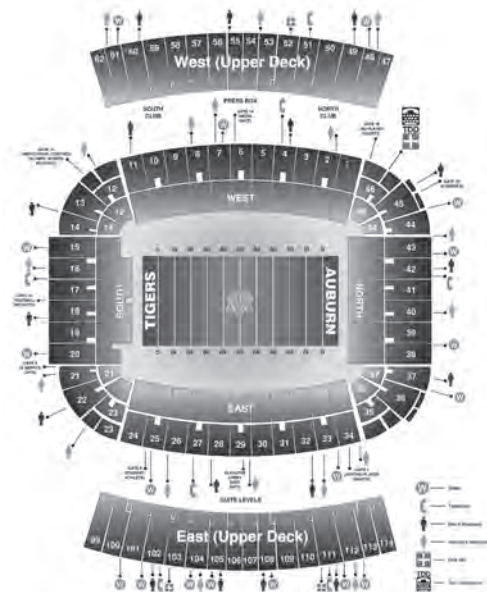
**SEC CHAMPIONSHIPS:** 8 (1957,  
83, 87, 88†, 89†, 2004, 2010,  
2013)

**BOWL:** VIZIO BCS National  
Championship Game, Pasadena,  
Calif. (Auburn 31, Florida State 34)

**BOWL APPEARANCES:** 38

**BOWL RECORD:** 22-14-2 (.605)

**LAST BOWL APPEARANCE:** VIZIO  
BCS National Championship  
Game, Pasadena, Calif. (lost to  
Florida State, 31-34, Jan. 6, 2014)



**DR. JAY GOGUE**  
President/Chancellor  
(Auburn, '69)



**MARY BOUDREAUX**  
Faculty Representative  
(LSU, '79)



**JAY JACOBS**  
Athletics Director  
(Auburn, '85)



**GUS MALZAHN**  
Head Football Coach  
(Henderson State, '90)



# GUS MALZAHN



**HOMETOWN:** Fort Smith, Ark.

**ALMA MATER:** Henderson State, 1990

**PLAYING CAREER:** Arkansas, 1984-85; Henderson State, 1988-89

**COACHING EXPERIENCE:** Head coach, Arkansas State (2012); Offensive coordinator: Auburn (2009-11); Tulsa (2007-08); Arkansas (2006); Arkansas high school head coach (1992-2005); Head Coach, Auburn (2013-present)

**COACHING HIGHLIGHTS:** 2012 Sun Belt champions; offensive coordinator of 2010 national champion Auburn Tigers; 2013 SEC Champions; 2014 BCS National Championship Game

**BORN:** October 28, 1965

**WIFE:** Kristi

**CHILDREN:** Kylie, Kenzie

## YEAR-BY-YEAR

Year	School	Conf.	Pct.	All	Pct.	Bowl
2012	Arkansas State	7-1	.875	9-3	.750	*GoDaddy.com
2013	Auburn	7-1	.875	12-2	.857	BCS NCG
<b>TOTALS</b>		<b>14-2</b>	<b>.875</b>	<b>21-5</b>	<b>.750</b>	<b>2 Years</b>
<b>Auburn Record</b>		<b>7-1</b>	<b>.875</b>	<b>12-2</b>	<b>.857</b>	<b>1 Year</b>
Arkansas State Record		7-1	.875	9-3	.750	1 Year
BOWL RECORD:		0-1	.000			

\* did not coach team in bowl game

## ASSISTANT COACHES

**DAMEYUNE CRAIG** (Auburn, 2002) – Co-offensive coordinator, wide receivers – 2nd Year

**SCOTT FOUNTAIN** (Samford, 1988) – Special teams coordinator, tight ends – 2nd Year

**RODNEY GARNER** (Auburn, 1990) – Associate head coach, recruiting coordinator, defensive line – 2nd Year

**J.B. GRIMES** (Henderson State, 1977) – Offensive line – 2nd Year

**CHARLIE HARBISON** (Gardner-Webb, 1995) – Co-defensive coordinator, safeties – 2nd Year

**TIM HORTON** (Arkansas, 1990) – Running backs – 2nd Year

**ELLIS JOHNSON** (The Citadel, 1975) – Defensive coordinator, linebackers – 2nd Year

**RHETT LASHLEE** (Arkansas, 2006) – Offensive coordinator, quarterbacks – 2nd Year

**MELVIN SMITH** (Millsaps, 1982) – Cornerbacks – 2nd Year

## SUPPORT STAFF

**DAVID GUNN** (Arkansas, 1987) – Assistant Athletic Director/ Football

**JAMIE CROLEY** (Oklahoma Baptist, 1995) – Director of Football Operations

**KENNY INGRAM** (Arkansas State, 1999) – Director of Player Development

**DOUG GOODWIN** (Auburn, 1984) – Director of High School Relations

**RYAN RUSSELL** (West Liberty, 2003) – Director of Strength and Conditioning

**BRETT WHITESIDE** (Arkansas State, 2012) – Director of Recruiting Operations

**CASEY WOODS** (Tennessee, 2006) – Director of Scouting



# AUBURN

ALABAMA • ARKANSAS • AUBURN • FLORIDA • GEORGIA • KENTUCKY • LSU • OLE MISS

## RETURNING OFFENSIVE STARTERS

No.	Name	POS	CLASS	HT	WT	EXP	Hometown/Last School
4	Quan Bray	WR	Sr.	5-10	195	3L	LaGrange, Ga./Troup Co.
18	Sammie Coates	WR	Jr.	6-2	201	2L	Leroy, Ala./Leroy
50	Reese Dismukes	C	Sr.	6-3	295	3L	Spanish Fort, Ala./Spanish Fort
63	Alex Kozan	OG	So.	6-4	300	1L	Castle Rock, Colo./Valor Christian
5	Ricardo Louis	WR	Jr.	6-2	212	2L	Miami, Fla./Miami Beach Senior
14	Nick Marshall	QB	Sr.	6-1	210	1L	Pineview, Ga./Wilcox County
62	Chad Slade	OG	Sr.	6-5	315	3L	Moody, Ala./Moody
81	C.J. Uzomah	TE	Sr.	6-5	264	3L	Suwanee, Ga./North Gwinnett
56	Avery Young	OT	So.	6-6	315	1L	Palm Beach Gardens, Fla./Palm Beach Gardens

## RETURNING DEFENSIVE STARTERS

No.	Name	POS	CLASS	HT	WT	EXP	Hometown/Last School
8	Cassanova McKinzy	LB	Jr.	6-3	249	2L	Birmingham, Ala./Woodlawn
6	Jonathon Mincy	DB	Sr.	5-10	196	3L	Decatur, Ga./Southwest DeKalb
10	LaDarius Owens	DE	Sr.	6-2	259	3L	Bessemer, Ala./Jess Lanier
27	Robenson Therezie	Star	Sr.	5-9	212	3L	Miami, Fla./Jackson
9	Jermaine Whitehead	DB	Sr.	5-11	193	3L	Greenwood, Miss./Amanda Elzy
90	Gabe Wright	DL	Sr.	6-3	284	3L	Columbus, Ga./Carver

## STARTERS LOST

Name	POS	CLASS	HT	WT
Steven Clark	P	Sr.	6-5	232
Chris Davis	DB	Sr.	5-11	198
Nosa Eguae	DL	Sr.	6-3	268
Dee Ford	DL	Sr.	6-2	238
Jake Holland	LB	Sr.	6-1	243
Jake Lembke	DS	Sr.	6-2	240
Tre Mason	RB	Jr.	5-10	205
Cody Parkey	PK	Sr.	6-0	186
Jay Prosch	FB	Sr.	6-0	258
Greg Robinson	OT	So.	6-5	320
Ryan Smith	DB	Sr.	6-2	197

## RETURNING STATISTICAL LEADERS

RUSHING:	ATT	YARDS	AVG	TDS
Nick Marshall	172	1068	6.2	12
Corey Grant	66	647	9.8	6
Cameron Artis-Payne	91	610	6.7	6

PASSING:	ATT	COMP	INT	TDS	YARDS	PCT
Nick Marshall	239	142	6	14	1976	.594

RECEIVING:	REC	YARDS	AVG	AVG/GAME	TDS
Sammie Coates	42	902	21.5	64.4	7

TACKLES:	TOTAL	SOLO	ASST	INT	SACKS	TFL (YDS)
Cassanova McKinzy	75	43	32	1	2.0	8.0 (-21)

## 2013 RESULTS

12-2 Overall • 7-1 SEC

Home: 8-0 Away: 3-1 Neutral: 1-1 vs. Division: 5-1 vs. Top 25: 5-2

Aug. 31	Washington State [TV: 4-6]	W	31-24	85,095
Sept. 7	Arkansas State [TV: 9-10-13]	W	38-9	83,246
Sept. 14	Mississippi State* [TV: 3-6]	W	24-20	85,817
Sept. 21	at LSU* [TV: 2-6] (6/7)	L	21-35	92,638
Oct. 5	Ole Miss* [TV: 4-6] (24/rv)	W	30-22	86,504
Oct. 12	Western Carolina [TV: 10-11-13]	W	62-3	84,171
Oct. 19	at Texas A&M* [TV: 1] (7/7)	W	45-41	87,165
Oct. 26	Florida Atlantic [TV: 9-10-13]	W	45-10	85,517
Nov. 2	at Arkansas* [TV: 3-6]	W	35-17	66,835
Nov. 9	at Tennessee* [TV: 2-6]	W	55-23	102,455
Nov. 16	Georgia* [TV: 1] (25/rv)	W	43-38	87,451
Nov. 30	Alabama* [TV: 1] (1/1)	W	34-28	87,451
Dec. 7	vs. Missouri [TV: 1] (5/5)	W	59-42	75,632
	SEC Championship Game; Atlanta, Ga.			
Jan. 6	vs. Florida State [TV: 2-6] (1/1)	L	31-34	94,208
	VIZIO BCS National Championship Game; Pasadena, Calif.			

## AUBURN Team Information

**BASIC OFFENSE:** Spread

**BASIC DEFENSE:** 4-2-5

**LETTERMEN RETURNING: 53**

**OFFENSE:** 26

**DEFENSE:** 26

**SPECIALTY:** 1

**LETTERMEN LOST: 19**

**OFFENSE:** 6

**DEFENSE:** 10

**SPECIALTY:** 3

**STARTERS RETURNING: 16**

**OFFENSE:** 9

**DEFENSE:** 6

**SPECIALTY:** 1

**STARTERS LOST: 11**

**OFFENSE:** 3

**DEFENSE:** 5

**SPECIALTY:** 3

**NOTE:** Specialists include punter and place-kicker only.



## ALL-STAR CANDIDATES

### **Sammie COATES**

Junior • WR • 6-2 • 201 • Leroy, AL



- Big-play threat
- Birmingham News preseason All-SEC first-team
- Third in nation in yards per catch (21.5) and averaged 54.1 yards per touchdown catch
- Team-high 902 yards receiving (7th in SEC) on 42 receptions and seven touchdowns
- Had 14 receptions of 30+ yards
- Four games of 100+ yards receiving, including 139 yards at #6 LSU, 113 vs. Florida Atlantic, 104 at #7 Texas A&M and 102 at Arkansas

### **Reese DISMUKES**

Senior • C • 6-3 • 295 • Spanish Fort, AL



- Named to Rimington Trophy watch list for 2014, after being a finalist last season
- Birmingham News & Athlon preseason All-SEC first team
- Sporting News third-team All-American in 2013
- 37 career starts
- 124 knockdowns last year and graded more than 90% for season in 2013
- SEC Academic Honor Roll
- Ken Rice Award Award as Auburn's best blocking lineman in 2013

### **Nick MARSHALL**

Senior • QB • 6-1 • 210 • Pineview, GA



- Heisman Trophy candidate
- Avg. 234.2 yards total offense per game in 2013
- 1,976 yards passing, 1,068 rushing with 26 TDs accounted for
- Just the fourth QB in SEC history to rush for 1,000 yards in a season
- AP All-SEC honorable mention
- 3-time SEC Offensive Player of the Week
- Game-winning 73-yard TD pass to Ricardo Louis vs. Georgia, "The Prayer at Jordan-Hare"

### **Robenson THEREZIE**

Senior • DB • 5-9 • 212 • Miami, FL



- Starter at the star hybrid position for Auburn
- Birmingham News and Athlon preseason All-SEC second team
- Led Auburn with four interceptions and sixth with 57 tackles
- AP All-SEC honorable mention in 2013
- Jim Thorpe Award national defensive player of the week honors after 2 interceptions and seven tackles vs. Washington State in the season opener
- 78-yard interception return for a touchdown in first quarter of win over Ole Miss was the eighth longest in Auburn history



# AUBURN

ALABAMA • ARKANSAS • AUBURN • FLORIDA • GEORGIA • KENTUCKY • LSU • OLE MISS

## 2014 ROSTER

No.	Name	POS	HT	WT	YR	Hometown
1	Montravius Adams	DL	6-4	306	So.	Vienna, GA
74	Will Adams	OL	6-7	296	So.	Tyrone, GA
21	Mackentro Alexander	DB	5-11	203	So.	Immokalee, FL
41	Niko Anthony	DB	6-1	203	Sr.	Lithia, FL
44	Cameron Artis-Payne	RB	5-11	210	Sr.	Harrisburg, PA
25	Peyton Barber	RB	5-11	225	RFr.	Alpharetta, GA
40	Gage Batten	FB	6-0	242	So.	Palm Beach Gardens, FL
	Kalvaraz Bessent	DB	5-11	165	Fr.	St. Mary's, GA
84	Jack Bjork	P	6-1	200	RFr.	Dallas, TX
98	Angelo Blackson	DL	6-4	306	Sr.	Bear, DE
68	Kyle Bolstad	OL	6-4	280	So.	Brentwood, TN
	Markell Boston	DB	6-0	191	Fr.	Sharpsburg, GA
50	Ben Bradley	DL	6-1	303	Sr.	Norcross, GA
4	Quan Bray	WR	5-10	195	Sr.	LaGrange, GA
60	Alec Brown	DL	6-2	210	RFr.	Trussville, AL
	Myron Burton	WR	6-2	200	Fr.	Lawrenceville, GA
85	Wirth Campbell	TE	6-3	215	Jr.	Nashville, TN
38	Daniel Carlson	K	6-4	216	RFr.	Colorado Springs, CO
42	Blake Chapman	WR	5-10	178	RFr.	Huntsville, AL
83	Michael Clifton	LB	6-3	250	So.	Evans, GA
18	Sammie Coates	WR	6-2	201	Jr.	Leroy, AL
72	Shon Coleman	OL	6-6	310	So.	Memphis, TN
52	Xavier Dampier	OL	6-2	296	Jr.	Mendenhall, MS
97	Elijah Daniel	DL	6-2	263	So.	Indianapolis, IN
53	Devonte Danzey	OL	6-4	296	Jr.	Tampa, FL
	Deshawn Davis	LB	5-11	230	Fr.	Mobile, AL
80	Marcus Davis	WR	5-9	180	So.	Boynton Beach, FL
28	T.J. Davis	DB	6-1	196	So.	Tallahassee, FL
89	Jaylon Denson	WR	6-3	218	Jr.	Hoover, AL
76	Jordan Diamond	OL	6-6	318	So.	Chicago, IL
50	Reese Dismukes	OL	6-3	295	Sr.	Spanish Fort, AL
17	Ben Durand	QB	6-3	210	Jr.	Tyngsborough, MA
33	Kenny Flowers	LB	6-1	230	Jr.	Lilburn, GA
23	Johnathan Ford	DB	6-0	199	So.	Big Cove, AL
17	Kris Frost	LB	6-2	234	Jr.	Matthews, NC
11	Brandon Fulse	TE	6-4	258	Sr.	Fort Meade, FL
	Jarrod Fuqua	K/P	6-3	173	Fr.	Williamson, GA
26	Justin Garrett	LB	6-1	224	Jr.	Stone Mountain, GA
96	Aaron Garrison	DL	6-2	260	RFr.	Ozark, AL
	Austin Golson	OL	6-4	300	So.	Prattville, AL
20	Corey Grant	RB	5-11	205	Sr.	Opelika, AL
22	Khari Harding	DB	6-0	224	So.	Edmond, OK
45	Keymiya Harrell	DL	6-4	262	Jr.	Selma, AL
48	Forrest Hill	LS	6-1	248	Sr.	Jonesboro, GA
15	Joshua Holsey	DB	5-11	192	Jr.	Fairburn, GA
28	Jimmy Hutchinson	P	6-2	198	RFr.	Marietta, GA
6	Jeremy Johnson	QB	6-5	230	So.	Montgomery, AL
3	Jonathan Jones	DB	5-10	182	Jr.	Carrollton, GA
	Raashed Kennion	DL	6-6	225	Fr.	Jacksonville, FL
29	Brandon King	DB	6-2	213	Sr.	Alabaster, AL
87	Gray King	WR	5-10	171	RFr.	Atlanta, GA
63	Alex Kozan	OL	6-4	300	So.	Castle Rock, CO
39	Alex Kviklys	K	6-1	191	Jr.	Marietta, GA
	DaVonte Lambert	DL	6-2	293	Jr.	Keyville, GA
	Devaroe Lawrence	DL	6-2	284	Jr.	Greenville, SC
55	Carl Lawson	DL	6-2	261	So.	Alpharetta, GA
47	Chris Laye	TE	6-4	236	Fr.	Cumming, GA
70	Robert Leff	OL	6-6	286	So.	Fairhope, AL
30	Damian Lewis	RB	5-9	201	So.	Wetumpka, AL
5	Ricardo Louis	WR	6-2	212	Jr.	Miami, FL
41	Patrick Lymon	RB	5-10	195	Sr.	Huntsville, AL
14	Nick Marshall	QB	6-1	210	Sr.	Pineview, GA
	Tray Matthews	DB	6-1	192	So.	Newnan, GA
64	Duncan McKinney	K	5-11	182	Jr.	Florence, AL

No.	Name	POS	HT	WT	YR	Hometown
8	Cassanova McKinzy	LB	6-3	249	Jr.	Birmingham, AL
37	Kamryn Melton	DB	5-10	182	So.	Dothan, AL
51	Patrick Miller	OL	6-7	289	Jr.	Palm Beach, FL
6	Jonathon Mincy	DB	5-10	196	Sr.	Decatur, GA
	Jakell Mitchell	HB	6-3	218	Fr.	Opelika, AL
16	JaViere Mitchell	LB	6-2	210	So.	Leeds, AL
75	Deon Mix	OL	6-4	298	RFr.	Batesville, MS
24	Derrick Moncrief	DB	6-2	218	Jr.	Prattville, AL
91	Tyler Nero	DL	6-2	285	So.	Atmore, AL
93	JaBrian Niles	DL	6-2	300	Jr.	Mobile, AL
32	Wade Norberg	TE	6-6	216	Jr.	South Lake Tahoe, CA
10	LaDarius Owens	DL	6-2	259	Sr.	Bessemer, AL
58	Jonathan Parslow	LS	6-1	200	RFr.	Daphne, AL
	Kamryn Pettway	RB	6-0	239	Fr.	Prattville, AL
40	Daniel Pond	LB	6-1	207	Jr.	Spanish Fort, AL
	Ike Powell	LS	6-3	264	Fr.	Tifton, GA
42	Gimel President	DL	6-4	259	So.	Mt. Pleasant, SC
82	Melvin Ray	WR	6-3	207	Jr.	Tallahassee, FL
25	Trovon Reed	DB	6-0	190	Sr.	Thibodaux, LA
86	Dimitri Reese	WR	5-11	181	Sr.	Birmingham, AL
	Logan Rice	P	6-0	197	Fr.	Rome, GA
	Stephen Roberts	DB	5-11	180	Fr.	Opelika, AL
67	Chase Robison	DL	6-4	252	So.	Memphis, TN
	Nick Ruffin	DB	6-0	174	Fr.	Duluth, GA
	Dontavious Russell	DL	6-3	285	Fr.	Carrollton, GA
36	Michael Sherwood	DB	5-8	170	RFr.	Fairburn, AL
	Matt Shiel	P	5-11	195	Fr.	Doncaster, Australia
	Josh Shockley	LB	5-10	215	Fr.	McDonough, GA
	Kyle Sitzler	TE/HB	6-1	235	Fr.	Vestavia Hills, AL
62	Chad Slade	OL	6-5	315	Sr.	Moody, AL
	Braden Smith	OL	6-6	299	Fr.	Olathe, KS
43	Spencer Smith	TE	6-6	240	So.	Birmingham, AL
8	Tony Stevens	WR	6-4	198	So.	Orlando, FL
29	Tyler Stovall	P	6-1	207	RFr.	Hokes Bluff, AL
61	Michael Sulka	LS	6-3	240	So.	Bluffton, SC
43	Anthony Swain	LB	6-2	249	Jr.	Gadsden, AL
27	Robenson Therezie	DB	5-9	212	Sr.	Miami, FL
	Roc Thomas	RB	5-10	193	Fr.	Oxford, AL
79	Joshua Thompson	OL	6-2	317	RFr.	Dothan, AL
	Justin Thornton	DL	6-5	230	Fr.	Prichard, AL
46	Lawyer Tillman	RB	6-0	200	Jr.	Lacey, WA
47	Cameron Toney	LB	6-1	243	RFr.	Huntsville, AL
39	B.J. Trimble	WR	5-10	174	Jr.	Peachtree City, GA
10	Stanton Truitt	WR	5-9	175	Fr.	Atlanta, GA
16	Tucker Tuberville	QB	6-0	190	So.	Auburn, AL
	Joe Turner	DB	6-0	165	Jr.	Sacramento, CA
81	C.J. Uzomah	TE	6-5	264	Sr.	Suwanee, GA
12	Mack VanGorder	DB	6-1	201	Jr.	Gainesville, GA
	Zach Wade	LS	5-9	199	Fr.	Bremen, GA
3	Dominic Walker	WR	6-1	217	RFr.	Orlando, FL
12	Jonathan Wallace	QB	6-2	207	Jr.	Phenix City, AL
99	Brian Walsh	DL	6-3	315	Jr.	Winter Springs, FL
54	Jeffrey Whitaker	DL	6-4	322	Sr.	Macon, GA
31	Mark White	WR	5-10	175	So.	Pike Road, AL
	Sean White	QB	6-0	200	Fr.	Boca Raton, FL
9	Jermaine Whitehead	DB	5-11	193	Sr.	Greenwood, MS
45	Andrew Williams	RB	5-9	201	Sr.	Sunflower, AL
	Andrew Williams	DL	6-4	251	Fr.	McDonough, GA
1	D'haquille Williams	WR	6-2	216	Jr.	LaPlace, LA
	Tre' Williams	LB	6-2	225	Fr.	Mobile, AL
	Hunter Wood	TE	6-3	235	Fr.	Spanish Fort, AL
90	Gabe Wright	DL	6-3	284	Sr.	Columbus, GA
56	Avery Young	OL	6-6	315	So.	Palm Beach Gardens, FL
49	Patrick Young	FB	6-2	230	Jr.	Trussville, AL



## YEAR-BY-YEAR RECORDS

Year	Coach	SEC	SEC Finish	Overall	Bowls
1892	Dr. G. Petrie			2-2	
1893	G. H. Harvey			–	
	D. M. Balliet			3-0-2	
1894	F. M. Hall			1-3	
1895	J. W. Heisman			2-1	
1896	J. W. Heisman			3-1	
1897	J. W. Heisman			2-0-1	
1898	J. W. Heisman			2-1	
1899	J. W. Heisman			3-1-1	
1900	Billy Watkins			4-0	
1901	Billy Watkins			2-2-1	
1902	R. S. Kent			–	
	Mike Harvey			2-4-1	
1903	Billy Bates			4-3	
1904	Mike Donahue			5-0	
1905	Mike Donahue			2-4	
1906	Mike Donahue			1-5-1	
1907	W. S. Keinholz			6-2-1	
1908	Mike Donahue			6-1	
1909	Mike Donahue			5-2	
1910	Mike Donahue			6-1	
1911	Mike Donahue			4-2-1	
1912	Mike Donahue			6-1-1	
1913	Mike Donahue			8-0	
1914	Mike Donahue			8-0-1	
1915	Mike Donahue			6-2	
1916	Mike Donahue			6-2	
1917	Mike Donahue			6-2-1	
1918	Mike Donahue			2-5	
1919	Mike Donahue			8-1	
1920	Mike Donahue			7-2	
1921	Mike Donahue			5-3	
1922	Mike Donahue			8-2	
1923	Boozer Pitts			3-3-3	
1924	Boozer Pitts			4-4-1	
1925	Dave Morey			5-3-1	
1926	Dave Morey			5-4	
1927	Dave Morey			0-3	
	Boozer Pitts			0-4-2	
1928	George Bohler			1-8	
1929	George Bohler			–	
	John Floyd			2-7	
1930	Chet Wynne			3-7	
1931	Chet Wynne			5-3-1	
1932	Chet Wynne			9-0-1	
1933	Chet Wynne	2-2	6†	5-5	
1934	Jack Meagher	1-6	10	2-8	
1935	Jack Meagher	5-2	4	8-2	
1936	Jack Meagher	4-1-1	3	7-2-2	Bacardi
1937	Jack Meagher	4-1-2	3	6-2-3	Orange
1938	Jack Meagher	3-3-1	7†	4-5-1	–
1939	Jack Meagher	3-3-1	5†	5-5-1	–
1940	Jack Meagher	3-2-1	5	6-4-1	–
1941	Jack Meagher	0-4-1	11	4-5-1	–
1942	Jack Meagher	3-3	7	6-4-1	–
1943	NO TEAM	–	–	–	–
1944	Carl Voyles	0-4	10†	4-4	–
1945	Carl Voyles	2-3	7†	5-5	–
1946	Carl Voyles	1-5	10	4-6	–
1947	Carl Voyles	1-5	11	2-7	–
1948	Earl Brown	0-7	12	1-8-1	–
1949	Earl Brown	2-4-2	8	2-4-3	–
1950	Earl Brown	0-7	12	0-10	–
1951	Ralph "Shug" Jordan	3-4	6	5-5	–
1952	Ralph "Shug" Jordan	0-7	12	2-8	–
1953	Ralph "Shug" Jordan	4-2-1	5	7-3-1	Gator
1954	Ralph "Shug" Jordan	3-3	6†	8-3	Gator
1955	Ralph "Shug" Jordan	5-1-1	2	8-2-1	Gator
1956	Ralph "Shug" Jordan	4-3	5	7-3	–
1957	Ralph "Shug" Jordan	7-0	1	10-0	–
1958	Ralph "Shug" Jordan	6-0-1	2	9-0-1	–
1959	Ralph "Shug" Jordan	4-3	5	7-3	–
1960	Ralph "Shug" Jordan	5-2	4	8-2	–
1961	Ralph "Shug" Jordan	3-4	7	6-4	–
1962	Ralph "Shug" Jordan	4-3	6	6-3-1	–
1963	Ralph "Shug" Jordan	6-1	2	9-2	Orange
1964	Ralph "Shug" Jordan	3-3	6	6-4	–
1965	Ralph "Shug" Jordan	4-1-1	2	5-5-1	Liberty
1966	Ralph "Shug" Jordan	1-5	8	4-6	–
1967	Ralph "Shug" Jordan	3-3	7	6-4	–
1968	Ralph "Shug" Jordan	4-2	3†	7-4	Sun
1969	Ralph "Shug" Jordan	5-2	3	8-3	Bluebonnet
1970	Ralph "Shug" Jordan	5-2	3	9-2	Gator
1971	Ralph "Shug" Jordan	5-1	2†	9-2	Sugar

Year	Coach	SEC	SEC Finish	Overall	Bowls
1972	Ralph "Shug" Jordan	6-1	2	10-1	Gator
1973	Ralph "Shug" Jordan	2-5	8†	6-6	Sun
1974	Ralph "Shug" Jordan	4-2	2†	10-2	Gator
1975	Ralph "Shug" Jordan	2-4	6†	4-6-1	–
1976	Doug Barfield	3-3	6†	4-7	–
1977	Doug Barfield	5-1	3	6-5	–
1978	Doug Barfield	3-2-1	3	6-4-1	–
1979	Doug Barfield	4-2	3†	8-3	–
1980	Doug Barfield	0-6	9†	5-6	–
1981	Pat Dye	2-4	6†	5-6	–
1982	Pat Dye	4-2	3†	9-3	Citrus
1983	Pat Dye	6-0	1	11-1	Sugar
1984	Pat Dye	4-2	3†	9-4	Liberty
1985	Pat Dye	3-3	5	8-4	Cotton
1986	Pat Dye	4-2	2†	10-2	Citrus
1987	Pat Dye	5-0-1	1	9-1-2	Sugar
1988	Pat Dye	6-1	1†	10-2	Sugar
1989	Pat Dye	6-1	1†	10-2	Hall of Fame
1990	Pat Dye	4-2-1	4	8-3-1	Peach
1991	Pat Dye	5-2	8	5-6	–
1992	Pat Dye	2-5-1	5-W	5-5-1	–
1993	Terry Bowden	8-0	–	11-0	–
1994	Terry Bowden	6-1-1	–	9-1-1	–
1995	Terry Bowden	5-3	2-W	8-4	Outback
1996	Terry Bowden	4-4	3-W	8-4	Independence
1997	Terry Bowden	6-2	T1-W	10-3	Peach
1998	Terry Bowden/Bill Oliver	1-7	6-W	3-8	–
1999	Tommy Tuberville	2-6	5-W	5-6	–
2000	Tommy Tuberville	6-2	1-W	9-4	Citrus
2001	Tommy Tuberville	5-3	T1-W	7-4	Peach
2002	Tommy Tuberville	6-3	T1-W	9-4	Capital One
2003	Tommy Tuberville	5-3	3-W	8-5	Music City
2004	Tommy Tuberville	8-0	1	13-0	Sugar
2005	Tommy Tuberville	7-1	T1-W	9-3	Capital One
2006	Tommy Tuberville	6-2	T2-W	11-2	Cotton
2007	Tommy Tuberville	5-3	2-W	9-4	Chick-fil-A
2008	Tommy Tuberville	2-6	T4-W	5-7	–
2009	Gene Chizik	3-5	T4-W	8-5	Outback
2010	Gene Chizik	8-0	1	14-0	BCS NCG
2011	Gene Chizik	4-4	4-W	8-5	Chick-fil-A
2012	Gene Chizik	0-8	7-W	3-9	–
2013	Gus Malzahn	7-1	1-W	12-2	BCS NCG

## BOWL RESULTS (22-14-2)

Bowl	Opponent	Result	Date
Bacardi	Villanova	T 7-7	1-1-37
Orange	Michigan State	W 6-0	1-1-38
Gator	Texas Tech	L 13-35	1-1-54
Gator	Baylor	W 33-13	12-31-54
Gator	Vanderbilt	L 13-25	12-31-55
Orange	Nebraska	L 7-13	1-1-64
Liberty	Ole Miss	L 7-13	12-18-65
Sun	Arizona	W 34-10	12-28-68
Bluebonnet	Houston	L 7-36	12-31-69
Gator	Ole Miss	W 35-28	1-2-71
Sugar	Oklahoma	L 22-40	1-1-72
Gator	Colorado	W 24-3	12-30-72
Sun	Missouria	L 17-34	12-29-73
Gator	Texas	W 27-3	12-30-74
Tangerine	Boston College	W 33-26	12-18-82
Sugar	Michigan	W 9-7	1-2-84
Liberty	Arkansas	W 21-15	12-27-84
Cotton	Texas A&M	L 16-36	1-1-86
Citrus	Southern Cal	W 16-7	1-1-87
Sugar	Syracuse	T 16-16	1-1-88
Sugar	Florida State	L 7-13	1-2-89
Hall of Fame	Ohio State	W 31-14	1-1-90
Peach	Indiana	W 27-23	12-29-90
Outback	Penn State	L 14-43	1-1-96
Independence	Army	W 32-29	12-31-96
Peach	Clemson	W 21-17	1-2-98
Citrus	Michigan	L 28-31	1-1-01
Peach	North Carolina	L 10-16	12-31-01
Capital One	Penn State	W 13-9	1-1-03
Music City	Wisconsin	W 28-14	12-31-03
Sugar	Virginia Tech	W 16-13	1-3-05
Capital One	Wisconsin	L 10-24	1-2-06
Cotton	Nebraska	W 17-14	1-1-07
Chick-fil-A	Clemson	W 23-20 (OT)	12-31-07
Outback	Northwestern	W 38-35 (OT)	1-1-10
BCS NCG	Oregon	W 22-19	1-10-11
Chick-fil-A	Virginia	W 43-24	12-31-11
BCS NCG	Florida State	L 31-34	1-6-14



# FLORIDA

ALABAMA • ARKANSAS • AUBURN • FLORIDA • GEORGIA • KENTUCKY • LSU • OLE MISS



## 2014 SCHEDULE

Aug 30	IDAHO	First Meeting
Sep 6	EASTERN MICHIGAN	UF leads 1-0
Sep 13	KENTUCKY*	UF leads 47-17
Sep 20	at Alabama*	UA leads 23-14
Oct 4	at Tennessee*	UF leads 24-19
Oct 11	LSU*	UF leads 31-26-3
Oct 18	MISSOURI* (Homecoming)	MIZZ leads 2-1
Nov 1	at Georgia*	UGA leads 49-40-2
Nov 8	at Vanderbilt*	UF leads 35-10-2
Nov 15	SOUTH CAROLINA *	UF leads 24-7-3
Nov 22	EASTERN KENTUCKY	First Meeting
Nov 29	at Florida State	UF leads 34-22-2

## University of Florida Gator Quick Facts

**LOCATION:** Gainesville, Florida

**FOUNDED:** 1853

**ENROLLMENT:** 49,913

**NICKNAME:** Gators

**COLORS:** Orange (PMS 172) and Blue (PMS 287)

**STADIUM:** Ben Hill Griffin Stadium at Florida Field (88,548)

**PLAYING SURFACE:** Natural Grass

**FIRST GAME:** 1930 – Alabama 20, Florida 0

**HOME RECORD:** 313-100-13 (.750)

**HOME ATTENDANCE:** 524,638 (87,440 avg./98.75% Capacity)

**ALL-TIME RECORD:** 684-395-40 (.629/1,119 games)

**2013 RECORD:** 4-8 (3-3 H, 1-4 A, 0-1 N, 2-4 vs. Eastern Division) 2013 SEC Record/Finish: 3-5/5th SEC East

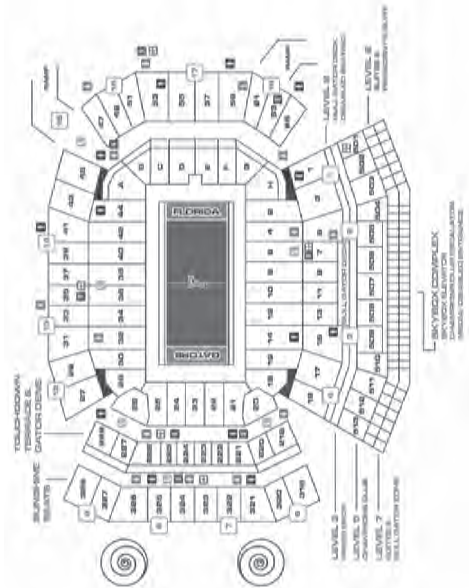
**SEC CHAMPIONSHIPS:** 8 (1991, 93, 94, 95, 96, 2000, 06, 08)

**BOWL:** N/A

**BOWL APPEARANCES:** 40

**BOWL RECORD:** 20-20 (.500)

**LAST BOWL APPEARANCE:** Allstate Sugar Bowl, New Orleans, La. (lost to Louisville 23-33, Jan. 2, 2013)



**DR. J. BERNARD MACHEN**  
President  
(St. Louis, '68)



**MICHAEL SAGAS**  
Faculty Representative  
(Utah, '96)



**JEREMY FOLEY**  
Athletics Director  
(Hobart, '74)



**WILL MUSCHAMP**  
Head Football Coach  
(Georgia, '94)



# WILL MUSCHAMP



**HOMETOWN:**

Rome, Georgia

**ALMA MATER:** Georgia, '94

**PLAYING CAREER:** Georgia, 1991-94

**COACHING EXPERIENCE:** 16 years ... 1995-96 Auburn (Graduate Assistant) ... 1998 West Georgia (Secondary) ... 1999 Eastern Kentucky (Secondary) ... 2000 Valdosta State (Defensive Coordinator) ... 2001 LSU (Linebackers) ... 2002-04 LSU (Defensive Coordinator/Linebackers) ... 2005 Miami Dolphins (Assistant Head Coach for Defense) ... 2006-07 Auburn (Defensive Coordinator/Secondary) ... 2008-10 Texas (Defensive Coordinator/Linebackers) ... 2011-present Florida (Head Coach)

**COACHING ACHIEVEMENTS:** National Championship (LSU, 2003) ... National Championship Game Appearance (Texas, 2010) ... Fiesta Bowl Champions (Texas, 2008) ... Three Conference Championships (two in SEC and one in Big 12) ... Led nation in seven statistical categories as a Defensive Coordinator ... 33 Former players drafted in the NFL, including five first-round picks and 13 players selected in the first two rounds. 2012 SEC Coach of the Year (Coaches, CBSSports.com) ... Led UF to the 2013 Allstate Sugar Bowl in his second year.

**BORN:** August 3, 1971

**WIFE:** Carol

**CHILDREN:** Jackson (9) and Whit (6)

## YEAR-BY-YEAR

Year	School	Conf.	Pct.	All	Pct.	Bowl
2011	Florida	3-5	.375	7-6	.538	Gator
2012	Florida	7-1	.875	11-2	.846	Sugar
2013	Florida	3-5	.375	4-8	.333	
<b>TOTALS</b>		<b>13-11</b>	<b>.542</b>	<b>22-16</b>	<b>.579</b>	<b>3 Years</b>
BOWL RECORD:		1-1	.500			

## ASSISTANT COACHES

- D.J. DURKIN** (Bowling Green, 2001) – Defensive Coordinator/Linebackers – 5th Year
- COLEMAN HUTZLER** (Middlebury College, 2006) – Special Teams Coordinator – 1st Year
- BRAD LAWING** (Lenoir-Rhyne, 1979) – Assistant Head Coach/Defensive Line – 2nd Year
- CHRIS LEAK** (Florida, 2006) – Wide Receivers – 1st Year
- DEREK LEWIS** (Texas, 1998) – Tight Ends – 4th Year
- TRAVARIS ROBINSON** (Auburn, 2007) – Defensive Backs – 4th Year
- KURT ROPER** (Rice, 1995) – Offensive Coordinator/Quarterbacks – 1st Year
- MIKE SUMMERS** (Georgetown (Ky.) College, 1978) – Offensive Line – 1st Year
- BRIAN WHITE** (Harvard, 1986) – Running Backs – 6th Year

## SUPPORT STAFF

- JEFF DILLMAN** (Appalachian State, 2001) – Director of Strength and Conditioning



# FLORIDA

ALABAMA • ARKANSAS • AUBURN • FLORIDA • GEORGIA • KENTUCKY • LSU • OLE MISS

## RETURNING OFFENSIVE STARTERS

No.	Name	POS	CLASS	HT	WT	EXP	Hometown/Last School
70	D.J. Humphries	OL	Jr	6-5	290	2L	Union, N.C./Mallard Creek
76	Max Garcia	OL	Sr	6-5	294	1L	Norcross, Ga./Norcross/Maryland
73	Tyler Moore	OL	R-Jr	6-5	325	1L	Clearwater, Fla./Countryside/Nebraska
88	Clay Burton	TE	Sr	6-4	248	3L	Venice, Fla./Venice Senior
1	Quinton Dunbar	WR	R-Sr	6-2	195	3L	Miami, Fla./Booker T. Washington
6	Jeff Driskel	QB	R-Jr	6-4	230	3L	Oviedo, Fla./Hagerty
21	Kelvin Taylor	RB	So	5-10	209	1L	Belle Glade, Fla./Glades Day

## RETURNING DEFENSIVE STARTERS

No.	Name	POS	CLASS	HT	WT	EXP	Hometown/Last School
55	Darius Cummings	DL	Sr	6-1	297	1L	Titusville, Fla./Florida St./East Mississippi C.C.
8	Leon Orr	DL	R-Sr	6-5	305	3L	New Port Richey, Fla./Gulf
6	Dante Fowler, Jr.	DL	Jr	6-3	261	2L	St. Petersburg, Fla./Lakewood Senior
90	Jon Bullard	DL	Jr	6-3	270	2L	Shelby, N.C./Crest Senior
3	Antonio Morrison	LB	Jr	6-1	222	2L	Bellwood, Ill./Bolingbrook
51	Mike Taylor	LB	R-Sr	6-0	227	3L	Atlanta, Ga./Westlake
1	Vernon Hargreaves III	DB	So	5-11	194	1L	Tampa, Fla./Wharton

## STARTERS LOST

Name	POS	CLASS	HT	WT
Jon Harrison	OL	R-Sr	6-3	303
Jon Halapio	OL	R-Sr	6-3	317
Trey Burton	WR	Sr	6-2	224
Solomon Patton	WR	Sr	5-9	168
Ronald Powell	LB	R-Jr	6-4	240
Loucheiz Purifoy	DB	Jr	6-0	190
Jaylen Watkins	DB	Sr	6-0	181
Cody Riggs	DB	R-Jr	5-9	184

## RETURNING STATISTICAL LEADERS

RUSHING:	ATT	YARDS	AVG	TDS		
Mack Brown	148	543	3.7	4		
PASSING:	ATT	COMP	INT	TDS	YARDS	PCT
Jeff Driskel	61	42	3	2	477	68.9
RECEIVING:	REC	YARDS	AVG	AVG/GAME	TDS	
Quinton Dunbar	44	556	12.6	46.3	0	
TACKLES:	TOTAL	SOLO	ASST	INT	SACKS	TFL (YDS)
Michael Taylor	62	30	32	0	0	3.5

## 2013 RESULTS

4-8 Overall • 3-5 SEC

Home: 3-3 Away: 1-4 Neutral: 0-1 vs. Division: 2-4 vs. Top 25: 0-4

Aug. 31	[10/10]	Toledo [TV: 5-6]	W	24-6	83,604
Sep. 7	[12/9]	at Miami [TV: 2-6] (rv/24)	L	16-21	76,968
Sep. 21	[19/18]	Tennessee* [TV: 1]	W	31-17	90,074
Sep. 28	[20/19]	at Kentucky* [TV: 4-6]	W	24-7	62,076
Oct. 5	[18/19]	Arkansas* [TV: 3-6]	W	30-10	90,043
Oct. 12	[17/17]	at LSU* [TV: 1] (10/11)	L	6-17	92,980
Oct. 19	[22/22]	at Missouri* [TV: 5-10-13] (14/14)	L	17-36	67,124
Nov. 2		vs. Georgia* (Jacksonville) [TV:1] (rv/rv)	L	20-23	84,693
Nov. 9		Vanderbilt* [TV: 9-10-13]	L	17-34	88,004
Nov. 16		at South Carolina* [TV: 3-6] (11/12)	L	14-19	83,853
Nov. 23		Georgia Southern [TV: 10-11-13]	L	20-26	82,459
Nov. 30		Florida State [TV: 2-6] (2/2)	L	7-37	90,454

## FLORIDA Team Information

BASIC OFFENSE: Multiple

BASIC DEFENSE: Multiple

### LETTERMEN RETURNING: 49

OFFENSE: 20

DEFENSE: 26

SPECIALTY: 3

### LETTERMEN LOST: 21

OFFENSE: 8

DEFENSE: 12

SPECIALTY: 1

### STARTERS RETURNING: 16

OFFENSE: 7

DEFENSE: 7

SPECIALTY: 2

### STARTERS LOST: 8

OFFENSE: 4

DEFENSE: 4

SPECIALTY: 0

**NOTE: Specialists include punter and place-kicker only.**



## ALL-STAR CANDIDATES

### Jeff DRISKEL

R-Junior • QB • 6-4 • 230 • Oviedo



- Started three games in 2013 before suffering a season-ending injury.
- Threw for 477 yards in 2013, including a career-high 291 at Miami in Week 2.
- Has a career record of 12-3 as a starter.
- Totaled 2,271 passing yards with 14 touchdowns and 10 interceptions as a Gator.

### Dante FOWLER, JR.

Junior • DL • 6-3 • 261 • St. Petersburg



- Named Second-Team All-SEC in 2013.
- Team-leading 10.5 tackles-for-loss and 3.5 sacks last season.
- Ranked fifth on the team in 2013 with 50 total tackles.
- Played in 25 career games with 13 starts, totaling 80 tackles, 18.5 TFL and 6.0 sacks.

### Chaz GREEN

R-Senior • OL • 6-5 • 300 • Tampa



- Missed all of 2013 after suffering a season-ending injury in August camp.
- Will return as a starter to anchor the right side of the offensive line.
- Has started 19 games in his 20 career appearances.
- SEC All-Freshman Team in 2011.

### Vernon HARGREAVES III

Sophomore • DB • 5-11 • 194 • Tampa



- Named a Third-Team Associated Press All-American last season as a true freshman as well as a Freshman All-American.
- Selected First-Team All-SEC in 2013 by both the coaches and the media.
- Ranked second in the SEC in passes defended (1.17 per game) and tied for seventh in the league in interceptions (3).
- Totaled 38 tackles with 11 pass breakups and 3 interceptions in his freshman season.



# FLORIDA

ALABAMA • ARKANSAS • AUBURN • FLORIDA • GEORGIA • KENTUCKY • LSU • OLE MISS

## 2014 ROSTER

No.	Name	POS	HT	WT	CL	EXP	Hometown
25	Ajagbe, Gideon	FB	6-2	234	RSR	2L	Coconut Grove
86	Andrades, Raphael	WR	6-0	198	JR	1L	Tallahassee
34	Anzalone, Alex	LB	6-3	236	SO	1L	Wyomissing, Pa.
89	Bailey, Alvin	WR	5-11	187	RFR	SQ	Seffner
11	Ball, Neiron	LB	6-3	230	RSR	3L	Jackson, Ga.
99	Bostwick, Jay-nard	DL	6-3	294	RFR	SQ	Port Saint Lucie
57	Brantley, Caleb	DL	6-2	295	RFR	SQ	Crescent City
33	Brown, Mack	RB	5-11	209	RSR	3L	Lithonia, Ga.
74	Brown, Trenton	OL	6-8	350	SR	1L	Albany, Ga.
93	Bryan, Taven	DL	6-5	260	FR	HS	Casper, Wyo.
90	Bullard, Jonathan	DL	6-3	270	JR	2L	Shelby, N.C.
88	Burton, Clay	TE	6-4	248	SR	3L	Venice
4	Christy, Kyle	P	6-2	202	SR	2L	Brownsburg, Ind.
54	Clark, Khairi	DL	6-2	325	FR	HS	Hollywood
94	Cox, Bryan, Jr.	DL	6-3	260	RSO	1L	Fort Lauderdale
43	Crofoot, Kyle	LS	6-3	216	RJR	2L	Windermere
55	Cummings, Darius	DL	6-1	297	SR	1L	Titusville
40	Davis, Jarrad	LB	6-2	225	SO	1L	Kingsland, Ga.
69	Davis, Nick	OL	6-3	251	RFR	SQ	Salt Lake City, Utah
7	Dawson, Duke	DB	5-11	194	FR	HS	Cross City
4	Debose, Andre	WR	6-0	190	RSR	3L	Sanford
83	Diamond, Bair	TE	6-4	228	RSO	SQ	Fort Myers
54	Dillard, Cameron	OL	6-4	297	RFR	SQ	Canton, Mich.
44	Dixon, Roger	WR	5-10	185	JR	SQ	Sanford
52	Dorsey, Travaris	OL	6-3	310	FR	HS	Jacksonville
6	Driskel, Jeff	QB	6-4	230	RJR	3L	Oviedo
1	Dunbar, Quinton	WR	6-2	195	RSR	3L	Miami
46	Ferris, Drew	LS	6-0	212	RSR	2L	Carlsbad, Calif.
48	Few, William	P	5-9	164	RFR	SQ	Tampa
6	Fowler, Dante, Jr.	DL	6-3	261	JR	2L	St. Petersburg
38	Francois, Kerolin	DB	5-11	192	RFR	SQ	Lake Worth
79	Fuchs, Matthew	DL	6-2	248	RSO	SQ	Gainesville
5	Fulwood, Ahmad	WR	6-4	202	SO	1L	Jacksonville
76	Garcia, Max	OL	6-5	294	RSR	1L	Norcross, Ga.
92	Gilboy, Connor	P	5-8	167	RFR	SQ	Land O'Lakes
30	Goolsby, DeAndre	TE	6-4	230	FR	HS	Derby, Kan.
2	Gorman, Jabari	DB	5-10	184	SR	3L	Miami
75	Green, Chaz	OL	6-5	300	RSR	2L	Tampa
7	Grier, Will	QB	6-2	190	FR	HS	Davidson, N.C.
8	Guy, Jacob	QB	6-5	209	RSO	SQ	Dade City
16	Hardin, Austin	K	5-10	197	RSO	1L	Atlanta, Ga.
1	Hargreaves, Vernon, III	DB	5-11	194	SO	1L	Tampa
53	Harkless, Kavaris	OL	6-5	282	FR	HS	Jacksonville
26	Harris, Marcell	DB	6-1	208	RFR	SQ	Orlando
3	Harris, Treon	QB	5-11	185	FR	HS	Miami
81	Harrison, Case	WR	6-0	191	RFR	SQ	Gainesville
37	Herndon, Mark	RB	5-9	195	JR	2L	Ocala
56	Holley, Thomas	DL	6-4	295	FR	HS	Brooklyn, N.Y.
70	Humphries, D.J.	OL	6-5	290	JR	2L	Union, N.C.
35	Iorio, Michael	DB	5-10	179	RFR	SQ	Nokomis
91	Ivie, Joey, IV	DL	6-3	271	SO	1L	Dade City
23	Jackson, J.C.	DB	5-11	185	FR	HS	Immokalee
55	Johnson, Roderick, Jr.	OL	6-5	308	RFR	SQ	Delray Beach
24	Jones, Matt	RB	6-2	235	JR	2L	Seffner
41	Joyer, Hunter	FB	5-11	232	SR	3L	Wesley Chapel
71	Kelleher, Nolan	OL	6-5	311	FR	HS	Mount Pleasant, S.C.
23	Krysalka, Danny	K	6-1	203	RFR	SQ	Ocala

No.	Name	POS	HT	WT	CL	EXP	Hometown
22	Lane, Adam, Jr.	RB	5-7	222	RFR	SQ	Winter Haven
80	Lewis, Cyontai	TE	6-5	220	FR	HS	Tuscaloosa, AL
31	Masline, Darius	RB	5-8	176	RSO	SQ	Jacksonville
20	Maye, Marcus	DB	6-0	203	RSO	1L	Melbourne
14	McCalister, Alex	DL	6-6	246	RSO	1L	Clemmons, N.C.
83	McGee, Jake	TE	6-6	255	RSR	TR	Richmond, Va.
19	McGriff, Ryan	QB	6-0	190	RJR	SQ	Gainesville
13	McMillian, Daniel	LB	6-1	225	SO	1L	Jacksonville
30	McNeely, Michael	WR	5-8	176	RSR	3L	Clearwater
77	Mike, Andrew	OL	6-7	280	FR	HS	Tucson, AZ
49	Mobley, A.J.	WR	5-11	235	RSR	SQ	Fayetteville, Ga.
73	Moore, Tyler	OL	6-5	325	RJR	1L	Clearwater
17	Mornhinweg, Skyler	QB	6-3	212	RSO	1L	Philadelphia, Pa.
3	Morrison, Antonio	LB	6-1	222	JR	2L	Bellwood, Ill.
42	Neal, Keanu	DB	6-1	203	SO	1L	Bushnell
8	Orr, Leon	DL	6-5	305	RSR	3L	New Port Richey
56	Palmer, Andre	LB	5-11	206	RFR	SQ	Ocala
15	Parrish, Ryan	WR	6-2	205	RSR	SQ	Lakeland
27	Peacock, Ben	DB	5-8	160	RJR	SQ	Bradenton
9	Pittman, Latroy, Jr.	WR	6-0	208	JR	2L	Citra
24	Poole, Brian	DB	5-10	206	JR	2L	Bradenton
27	Porter, Deiondre	ATH	6-1	170	FR	HS	Tampa
20	Powell, Brandon	RB	5-9	177	FR	HS	Deerfield Beach
32	Powell, DL	WR	6-0	183	RFR	SQ	Alachua
28	Powell, Jeremi	LB	6-0	215	RSO	1L	Largo
13	Provancha, Christian	QB	6-6	219	RSR	1L	Cocoa
96	Reed, Justus	DL	6-3	220	FR	HS	Clearwater
46	Rembert, LeAndre	LB	5-8	236	RFR	SQ	Alachua
71	Riles, Antonio, Jr.	DL	6-4	288	RFR	SQ	Lawrenceville, Ga.
11	Robinson, Demarcus	WR	6-1	205	SO	1L	Fort Valley, Ga.
9	Rolin, Matt	LB	6-3	223	RFR	SQ	Ashburn, Va.
72	Sarvary, Drew	OL	6-6	310	JR	TR	Tallahassee
29	Schroeder, Evan	WR	5-11	184	RJR	SQ	New Smyrna Beach
78	Sharpe, David	OL	6-6	315	FR	HS	Jacksonville
17	Sherit, Jordan	DL	6-4	247	RFR	SQ	Tampa
10	Showers, Valdez	WR	6-0	194	RJR	2L	Detroit, Mich.
47	Smith, Isaiah	TE	6-2	213	FR	HS	Orlando
2	Sousa, Ryan	WR	6-0	180	FR	HS	Orlando
96	Stanley, Sterling	LB	5-11	182	RFR	SQ	West Palm Beach
25	Stephens, Garrett	DB	5-9	188	RFR	SQ	Louisville, Ky.
82	Stephens, Moral	TE	6-3	230	FR	HS	Perry
52	Stipe, Steven	LB	5-11	210	RFR	SQ	Waycross, Ga.
93	Stubbs, Dallas	P	5-9	162	RJR	SQ	Gainesville
5	Tabor, Jalen	DB	6-0	193	FR	HS	Washington, D.C.
21	Taylor, Kelvin	RB	5-10	209	SO	1L	Belle Glade
51	Taylor, Michael	LB	6-0	227	RSR	3L	Atlanta, Ga.
85	Thompson, Chris	WR	6-0	170	SO	1L	Gainesville
63	Thurman, Trip	OL	6-5	305	RJR	1L	Dover, Del.
19	Townsend, Johnny	P	6-1	196	SO	1L	Orlando
95	Velez, Francisco	K	5-9	178	RSR	1L	Ocala
22	Washington, Nick	DB	6-0	190	RFR	1L	Jacksonville
87	Westbrook, Tevin	TE	6-5	257	SR	3L	Coconut Creek
14	Wilkes, Chris	QB	6-3	214	RFR	SQ	Orlando
92	Willis, Gerald	DL	6-3	255	FR	HS	New Orleans, LA
59	Wilson, Dakota	DL	6-0	260	RJR	SQ	Bradenton
12	Wilson, Quincy	DB	6-1	200	FR	HS	Fort Lauderdale
14	Worton, C.J.	WR	6-0	172	FR	HS	Homestead



## YEAR-BY-YEAR RECORDS

Year	Coach	SEC	SEC Finish	Overall	Bowls
1906	Jack Forsythe	5-3			
1907	Jack Forsythe	4-1-1			
1908	Jack Forsythe	5-2-1			
1909	G.E. Pyle	6-1-1			
1910	G.E. Pyle	6-1			
1911	G.E. Pyle	5-0-1			
1912	G.E. Pyle	5-2-1			
1913	G.E. Pyle	4-3			
1914	Charles McCoy	5-2			
1915	Charles McCoy	4-3			
1916	Charles McCoy	0-5			
1917	A.L. Busser	2-4			
1918	A.L. Busser	0-1			
1919	A.L. Busser	5-3			
1920	William Kline	6-3			
1921	William Kline	6-3-2			
1922	William Kline	7-2			
1923	J.A. VanFleet	6-1-2			
1924	J.A. VanFleet	6-2-2			
1925	H.L. Sebring	8-2			
1926	H.L. Sebring	2-6-2			
1927	H.L. Sebring	7-3			
1928	Charles Bachman	8-1			
1929	Charles Bachman	8-2			
1930	Charles Bachman	6-3-1			
1931	Charles Bachman	2-6-2			
1932	Charles Bachman	3-6			
1933	D.K. Stanley	2-3	9†	5-3-1	-
1934	D.K. Stanley	2-2-1	7	6-3-1	-
1935	D.K. Stanley	1-6	12	3-7	-
1936	Josh Cody	1-5	11	4-6	-
1937	Josh Cody	3-4	8	4-7	-
1938	Josh Cody	2-2-1	7	4-5-1	-
1939	Josh Cody	0-3-1	12	5-5-1	-
1940	Thomas Lieb	2-3	8†	5-5	-
1941	Thomas Lieb	1-3	10	4-6	-
1942	Thomas Lieb	1-3	9	4-5	-
1943	NO TEAM	-	-	-	-
1944	Thomas Lieb	0-3	10†	4-3	-
1945	Thomas Lieb	1-3-1	10†	4-5-1	-
1946	Raymond Wolf	0-5	12	0-9	-
1947	Raymond Wolf	0-3-1	12	4-5-1	-
1948	Raymond Wolf	1-5	10†	5-5	-
1949	Raymond Wolf	1-4-1	10†	4-5-1	-
1950	Bob Woodruff	2-4	10	5-5	-
1951	Bob Woodruff	2-4	9†	5-5	-
1952	Bob Woodruff	3-3	6	7-3	Gator
1953	Bob Woodruff	1-3-2	9	3-5-2	-
1954	Bob Woodruff	5-2	3†	5-5	-
1955	Bob Woodruff	3-5	10	4-6	-
1956	Bob Woodruff	5-2	3	6-3-1	-
1957	Bob Woodruff	4-2-1	3†	6-2-1	-
1958	Bob Woodruff	2-3-1	8†	6-4-1	Gator
1959	Bob Woodruff	2-4	9	5-4-1	-
1960	Ray Graves	5-1	2	9-2	Gator
1961	Ray Graves	3-3	6	4-5-1	-
1962	Ray Graves	4-2	5	7-4	Gator
1963	Ray Graves	3-3-1	7	6-3-1	-
1964	Ray Graves	4-2	2†	7-3	-
1965	Ray Graves	4-2	3	7-4	Sugar
1966	Ray Graves	5-1	3	9-2	Orange
1967	Ray Graves	4-2	3†	6-4	-
1968	Ray Graves	3-2-1	6†	6-3-1	-
1969	Ray Graves	3-1-1	4	9-1-1	Gator
1970	Doug Dickey	3-3	5†	7-4	-
1971	Doug Dickey	1-6	8†	4-7	-
1972	Doug Dickey	3-3-1	6	5-5-1	-
1973	Doug Dickey	3-4	5†	7-5	Tangerine
1974	Doug Dickey	3-3	4†	8-4	Sugar
1975	Doug Dickey	5-1	2†	9-3	Gator
1976	Doug Dickey	4-2	4	8-4	Sun
1977	Doug Dickey	3-3	5	6-4-1	-
1978	Doug Dickey	3-3	4†	4-7	-
1979	Charley Pell	0-6	9†	0-10-1	-
1980	Charley Pell	4-2	4†	8-4	Tangerine
1981	Charley Pell	3-3	4†	7-5	Peach
1982	Charley Pell	3-3	6†	8-4	Bluebonnet

Year	Coach	SEC	SEC Finish	Overall	Bowls
1983	Charley Pell	4-2	3†	9-2-1	Gator
1984	Charley Pell/Galen Hall	5-0-1	*	9-1-1	-
1985	Galen Hall	5-1	*	9-1-1	-
1986	Galen Hall	2-4	7†	6-5	-
1987	Galen Hall	3-3	6	6-6	Aloha
1988	Galen Hall	4-3	4†	7-5	All-American
1989	Galen Hall/Gary Darnell	4-3	4†	7-5	Freedom
1990	Steve Spurrier	6-1	-	9-2	-
1991	Steve Spurrier	7-0	1	10-2	Sugar
1992	Steve Spurrier	6-2	T1-E	9-4	Gator
1993	Steve Spurrier	7-1	1	11-2	Sugar
1994	Steve Spurrier	7-1	1	10-2-1	Sugar
1995	Steve Spurrier	8-0	1	12-1	Fiesta
1996	Steve Spurrier	8-0	1	12-1	Sugar
1997	Steve Spurrier	6-2	T2-E	10-2	Citrus
1998	Steve Spurrier	7-1	2-E	10-2	Orange
1999	Steve Spurrier	7-1	1-E	9-4	Citrus
2000	Steve Spurrier	7-1	1	10-3	Sugar
2001	Steve Spurrier	6-2	2-E	10-2	Orange
2002	Ron Zook	6-2	2-E	8-5	Outback
2003	Ron Zook	6-2	T1-E	8-5	Outback
2004	Ron Zook	4-4	T3-E	7-5	Peach
2005	Urban Meyer	5-3	T2-E	9-3	Outback
2006	Urban Meyer	7-1	1	13-1	BCS Title
2007	Urban Meyer	5-3	3-E	9-4	Capital One
2008	Urban Meyer	7-1	1	13-1	BCS Title
2009	Urban Meyer	8-0	1-E	13-1	Sugar
2010	Urban Meyer	4-4	2-E	8-5	Outback
2011	Will Muschamp	3-5	3-E	7-6	Gator
2012	Will Muschamp	7-1	2-E	11-2	Sugar
2013	Will Muschamp	3-5	5-E	4-8	-

\*position vacated in standings

## BOWL RESULTS (20-20)

Bowl	Opponent	Result	Date
Gator	Tulsa	W 14-13	1-1-53
Gator	Ole Miss	L 3-7	12-27-58
Gator	Baylor	W 13-12	12-31-60
Gator	Penn State	W 17-7	12-28-62
Sugar	Missouri	L 18-20	1-1-66
Orange	Georgia Tech	W 27-12	1-1-67
Gator	Tennessee	W 14-13	12-27-69
Tangerine	Miami-Ohio	L 7-16	12-22-73
Sugar	Nebraska	L 10-13	12-31-74
Gator	Maryland	L 0-13	12-29-75
Sun	Texas A&M	L 14-37	1-2-77
Tangerine	Maryland	W 35-20	12-20-80
Peach	West Virginia	L 6-26	12-31-81
Bluebonnet	Arkansas	L 24-28	12-31-82
Gator	Iowa	W 14-6	12-30-83
Aloha	UCLA	L 16-20	12-25-87
All-American	Illinois	W 14-10	12-29-88
Freedom	Washington	L 7-34	12-30-89
Sugar	Notre Dame	L 28-39	1-1-92
Gator	N.C. State	W 27-10	12-31-92
Sugar	West Virginia	W 41-7	1-1-94
Sugar	Florida State	L 17-23	1-2-95
Fiesta	Nebraska	L 24-62	1-2-96
Sugar	Florida State	W 52-20	1-2-97
Citrus	Penn State	W 21-6	1-1-98
Orange	Syracuse	W 31-10	1-2-99
Citrus	Michigan State	L 34-37	1-1-00
Sugar	Miami (Fla.)	L 20-37	1-2-01
Orange	Maryland	W 56-23	1-2-02
Outback	Michigan	L 30-38	1-1-03
Outback	Iowa	L 17-37	1-1-04
Peach	Miami (Fla.)	L 10-27	12-31-04
Outback	Iowa	W 31-24	1-2-06
BCS Title Game	Ohio State	W 41-14	1-8-07
Capital One	Michigan	L 35-41	1-1-08
BCS Title Game	Oklahoma	W 24-14	1-8-09
Sugar	Cincinnati	W 51-24	1-7-10
Outback	Tampa (Fla.)	W 37-24	1-1-11
Gator	Ohio State	W 24-17	1-2-12
Sugar	Louisville	L 23-33	1-2-13



## 2014 SCHEDULE

Aug. 30	CLEMSON	UGA leads 41-18-4
Sept. 13	at South Carolina*	UGA leads 47-16-2
Sept. 20	TROY	UGA leads 1-0-0
Sept. 27	TENNESSEE*	UT leads 21-20-2
Oct. 4	VANDERBILT*	UGA leads 53-19-2
Oct. 11	at Missouri*	UGA leads 2-1-0
Oct. 18	at Arkansas*	UGA leads 9-4-0
Nov. 1	vs. Florida*	UGA leads 49-40-2
Nov. 8	at Kentucky*	UGA leads 53-12-2
Nov. 15	AUBURN*	AU leads 55-54-8
Nov. 22	CHARLESTON SOUTHERN	First Meeting
Nov. 29	GEORGIA TECH	UGA leads 64-37-5

## University of Georgia Bulldogs Quick Facts

**LOCATION:** Athens, Georgia

**FOUNDED:** 1785

**ENROLLMENT:** 34,475

**NICKNAME:** Bulldogs

**COLORS:** Red (PMS 485) and Black

**STADIUM:** Sanford Stadium (92,746)

**PLAYING SURFACE:** Natural Grass,  
Bermuda Tifway 419

**FIRST GAME:** Oct. 12, 1929 –  
Georgia 15, Yale 0

**HOME RECORD:** 325-99-9 (.761)

**HOME ATTENDANCE:** 556,476  
(92,746 avg./100% Capacity)

**ALL-TIME RECORD:** 767-407-54  
(.647/1,228 games)

**2013 RECORD:** 8-5 (5-1 H, 2-3 A,  
1-1 N, 4-2 vs. Eastern Division)

**2013 SEC RECORD/FINISH:** 5-3/  
3rd SEC East

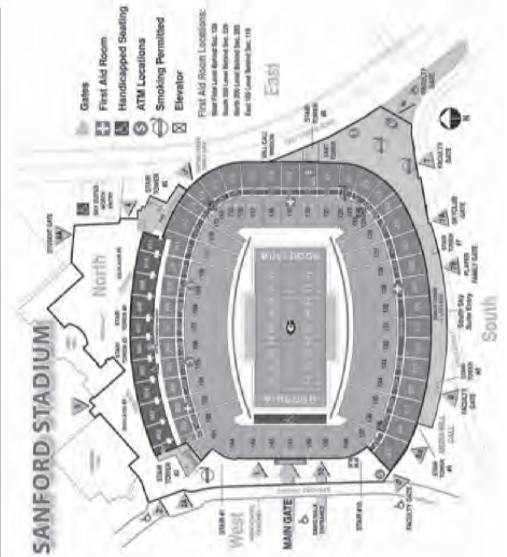
**SEC CHAMPIONSHIPS:** 12 (1942,  
46t, 48, 59, 66t, 68, 76t, 80, 81t,  
82, 2002, 05)

**BOWL:** TaxSlayer.com Gator Bowl,  
Jacksonville, Fla. (Georgia 19,  
Nebraska 24)

**BOWL APPEARANCES:** 49

**BOWL RECORD:** 27-19-3 (.582)

**LAST BOWL APPEARANCE:**  
TaxSlayer.com Gator Bowl,  
Jacksonville, Fla. (lost to Nebraska,  
19-24, Jan. 1, 2014)



**JERE W. MOREHEAD**  
President  
(Georgia, JD, '80)



**PROF. DAVID SHIPLEY**  
Faculty Representative  
(Oberlin, '72;  
Univ. of Chicago, JD, '75)



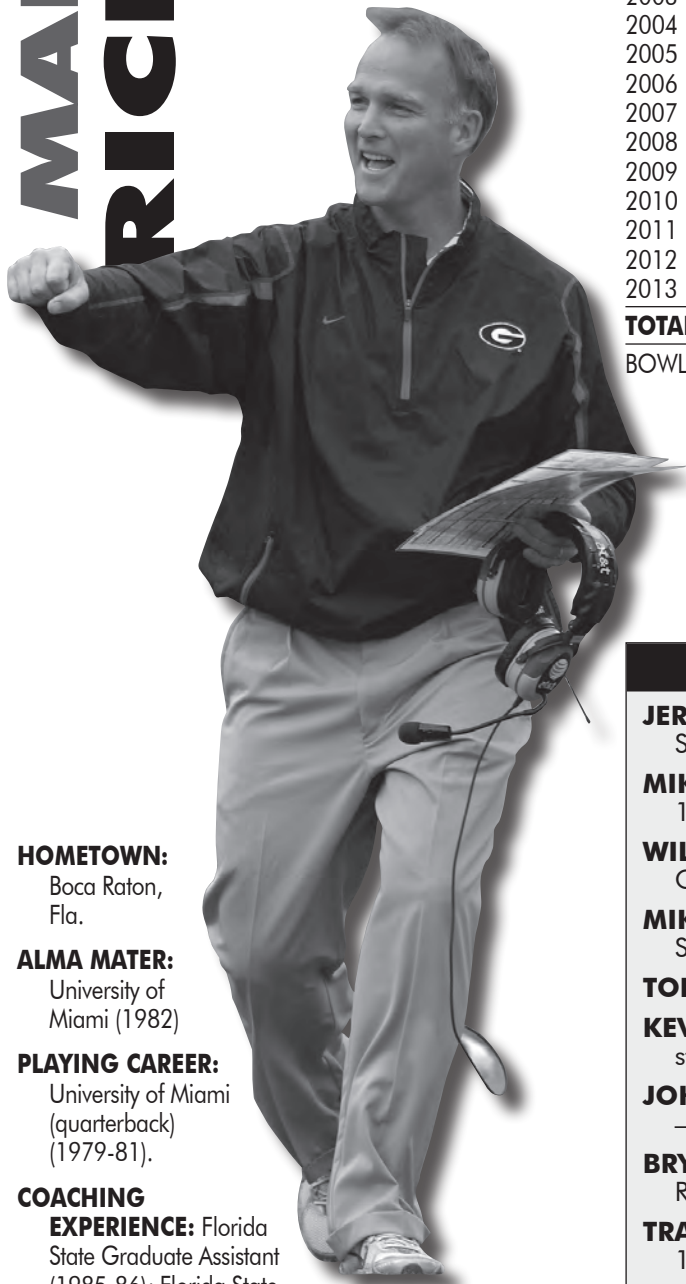
**GREG MCGARITY**  
J. Reid Parker  
Director of Athletics  
(Georgia, '76)



**MARK RICHT**  
Head Football Coach  
(Miami, Fla., '82)



# MARK RICHT



**HOMETOWN:**

Boca Raton,  
Fla.

**ALMA MATER:**

University of  
Miami (1982)

**PLAYING CAREER:**

University of Miami  
(quarterback)  
(1979-81).

**COACHING**

**EXPERIENCE:** Florida State Graduate Assistant (1985-86); Florida State Volunteer Assistant (1987-88); East Carolina Offensive Coordinator (1989); Florida State Quarterbacks Coach (1990-2000); Florida State Offensive Coordinator (1994-2000); Georgia Head Coach (2001-present).

**COACHING ACHIEVEMENTS:** 2002, 2005 SEC Coach of the Year; 2002 and 2005 SEC Champions.

**BORN:** February 18, 1960 in Omaha, Neb.

**WIFE:** Katharyn Francis

**CHILDREN:** Jon, David, Zach, Anya

## YEAR-BY-YEAR

Year	School	Conf.	Pct.	All	Pct.	Bowl
2001	Georgia	5-3	.625	8-4	.667	Music City
2002	Georgia	7-1	.875	13-1	.929	Sugar
2003	Georgia	6-2	.750	11-3	.786	Capital One
2004	Georgia	6-2	.750	10-2	.833	Outback
2005	Georgia	6-2	.750	10-3	.769	Sugar
2006	Georgia	4-4	.500	9-4	.692	Chick-fil-A
2007	Georgia	6-2	.750	11-2	.846	Sugar
2008	Georgia	6-2	.750	10-3	.769	Capital One
2009	Georgia	4-4	.500	8-5	.615	Independence
2010	Georgia	3-5	.375	6-7	.462	Liberty
2011	Georgia	7-1	.875	10-4	.714	Outback
2012	Georgia	7-1	.875	12-2	.857	Capital One
2013	Georgia	5-3	.625	8-5	.615	Gator
<b>TOTALS</b>		<b>72-32</b>	<b>.692</b>	<b>126-45</b>	<b>.737</b>	<b>13 Years</b>
<b>BOWL RECORD:</b>		8-5	.615			

## ASSISTANT COACHES

**JEREMY PRUITT** (West Alabama, 1999) – Defensive Coord./Secondary – 1st Year

**MIKE BOBO** (Georgia, 1997) – Offensive Coordinator/QBs – 14 Years

**WILL FRIEND** (Alabama, 1998) – Offensive Line/Running Game Coord. – 4 Years

**MIKE EKELER** (Kansas State, 1995) – Inside Linebackers/Defensive Special Teams – 1st Year

**TONY BALL** (UT-Chattanooga, 1983) – Wide Receivers – 9 Years

**KEVIN SHERRER** (Alabama, 1996) – Sam Linebackers/Star – 1st Year

**JOHN LILLY** (Guilford, 1990) – Tight Ends/Offensive Special Teams – 7 Years

**BRYAN MCCLENDON** (Georgia, 2005) – Running Backs/Recruiting Coord. – 6 Years

**TRACY ROCKER** (Auburn, 1992) – Def. Line/Will Linebackers – 1st Year

## SUPPORT STAFF

**BRAD HUTCHERSON** (Georgia, 2008) – Director of Football Operations

**JOHN EASON** (Florida A&M, 1969) – Director of Player Development

**DAVE VAN HALANGER** (West Virginia, 1976) – Director of Player Welfare

**JOE TERESHINSKI** (Georgia, 1977) – Director of Strength and Conditioning

## RETURNING OFFENSIVE STARTERS

No.	Name	POS	CLASS	HT	WT	EXP	Hometown/Last School
61	David Andrews	C	Sr.	6-2	295	3L	Johns Creek, Ga./Wesleyan
71	John Theus	SN	Jr.	6-6	298	2L	Jacksonville, Fla./Bolles
3	Todd Gurley	TB	Jr.	6-1	232	2L	Tarboro, N.C./Tarboro
43	Merritt Hall	FB	Jr.	5-11	226	2L	Alpharetta, Ga./Wesleyan
82	Michael Bennett	SE	Jr.	6-3	205	3L	Alpharetta, Ga./Alpharetta
31	Chris Conley	FLK	Sr.	6-3	206	3L	Dallas, Ga./North Paulding

## RETURNING DEFENSIVE STARTERS

No.	Name	POS	CLASS	HT	WT	EXP	Hometown/Last School
51	Ramik Wilson	ILB	Sr.	6-2	232	2L	Tampa, Fla./Jefferson
52	Amarlo Herrera	ILB	Sr.	6-2	244	3L	College Park, Ga./North Clayton
58	Sterling Bailey	DE	Jr.	6-3	282	1L	Gainesville, Ga./East Hall
93	Chris Mayes	N	Jr.	6-4	321	1L	Griffin, Ga./Gulf Coast (Miss.) CC
59	Jordan Jenkins	OLB	Jr.	6-3	246	2L	Hamilton, Ga./Harris County
84	Leonard Floyd	OLB	So.	6-4	220	1L	Eastman, Ga./Hargrave Military Academy
5	Damian Swann	CB	Sr.	5-11	178	3L	Atlanta, Ga./Grady
20	Quincy Mauger	FS	So.	6-0	200	1L	Marietta, Ga./Kell

## STARTERS LOST

Name	POS	CLASS	HT	WT
Aaron Murray	QB	Sr.	6-1	208
Josh Harvey-Clemons	SS	So.	6-5	212
Garrison Smith	DE	Sr.	6-3	299
Shaq Wiggins	CB	So.	5-10	165
Dallas Lee	OG	Sr.	6-4	295
Chris Burnette	OG	Sr.	6-2	314
Kenarious Gates	OT	Sr.	6-5	327
Arthur Lynch	TE	Sr.	6-5	254

## RETURNING STATISTICAL LEADERS

RUSHING:	ATT	YARDS	AVG	TDS
Todd Gurley	165	989	98.9	10
Keith Marshall	56	246	49.2	1

PASSING:	ATT	COMP	INT	TDS	YARDS	PCT.
Hutson Mason	110	67	3	5	968	60.9

RECEIVING:	REC	YARDS	AVG	AVG/GAME	TDS
Chris Conley	45	651	14.5	59.2	4
Michael Bennett	41	538	13.1	48.9	4
*Malcolm Mitchell	40	572	14.3	44.0	4

\*Malcolm Mitchell stats from 2012 season

TACKLES:	TOTAL	SOLO	ASST	INT	SACKS	TFL (YDS)
Ramik Wilson	133	76	57	0	4.0	11.0 (38)
Amarlo Herrera	112	54	58	1	0.5	5.0 (13)
Leonard Floyd	55	34	21	0	6.5	9.5 (63)
Jordan Jenkins	45	30	15	0	5.0	12.0 (62)

## 2013 RESULTS

8-5 Overall • 5-3 SEC

Home: 5-1 Away: 2-3 Neutral: 1-1 vs. Division: 4-2 vs. Top 25: 2-3

Aug. 31	[5/5]	at Clemson [TV: 6-7] (8/8)	L	35-38	83,830
Sept. 7	[11/12]	South Carolina* [TV: 2-6] (6/6)	W	41-30	92,746
Sept. 21	[9/10]	North Texas [tv: 5-10-13]	W	45-21	92,746
Sept. 28	[9/10]	LSU* [TV: 1]	W	44-41	92,746
Oct. 5	[6/6]	at Tennessee* [TV: 1]	W	34-31 OT	102,455
Oct. 12	[7/7]	Missouri* [tv: 2-6] (25/rv)	L	26-41	92,746
Oct. 19	[15/16]	at Vanderbilt* [TV: 1]	L	27-31	40,350
Nov. 2	[rv/rv]	vs. Florida* (Jacksonville) [TV: 1]	W	23-20	84,693
Nov. 9	[rv/rv]	Appalachian State [TV: 19]	W	45-6	92,746
Nov. 16	[25/rv]	at Auburn* [TV: 1] (7/9)	L	38-43	87,451
Nov. 23	[rv/rv]	Kentucky* [TV: 4-6]	W	59-17	92,746
Nov. 30	[rv/rv]	at Georgia Tech [TV: ABC]	W	41-34 2OT	54,914
Jan. 1	[23/24]	vs. Nebraska [TV: 3-6]	L	19-24	60,712

TaxSlayer.com Gator Bowl; Jacksonville, Fla.

## GEORGIA Team Information

**BASIC OFFENSE:** Pro Style

**BASIC DEFENSE:** 3-4

**LETTERMEN RETURNING: 51**

**OFFENSE:** 23

**DEFENSE:** 24

**SPECIALTY:** 4

**LETTERMEN LOST: 23**

**OFFENSE:** 14

**DEFENSE:** 9

**SPECIALTY:** 0

**STARTERS RETURNING: 16**

**OFFENSE:** 6

**DEFENSE:** 8

**SPECIALTY:** 2

**STARTERS LOST: 8**

**OFFENSE:** 5

**DEFENSE:** 3

**SPECIALTY:** 0

**NOTE:** Specialists include punter and place-kicker only.



## ALL-STAR CANDIDATES

### Todd GURLEY

Junior • TB • 6-1 • 232 • Tarboro, N.C.



- Has rushed for 2,374 yards and 27 touchdowns in the last two seasons, including 989 yards in 10 games in 2013.
- Tied for the lead in the FBS for running backs and led the team with his six receiving touchdowns in 2013.
- Has rushed for 100 or more yards 13 times in 24 career games, and was third on the team in receiving with 37 catches for 441 yards.

### Marshall MORGAN

Junior • PK • 6-3 • 200 • Ft. Lauderdale, Fla.



- Set the SEC record for best field goal percentage (91.67) with a minimum of 20 made in 2013, going 22-for-24.
- Set the school record for most consecutive field goals made in a season with 17.
- Voted to Associated Press All-SEC First Team and the All-SEC Coaches' First Team and was a semifinalist for the Lou Groza Award.

### Ramik WILSON

Senior • ILB • 6-2 • 232 • Tampa, Fla.



- Led the SEC and the Georgia defense in total tackles with 133 in 2013, just third Bulldog to lead the league in tackles.
- Registered career-best performance with 18 tackles, including a sack, vs. Auburn in 2013.
- Finished the 2013 season with 11 tackles for loss and four sacks and was voted to the Associated Press All-SEC First Team and the All-SEC Coaches' First Team.

### Chris CONLEY

Senior • FLK • 6-3 • 206 • Dallas, Ga.



- Led the team in receptions (45) and receiving yards (651) and had four touchdowns catches in 2013.
- Led the team with 129 receiving yards on a career-high seven catches in the win at Georgia Tech.
- Recipient of the Coffee County Hustle Award at the conclusion of spring practice, given to players showing the most desire during spring drills.

## 2014 ROSTER

No.	Name	POS	CL	HT	WT	EXP	Hometown
61	David Andrews	C	Sr.	6-2	295	3VL	Johns Creek, Ga.
24	Tristan Askew	CB	Sr.	5-11	177	SQ	Kent, Wash.
97	John Atkins	DL	RFr.	6-4	322	SQ	Thomson, Ga.
58	Sterling Bailey	DE	Jr.	6-3	282	1VL	Gainesville, Ga.
32	Collin Barber	P	Jr.	6-2	200	2VL	Cartersville, Ga.
10	Faton Bauta	QB	RSo.	6-3	216	SQ	West Palm Beach, Fla.
79	Mark Beard	OG	Sr.	6-5	300	2VL	Adamsville, Ala.
93	Patrick Beless	PK	Jr.	5-9	162	SQ	Atlanta, Ga.
17	Davin Bellamy	OLB	RFr.	6-5	235	SQ	Chamblee, Ga.
82	Michael Bennett	SE	Sr.	6-3	205	3VL	Alpharetta, Ga.
37	Devin Bowman	CB	Jr.	6-0	180	2VL	Rossville, Ga.
39	Dominic Bryan	RB	RSo.	6-0	236	SQ	Germantown, Md.
85	Aulden Bynum	TE	RFr.	6-5	261	SQ	Valdosta, Ga.
60	Josh Cardiello	OG	RFr.	6-3	299	SQ	Buford, Ga.
45	Reggie Carter	ILB	So.	6-1	229	1VL	Snellville, Ga.
41	Jared Chapple	TE	RSo.	6-4	227	SQ	Alpharetta, Ga.
31	Chris Conley	FLK	Sr.	6-3	206	3VL	Dallas, Ga.
78	Watts Dantzler	OG	Sr.	6-7	307	1VL	Dalton, Ga.
35	Aaron Davis	CB	RFr.	6-1	190	SQ	Locust Grove, Ga.
16	James Davis	CB	Jr.	5-11	205	HS	Baconton, Ga.
85	Jordan Davis	TE	RFr.	6-4	225	SQ	Thomson, Ga.
81	Reggie Davis	FLK	So.	6-0	159	1VL	Tallahassee, Fla.
91	Josh Dawson	DE	Jr.	6-4	275	2VL	Tucker, Ga.
2	Sheldon Dawson	CB	Jr.	5-11	190	2VL	North Memphis, Tenn.
76	Zach DeBell	OT	Jr.	6-6	273	SQ	Tarpon Springs, Fla.
89	James DeLoach	OLB	Jr.	6-3	265	1VL	Millen, Ga.
22	Brendan Douglas	TB	So.	5-11	202	1VL	Augusta, Ga.
47	Ray Drew	DE	Sr.	6-5	276	3VL	Thomasville, Ga.
6	Michael Erdman	SE	Sr.	5-10	191	SQ	Merritt Island, Fla.
97	Adam Erickson	P	Sr.	5-10	171	2VL	Athens, Ga.
23	James Eunice	WR	Sr.	6-0	175	HS	Valdosta, Ga.
44	Cameron Faulkner	FB	Jr.	5-11	240	SQ	Snellville, Ga.
84	Leonard Floyd	OLB	So.	6-4	220	1VL	Eastman, Ga.
69	Trent Frix	SN	So.	6-0	218	SQ	Calhoun, Ga.
36	Devin Gillespie	SS	RSo.	5-10	189	SQ	Grayson, Ga.
15	J.J. Green	DB	So.	5-9	183	1VL	Kingsland, Ga.
23	Jonah Guinn	S	So.	6-0	210	TR	Walnut Grove, Ga.
3	Todd Gurley	TB	Jr.	6-1	232	2VL	Tarboro, N.C.
43	Merritt Hall	FB	Jr.	5-11	226	2VL	Alpharetta, Ga.
52	Amarlo Herrera	ILB	Sr.	6-2	244	3VL	College Park, Ga.
59	Matthew Herzwurm	SN	RFr.	6-0	225	HS	Augusta, Ga.
48	Quayvon Hicks	FB	Jr.	6-2	257	2VL	Blackshear, Ga.
75	Kolton Houston	OT	Sr.	6-5	280	1VL	Buford, Ga.
59	Jordan Jenkins	OLB	Jr.	6-3	246	2VL	Hamilton, Ga.
38	Clay Johnson	FLK	RSo.	6-1	171	SQ	Calhoun, Ga.
10	Kennar Johnson	CB	Jr.	6-2	185	SQ	Miami, Fla.
88	Toby Johnson	DE	Sr.	6-4	305	1VL	College Park, Ga.
18	Jesse Jones	CB	Jr.	6-0	194	SQ	Alto, Ga.

No.	Name	POS	CL	HT	WT	EXP	Hometown
36	Kyle Karempelis	TB	Sr.	5-9	180	1VL	Roswell, Ga.
42	Tim Kimbrough	ILB	So.	6-0	228	HS	Indianapolis, Ind.
54	Brandon Kublanow	OG	So.	6-3	290	1VL	Marietta, Ga.
4	Brendan Langley	WR	So.	6-1	181	1VL	Marietta, Ga.
66	Hunter Long	C	Jr.	6-4	312	SQ	Memphis, Tenn.
43	Tommy Long	ILB	RSo.	6-2	220	SQ	Marietta, Ga.
83	Jack Loonam	TE	Sr.	6-0	213	SQ	Lexington, S.C.
4	Keith Marshall	TB	Jr.	5-11	219	2VL	Raleigh, N.C.
14	Hutson Mason	QB	Sr.	6-3	202	3VL	Marietta, Ga.
20	Quincy Mauger	FS	So.	6-0	200	1VL	Marietta, Ga.
47	Taylor Maxey	FB	Sr.	5-10	220	SQ	Statham, Ga.
93	Chris Mayes	N	Jr.	6-4	321	1VL	Griffin, Ga.
46	A.J. McDonald	ILB	Sr.	6-0	226	SQ	Suwanee, Ga.
8	Shaun McGee	OLB	RFr.	6-3	233	SQ	Snellville, Ga.
65	Eddie McQuillen	OT	Jr.	6-8	300	SQ	Newnan, Ga.
26	Malcolm Mitchell	FLK	Jr.	6-1	190	2VL	Valdosta, Ga.
39	Corey Moore	SS	Sr.	6-2	214	3VL	Griffin, Ga.
13	Marshall Morgan	PK	Jr.	6-3	200	2VL	Ft. Lauderdale, Fla.
19	Javonte' Nelson	CB	Jr.	5-11	198	HS	Wrens, Ga.
50	Johnny O'Neal	ILB	So.	6-2	225	SQ	Dublin, Ga.
7	Jacob Park	QB	Fr.	6-4	210	HS	Goose Creek, S.C.
94	Thomas Pritchard	PK	RSo.	5-10	164	SQ	Louisville, Ga.
73	Greg Pyke	OG	RSo.	6-6	326	SQ	Baltimore, Md.
12	Brice Ramsey	QB	RFr.	6-3	205	SQ	Kingsland, Ga.
38	Ryne Rankin	ILB	So.	6-1	222	1VL	Orlando, Fla.
24	Lucas Redd	FS	Sr.	6-1	207	1VL	Jefferson, Ga.
87	Jay Rome	TE	Jr.	6-6	254	2VL	Valdosta, Ga.
18	Jonathon Rumph	SE	Sr.	6-5	208	1VL	Cayce, S.C.
86	Justin Scott-Wesley	SE	Jr.	5-11	206	2VL	Camilla, Ga.
67	Michael Scullin	OL	RFr.	6-2	285	SQ	Cumming, Ga.
55	Billy Seward	OG	RFr.	6-3	270	SQ	Watkinsville, Ga.
5	Damian Swann	CB	Sr.	5-11	178	3VL	Atlanta, Ga.
74	Thomas Swilley	OL	RFr.	6-3	320	SQ	Athens, Ga.
94	Jon Taylor	DE	RSo.	6-4	336	1VL	Millen, Ga.
1	Tramel Terry	S	RFr.	6-0	184	SQ	Goose Creek, S.C.
71	John Theus	OT	Jr.	6-6	298	2VL	Jacksonville, Fla.
49	Nathan Theus	SN	Jr.	6-3	241	1VL	Jacksonville, Fla.
96	Mike Thornton	N	Sr.	6-1	290	2VL	Stone Mountain, Ga.
8	Blake Tibbs	FLK	RSo.	6-2	179	SQ	Lithonia, Ga.
9	Kenneth Towns	SE	RSo.	6-3	201	1VL	Albany, Ga.
35	A.J. Turman	TB	RFr.	6-0	198	SQ	Orlando, Fla.
32	Ridge Underwood	ILB	So.	6-2	230	TR	Moultrie, Ga.
33	Kyle Vagher	TB	Jr.	5-9	206	TR	Fayetteville, Ga.
30	Kosta Vavlas	ILB	Sr.	6-0	214	3VL	Tarpon Springs, Fla.
63	Xzavier Ward	OT	Jr.	6-7	278	1VL	Moultrie, Ga.
77	Glenn Welch	OL	RFr.	6-3	290	SQ	Jesup, Ga.
9	Reggie Wilkerson	CB	RFr.	5-11	171	SQ	Citra, Fla.
51	Ramik Wilson	ILB	Sr.	6-2	232	2VL	Tampa, Fla.



## YEAR-BY-YEAR RECORDS

Year	Coach	SEC	SEC Finish	Overall	Bowls
1892	Dr. Charles Herly	1-1			
1893	Ernest Brown	2-2-1			
1894	Robert Winston	5-1			
1895	Glenn "Pop" Warner	3-4			
1896	Glenn "Pop" Warner	4-0			
1897	Charles McCarthy	2-1			
1898	Charles McCarthy	4-2			
1899	Gordon Saussy	2-3-1			
1900	E. E. Jones	2-4			
1901	Billy Reynolds	1-5-2			
1902	Billy Reynolds	4-2-1			
1903	M. M. Dickinson	3-4			
1904	Charles A. Barnard	1-5			
1905	M. M. Dickinson	1-5			
1906	W. S. Whitney	2-4-1			
1907	W. S. Whitney	4-3-1			
1908	Branch Bocock	5-2-1			
1909	J. Coulter	1-4-2			
	Frank Dobson				
1910	W. A. Cunningham	6-2-1			
1911	W. A. Cunningham	7-1-1			
1912	W. A. Cunningham	6-1-1			
1913	W. A. Cunningham	6-2			
1914	W. A. Cunningham	3-5-1			
1915	W. A. Cunningham	5-2-2			
1916	W. A. Cunningham	6-3			
1919	W. A. Cunningham	4-2-3			
1920	H. J. Stegeman	8-0-1			
1921	H. J. Stegeman	7-2-1			
1922	H. J. Stegeman	5-4-1			
1923	George Woodruff	5-3-1			
1924	George Woodruff	7-3			
1925	George Woodruff	4-5			
1926	George Woodruff	5-4			
1927	George Woodruff	9-1			
1928	Harry Mehre	4-5			
1929	Harry Mehre	6-4			
1930	Harry Mehre	7-2-1			
1931	Harry Mehre	8-2			
1932	Harry Mehre	2-5-2			
1933	Harry Mehre	3-1	3	8-2	-
1934	Harry Mehre	3-2	5	7-3	-
1935	Harry Mehre	2-4	11	6-4	-
1936	Harry Mehre	3-3	6	5-4-1	-
1937	Harry Mehre	1-2-2	10	6-3-2	-
1938	Joel Hunt	1-2-1	9	5-4-1	-
1939	Wally Butts	1-3	9	5-6	-
1940	Wally Butts	2-3-1	7	5-4-1	-
1941	Wally Butts	3-1-1	4	9-1-1	Orange
1942	Wally Butts	6-1	1	11-1	Rose
1943	Wally Butts	0-3	4†	6-4	-
1944	Wally Butts	4-2	3	7-3	-
1945	Wally Butts	4-2	4	9-2	Oil
1946	Wally Butts	5-0	1†	11-0	Sugar
1947	Wally Butts	3-3	4†	7-4-1	Gator
1948	Wally Butts	6-0	1	9-2	Orange
1949	Wally Butts	1-4-1	10†	4-6-1	-
1950	Wally Butts	3-2-1	6	6-2-3	Presidential
1951	Wally Butts	2-4	9†	5-5	-
1952	Wally Butts	4-3	5	7-4	-
1953	Wally Butts	1-5	10†	3-7	-
1954	Wally Butts	3-2-1	5	6-3-1	-
1955	Wally Butts	2-5	11	4-6	-
1956	Wally Butts	1-6	12	3-6-1	-
1957	Wally Butts	3-4	9	3-7	-
1958	Wally Butts	2-4	10	4-6	-
1959	Wally Butts	7-0	1	10-1	Orange
1960	Wally Butts	4-3	6	6-4	-
1961	Johnny Griffith	2-5	9	3-7	-
1962	Johnny Griffith	2-3-1	7†	3-4-3	-
1963	Johnny Griffith	2-4	9	4-5-1	-
1964	Vince Dooley	4-2	2†	7-3-1	Sun
1965	Vince Dooley	3-3	6†	6-4	-
1966	Vince Dooley	6-0	1†	10-1	Cotton
1967	Vince Dooley	4-2	3†	7-4	Liberty
1968	Vince Dooley	5-0-1	1	8-1-2	Sugar
1969	Vince Dooley	2-3-1	6	5-5-1	Sun
1970	Vince Dooley	3-3	5†	5-5	-
1971	Vince Dooley	5-1	2†	11-1	Gator
1972	Vince Dooley	4-3	5	7-4	-
1973	Vince Dooley	3-4	5†	7-4-1	Peach
1974	Vince Dooley	4-2	2†	6-6	Tangerine
1975	Vince Dooley	5-1	2†	9-3	Cotton
1976	Vince Dooley	5-1	1†	10-2	Sugar
1977	Vince Dooley	2-4	7	5-6	-
1978	Vince Dooley	5-0-1	2	9-2-1	Bluebonnet
1979	Vince Dooley	5-1	2	6-5	-
1980	Vince Dooley	6-0	1	12-0	Sugar

Year	Coach	SEC	SEC Finish	Overall	Bowls
1981	Vince Dooley	6-0	1†	10-2	Sugar
1982	Vince Dooley	6-0	1	11-1	Sugar
1983	Vince Dooley	5-1	2	10-1-1	Cotton
1984	Vince Dooley	4-2	3†	7-4-1	Citrus
1985	Vince Dooley	3-2-1	4	7-3-2	Sun
1986	Vince Dooley	4-2	2†	8-4	Hall of Fame
1987	Vince Dooley	4-2	4†	8-4	Liberty
1988	Vince Dooley	5-2	3	9-3	Gator
1989	Ray Goff	4-3	4†	6-6	Peach
1990	Ray Goff	2-5	6†	4-7	-
1991	Ray Goff	4-3	4†	9-3	Independence
1992	Ray Goff	6-2	1†-E	10-2	Citrus
1993	Ray Goff	2-6	4-E	5-6	-
1994	Ray Goff	3-4-1	4-E	6-4-1	-
1995	Ray Goff	3-5	3-E	6-6	Peach
1996	Jim Donnan	3-5	4-E	5-6	-
1997	Jim Donnan	6-2	2-E	10-2	Outback
1998	Jim Donnan	6-2	3-E	9-3	Peach
1999	Jim Donnan	5-3	3-E	8-4	Outback
2000	Jim Donnan	5-3	T2-E	8-4	Oahu
2001	Mark Richt	5-3	T3-E	8-4	Music City
2002	Mark Richt	7-1	1-E	13-1	Sugar
2003	Mark Richt	6-2	T1-E	11-3	Capital One
2004	Mark Richt	6-2	2-E	10-2	Outback
2005	Mark Richt	6-2	1-E	10-3	Sugar
2006	Mark Richt	4-4	T3-E	9-4	Chick-fil-A
2007	Mark Richt	6-2	T1-E	11-2	Sugar
2008	Mark Richt	6-2	2-E	10-3	Capital One
2009	Mark Richt	4-4	T2-E	8-5	Independence
2010	Mark Richt	3-5	T3-E	6-7	Liberty
2011	Mark Richt	7-1	1-E	10-4	Outback
2012	Mark Richt	7-1	1-E	12-2	Capital One
2013	Mark Richt	5-3	3-E	8-5	Gator

## BOWL RESULTS (27-19-3)

Bowl	Opponent	Result	Date
Orange	Texas Christian	W 40-26	1-1-42
Rose	UCLA	W 9-0	1-1-43
Oil	Tulsa	W 20-6	1-1-46
Sugar	North Carolina	W 20-10	1-1-47
Gator	Maryland	T 20-20	1-1-48
Orange	Texas	L 28-41	1-1-49
Presidential	Texas A&M	L 20-40	12-9-50
Orange	Missouri	W 14-0	1-1-60
Sun	Texas Tech	W 7-0	12-26-64
Cotton	Southern Methodist	W 24-9	12-31-66
Liberty	North Carolina State	L 7-14	12-16-67
Sugar	Arkansas	L 2-16	1-1-69
Sun	Nebraska	L 6-45	12-20-69
Gator	North Carolina	W 7-3	12-31-71
Peach	Maryland	W 17-16	12-28-73
Tangerine	Miami-Ohio	L 10-21	12-20-74
Cotton	Arkansas	L 10-31	1-1-76
Sugar	Pittsburgh	L 3-27	1-1-77
Bluebonnet	Stanford	L 22-25	12-31-78
Sugar	Notre Dame	W 17-10	1-1-81
Sugar	Pittsburgh	L 20-24	1-1-82
Sugar	Penn State	L 23-27	1-1-83
Cotton	Texas	W 10-9	1-2-84
Citrus	Florida State	T 17-17	12-22-84
Sun	Arizona	T 13-13	12-28-85
Hall of Fame	Boston College	L 24-27	12-23-86
Liberty	Arkansas	W 20-17	12-29-87
Gator	Michigan State	W 34-27	1-1-89
Peach	Syracuse	L 18-19	12-30-89
Independence	Arkansas	W 24-15	12-29-92
Citrus	Ohio State	W 21-14	1-1-93
Peach	Virginia	L 27-34	12-30-95
Outback	Wisconsin	W 33-6	1-1-98
Peach	Virginia	W 35-33	12-31-98
Outback	Purdue	W 28-25 OT	1-1-2000
Oahu	Virginia	W 37-14	12-24-2000
Music City	Boston College	L 16-20	12-28-2001
Sugar	Florida State	W 26-13	1-1-2003
Capital One	Purdue	W 34-27 OT	1-1-2004
Outback	Wisconsin	W 24-21	1-1-2005
Sugar	West Virginia	L 35-38	1-2-2006
Chick-fil-A	Virginia Tech	W 31-24	12-30-2006
Sugar	Hawai'i	W 41-10	1-1-2008
Capital One	Michigan State	W 24-12	1-1-2009
Independence	Texas A&M	W 44-20	12-28-2009
Liberty	Central Florida	L 6-10	12-31-2010
Outback	Michigan State	L 30-33 (3OT)	1-2-2012
Capital One	Nebraska	W 45-31	1-1-2013
Gator	Nebraska	L 19-24	1-1-2014



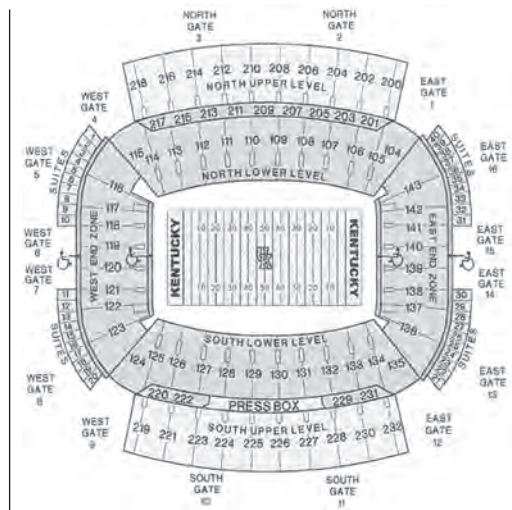
## 2014 SCHEDULE

Aug. 30	UT MARTIN	First Meeting
Sept. 6	OHIO	UK leads 3-2-0
Sept. 13	at Florida*	UF leads 47-17
Sept. 27	VANDERBILT*	Tied 41-41-4
Oct. 4	SOUTH CAROLINA*	USC leads 17-7-1
Oct. 11	LA MONROE	UK leads 3-1
Oct. 18	at LSU*	LSU leads 39-16-1
Oct. 25	MISSISSIPPI STATE*	UK leads 21-20
Nov. 1	at Missouri*	Tied 2-2
Nov. 8	GEORGIA*	UGA leads 53-12-2
Nov. 15	at Tennessee*	UT leads 76-24-9
Nov. 29	at Louisville	UK leads 14-12

## University of Kentucky Wildcat Quick Facts

**LOCATION:** Lexington, Kentucky  
**FOUNDED:** 1865  
**ENROLLMENT:** 29,410  
**NICKNAME:** Wildcats  
**COLORS:** Blue (PMS 286) and White  
**STADIUM:** Commonwealth (62,093)  
**PLAYING SURFACE:** Natural Grass  
**FIRST GAME:** Sept. 15, 1973 –  
 Kentucky 31, Virginia Tech 26  
**HOME RECORD:** 138-121-4 (.532)  
**HOME ATTENDANCE:** 416,303  
 (59,471 avg./87.5% Capacity)  
**ALL-TIME RECORD:** 582-592-44  
 (.496/1,218 games)

**2013 RECORD:** 2-10 (2-5 H, 0-4 A,  
 0-1 N, 0-6 vs. Eastern Division)  
**2013 SEC RECORD/FINISH:**  
 0-8/7th SEC East  
**SEC CHAMPIONSHIPS:** 2 (1950,  
 76t)  
**BOWL:** N/A  
**BOWL APPEARANCES:** 15  
**BOWL RECORD:** 8-7 (.533)  
**LAST BOWL APPEARANCE:** BBVA  
 Compass Bowl, Birmingham, Ala.  
 (lost to Pittsburgh, 10-27, Jan. 8,  
 2011)



**DR. ELI CAPILOUTO**  
 President  
 (Alabama, '71)



**JOSEPH L. FINK III**  
 Faculty Representative  
 (Philadelphia College of  
 Pharmacy & Science, '70)



**MITCH BARNHART**  
 Athletics Director  
 (Ottawa, '81)



**MARK STOOPS**  
 Head Football Coach  
 (Iowa, '89)



# MARK STOOPS



**ALMA MATER:** Iowa (1989)

**PLAYING CAREER:** Defensive back at the University of Iowa, 1985-89

**PLAYING ACCOMPLISHMENTS:** Participated in four bowl games

**COACHING EXPERIENCE:** Iowa, graduate assistant, 1990-91; Nordon High School, defensive backs, 1992-95; South Florida, defensive backs, 1996; Wyoming, defensive backs, 1997-99; Houston, co-defensive coordinator, safeties, 2000; Miami (Fla.), defensive backs 2001-03; Arizona, defensive coordinator, defensive backs, 2004-09; Florida State, defensive coordinator, defensive backs, 2010-12; Kentucky, head coach, 2013-

**COACHING ACCOMPLISHMENTS:** Participated in 10 bowl games as a coach -- two Rose, two Orange, two Holiday, Fiesta, Las Vegas, Chick-fil-A, Champs Sports; won national championship for 2001 season at Miami

**WIFE:** Chantel

**CHILDREN:** Will and Zack

## YEAR-BY-YEAR

Year	School	Conf.	Pct.	All	Pct.	Bowl
2013	Kentucky	0-8	.000	2-10	.167	
<b>TOTALS</b>		<b>0-8</b>	<b>.000</b>	<b>2-10</b>	<b>.167</b>	<b>1 Year</b>
<b>BOWL RECORD:</b>		N/A				

## ASSISTANT COACHES

**DERRICK ANSLEY** (Troy, 2005) – Cornerbacks – 2nd Year

**NEAL BROWN** (UMASS, 2002) – Offensive Coordinator, Quarterbacks – 2nd Year

**JIMMY BRUMBAUGH** (Auburn, 2000) – Defensive Line – 2nd Year

**DAN CARREL** (West Liberty, 2011) – Graduate Assistant/Defense – 1st Year

**MAX DRISKO** (Texas Tech, 2013) – Graduate Assistant/Offense – 1st Year

**D.J. ELIOT** (Wyoming, 1999) – Defensive Coordinator, Linebackers – 2nd Year

**TOMMY MAINORD** (Tarleton State, 2000) – Wide Receivers – 2nd Year

**VINCE MARROW** (Toledo, 1992) – Tight Ends, Recruiting Coordinator – 2nd Year

**CRAIG NAIVAR** (Hardin-Simmons, 1994) – Special Teams Coordinator, Safeties – 1st Year

**JOSH PRUITT** (Troy, 2009) – Graduate Assistant/Offense – 2nd Year

**JOHN SCHLARMAN** (Kentucky, 1997) – Offensive Line – 2nd Year

**CHAD SCOTT** (North Carolina, 2005) – Running Backs/Running Game Coordinator – 2nd Year

**SAM SIMPSON** (Kentucky, 2012) – Graduate Assistant/Defense – 1st year

## SUPPORT STAFF

**ERIK KOREM** (Texas A&M, 2003) – High Performance Coach

**FRANK BUFFANO** (Arizona, 2006) – Director of Football Operations

**JIM MADALENO** (Michigan State, 1980) – Head Athletic Trainer

**TOM KALINOWSKI** (Kentucky, 1978) – Equipment Manager



# KENTUCKY

ALABAMA • ARKANSAS • AUBURN • FLORIDA • GEORGIA • KENTUCKY • LSU • OLE MISS

## RETURNING OFFENSIVE STARTERS

No.	Name	POS	CLASS	HT	WT	EXP	Hometown/Last School
70	Jordan Swindle	OT	Jr.	6-7	306	2L	St. Johns, Fla./Creekside
77	Darrian Miller	OT	Sr.	6-5	292	3L	Lexington, Ky./Bryan Station
75	Zach West	OG	Jr.	6-4	318	2L	Lexington, Ky./Lexington Christian Academy
72	Jon Toth	C	So.	6-5	301	1L	Indianapolis, Ind./Brebeuf Jesuit
8	Javess Blue	WR	Sr.	6-0	191	1L	Babson Park, Fla./Butler Community College
9	Demarco Robinson	WR	Sr.	5-10	158	3L	Ellenwood, Ga./Martin Luther King
1	Ryan Timmons	WR	So.	5-10	195	1L	Frankfort, Ky./Franklin County

## RETURNING DEFENSIVE STARTERS

No.	Name	POS	CLASS	HT	WT	EXP	Hometown/Last School
2	Alvin "Bud" Dupree	DE	Sr.	6-4	264	3L	Irwinton, Ga./Wilkinson County
94	Za'Darius Smith	DE	Sr.	6-6	263	1L	Greenville, Ala./East Miss. Community College
22	Khalid Henderson	LB	Jr.	6-1	228	2L	Mableton, Ga./Pebblebrook
24	Blake McClain	CB	So.	5-11	194	1L	Winter Park, Fla./Winter Park
21	Nate Willis	CB	Sr.	6-0	168	1L	Pahokee, Fla./Arizona Western College
3	Fred Tiller	CB	Jr.	6-0	170	2L	Homerville, Ga./Clinch County
5	Ashely Lowery	S	Sr.	6-1	220	3L	Cleveland, Ga./White County
28	Eric Dixon	S	Sr.	5-11	193	3L	Mobile, Ala./Vigor

## STARTERS LOST

Name	POS	CLASS	HT	WT
Kevin Mitchell	OG	Sr.	6-6	289
Jordan Aumiller	TE	Sr.	6-4	232
Raymond Sanders	RB	Sr.	5-8	187
Donte Rumph	DT	Sr.	6-3	320
Mister Cobble	DT	Sr.	6-0	338
Avery Williamson	LB	Sr.	6-1	238
Joe Mansour	K	Sr.	6-2	189
Jalen Whitlow	QB	So.	6-2	220

## RETURNING STATISTICAL LEADERS

RUSHING:	ATT	YARDS	AVG	TDS
Jojo Kemp	100	482	4.8	3
Ryan Timmons	12	91	7.6	0
Javess Blue	4	19	4.8	0

PASSING:	ATT	COMP	INT	TDS	YARDS	PCT
Maxwell Smith	105	183	1	1276	9	57.4

RECEIVING:	REC	YARDS	AVG	AVG/GAME	TDS
Javess Blue	43	586	13.6	53.3	4
Ryan Timmons	32	338	10.6	28.2	2
Jeff Badet	22	285	13.0	31.7	1

TACKLES:	TOTAL	SOLO	ASST	INT	SACKS	TFL (YDS)
Alvin "Bud" Dupree	61	35	26	0	7	9.5 (54)
Za'Darius Smith	59	24	35	0	6	6.5 (54)
Blake McClain	59	37	22	0	1	1 (9)

## 2013 RESULTS

2-10 Overall • 0-8 SEC

Home: 2-5 Away: 0-4 Neutral: 0-1 vs. Division: 0-6 vs. Top 25: 0-5

Aug. 31	vs. Western Kentucky (Nashville) [TV: 6-17]	L	26-35	47,623
Sept. 7	Miami (OH) [TV: 9-10-13]	W	41-7	54,846
Sept. 14	Louisville [TV: 2-6] (7/7)	L	13-27	65,445
Sept. 28	Florida* [TV: 4-6] (20/19)	L	7-24	62,076
Oct. 5	at South Carolina* [TV: 9-10-13] (13/12)	L	28-35	82,313
Oct. 12	Alabama* [TV: 3-6] (1/1)	L	7-48	69,873
Oct. 26	at Mississippi State* [TV: 2-6]	L	22-28	55,102
Nov. 2	Alabama State [TV: 8-10-13]	W	48-14	53,797
Nov. 9	Missouri* [TV: 4-6] (9/9)	L	17-48	55,280
Nov. 16	at Vanderbilt* [TV: 5-10-13]	L	6-22	33,488
Nov. 23	at Georgia* [TV: 4-6]	L	17-59	92,746
Nov. 30	Tennessee* [4-6]	L	14-27	54,896

## KENTUCKY Team Information

BASIC OFFENSE: Spread

BASIC DEFENSE: 4-3

### LETTERMEN RETURNING: 49

OFFENSE: 21

DEFENSE: 25

SPECIALTY: 3

### LETTERMEN LOST: 25

OFFENSE: 14

DEFENSE: 10

SPECIALTY: 1

### STARTERS RETURNING: 16

OFFENSE: 7

DEFENSE: 8

SPECIALTY: 1

### STARTERS LOST: 8

OFFENSE: 4

DEFENSE: 3

SPECIALTY: 1

**NOTE: Specialists include punter and place-kicker only.**



## ALL-STAR CANDIDATES

### Alvin "Bud" DUPREE

Senior • DE • 6-4 • 264 • Irwinton, Ga.



- Has earned All-SEC honors each of the last two seasons, playing both defensive end and linebacker during his career
- Finished in the top 10 in the SEC in quarterback sacks each of the past two seasons with 7 as a junior and 6.5 as a sophomore
- One of the nation's top-five most underrated players according to SportsOnEarth.com
- Career totals feature 173 tackles, 24.5 tackles for loss and 16 sacks
- Has played in 35 career games with 26 starts, recording at least three tackles in every game he has started

### Za'Darius SMITH

Senior • DE • 6-6 • 263 • Greenville, Ala.



- Was named third-team All-SEC last season by CollegeSportsMadness.com
- Ranked in the SEC top 10 in sacks with six
- Totaled 59 tackles for the season
- Had a career-high nine tackles against Georgia and posted six tackles and three sacks against Miami (Ohio)
- Went through the NFL Draft evaluation process but decided to return for his senior year

### Javess BLUE

Senior • WR • 6-0 • 191 • Babson Park, Fla.



- Had a great first year at Kentucky, leading the team in receiving with 43 catches for 586 yards and four touchdowns
- Finished top 15 in the SEC in receptions per game with 3.9 and receiving yards per game with 53.3
- In his first career home game, he caught a 88-yard touchdown pass, which was the fourth-longest pass in UK history
- Also has been a kickoff returner and punt returner

### Darrian MILLER

Senior • OT • 6-5 • 292 • Lexington, Ky.



- Has played in 36 career games with 26 starts, including 24 consecutive starts at left tackle
- Coaches said he was the team's best offensive player last season
- Helped three different UK players rush for more than 400 yards last season, marking the first time that has been accomplished since 1986
- Combines above-average strength with good athleticism and the ability to learn the offense quickly
- Serves as blindside protector for UK quarterbacks



# KENTUCKY

ALABAMA • ARKANSAS • AUBURN • FLORIDA • GEORGIA • KENTUCKY • LSU • OLE MISS

## 2014 ROSTER

No.	Name	POS	HT	WT	CL-EXP	Hometown
44*	Grant Aumiller	LB	6-0	210	Sr-Sq	Danville, Ky.
13*	Jeff Badet	WR	6-0	169	So-1L	Orlando, Fla.
	Dorian Baker	WR	6-3	205	Fr-HS	Cleveland Heights, Ohio
7*	Drew Barker	QB	6-3	216	Fr-HS	Burlington, Ky.
55	David Baumer	OG	6-5	295	Fr-HS	Cincinnati, Ohio
7*	Daron Blaylock	LB	6-1	214	Jr-2L	Marietta, Ga.
17*	Zack Blaylock	S	6-0	191	So-1L	Marietta, Ga.
8	Javess Blue	WR	6-0	191	Sr-1L	Babson Park, Fla.
	Blake Bone	WR	6-5	198	Fr-HS	Woodruff, S.C.
85	Steven Borden	TE	6-3	246	Sr-1L	Waxahachie, Texas
10*	Tyler Brause	LB	6-4	240	Sr-3L	Sycamore, Ohio
21*	Josh Clemons	RB	5-10	223	Jr-1L	Fayetteville, Ga.
92	Christian Coleman	DT	6-3	288	Sr-3L	Milan, Tenn.
48	Will Thomas Collins	FB	5-11	222	So-Tr	Jackson, Ky.
23	Rodney Cox	CB	6-0	179	Jr-Sq	Louisville, Ky.
81	Rashad Cunningham	WR	6-4	225	Jr-1L	Mobile, Ala.
28	Eric Dixon	S	5-11	193	Sr-3L	Mobile, Ala.
50	Mike Douglas	DT	6-4	288	Sr-3L	Largo, Fla.
	Tymere Dubose	DE	6-5	294	Fr-HS	Youngstown, Ohio
26	Tre' Dunn	LB	6-2	225	Sr-1L	Harrodsburg, Ky.
2	Alvin "Bud" Dupree	DE	6-4	264	Sr-3L	Irwinton, Ga.
76	Teven Eatmon-Nared	OT	6-7	339	Sr-2L	Bucyrus, Ohio
	Mike Edwards	S	6-0	186	Fr-HS	Cincinnati, Ohio
	Matt Elam	DT	6-7	375	Fr-HS	Elizabethtown, Ky.
18	Glenn Faulkner	S	6-2	195	Jr-2L	East St. Louis, Ill.
	Nico Farios	LB	6-2	221	Fr-HS	Longwood, Fla.
	Ryan Flannigan	LB	6-2	225	Jr-JC	Missouri City, Texas
83	Cameron Fogle	WR	5-11	203	Fr-RS	Hebron, Ky.
45	Josh Forrest	LB	6-3	236	Jr-2L	Paducah, Ky.
9*	Landon Foster	P	6-1	198	Jr-2L	Franklin, Tenn.
64	Max Godby	C/OG	6-4	298	Sr-1L	Louisville, Ky.
62	Dylan Greenberg	C	6-2	295	Fr-Tr	Tucson, Ariz.
71	John Gruenschlaeger	OG	6-11	363	Jr-2L	Fort Thomas, Ky.
11*	J.D. Harmon	CB	6-2	201	So-1L	Paducah, Ky.
6	Jason Hatcher	DE	6-3	242	So-1L	Louisville, Ky.
68	Nick Haynes	OG	6-3	319	Fr-RS	Niceville, Fla.
5*	Braylon Heard	RB	5-11	189	Jr-Tr	Youngstown, Ohio
22	Khalid Henderson	LB	6-1	228	Jr-2L	Mableton, Ga.
14*	Dorian Hendrix	LB	6-0	230	Fr-HS	Huber Heights, Ohio
87	Joey Herrick	WR	6-1	197	Jr-1L	Maynard, Mass.
4	Mikel Horton	RB	6-1	230	Fr-HS	West Chester, Ohio
56	Matt Howard	LS	5-10	208	Fr-RS	Berea, Ky.
91	Farrington Huguenin	DE	6-4	275	Jr-2L	Columbia, S.C.
66	Jacob Hyde	DT	6-2	333	Fr-RS	Manchester, Ky.
19	Jaleel Hytchye	CB	5-10	167	So-1L	Cincinnati, Ohio
51	Connor Itani	LS	6-0	195	Fr-RS	Vienna, Va.
67	Cory "C.J." Johnson	DT	6-3	299	Jr-JC	Columbia, S.C.
	Garrett Johnson	WR	5-11	176	Fr-HS	Winter Garden, Fla.
47	Jabari Johnson	DE	6-1	276	Jr-1L	Stone Mountain, Ga.
34	Thaddeus Kazunas	TE	6-2	219	Fr-RS	Louisville, Ky.
3*	Jojo Kemp	RB	5-10	194	So-1L	DeLand, Fla.
	Josh Krok	OL	6-8	303	Fr-HS	Niles, Ohio
	Jarrett LaRubbio	OL	6-8	282	Fr-HS	Middletown, Ohio
13*	Jared Leet	HOL	6-3	196	Jr-2L	Powell, Ohio

No.	Name	POS	HT	WT	CL-EXP	Hometown
90	Melvin Lewis	DT	6-4	320	Jr-JC	Compton, Calif.
	Darryl Long	TE	6-4	224	Fr-HS	Westerville, Ohio
58	Shaquille Love	OT	6-4	323	Jr-1L	Harriman, Tenn.
5*	Ashley Lowery	S	6-1	220	Sr-3L	Cleveland, Ga.
99	Austin MacGinnis	K	5-10	168	Fr-RS	Prattville, Ala.
32*	William Mahone	RB	5-9	196	Fr-RS	Cincinnati, Ohio
59	Kelly Mason	LS	6-3	223	Jr-2L	Rockton, Ill.
24	Blake McClain	CB	5-11	194	So-1L	Winter Park, Fla.
35	Jerry McCray	S	6-0	210	So-Sq	Detroit, Mich.
15	Marcus McWilson	S	6-0	210	So-1L	Youngstown, Ohio
73	Kyle Meadows	OT	6-5	294	Fr-RS	West Chester, Ohio
96	Regie Meant	DT	6-4	286	Fr-RS	Cape Coral, Fla.
69	Ramsey Meyers	OG	6-4	300	Fr-RS	Orange Park, Fla.
	Adrian Middleton	DT	6-3	297	Fr-HS	Bowling Green, Ky.
77	Darrian Miller	OT	6-5	292	Sr-3L	Lexington, Ky.
17*	Alexander Montgomery	WR	6-2	210	So-1L	Weston, Fla.
74	Cole Mosier	OG	6-6	348	Fr-RS	Walton, Ky.
57	Zach Myers	C	6-3	287	So-Sq	Miamisburg, Ohio
41	TraVaughn Paschal	LB	6-4	257	Sr-2L	Odenton, Md.
12	Reese Phillips	QB	6-2	218	Fr-RS	Signal Mountain, Tenn.
	Kendall Randolph	CB	6-0	168	Fr-HS	Tallahassee, Fla.
	Nick Richardson	OL	6-4	272	Fr-HS	Westerville, Ohio
16	Cody Quinn	CB	5-10	172	Jr-2L	Middletown, Ohio
9*	Demarco Robinson	WR	5-10	158	Sr-3L	Ellenwood, Ga.
25	Patrick Sermersheim	S	5-11	170	Fr-RS	Louisville, Ky.
80	Ronnie Shields	TE	6-5	254	Sr-3L	Stone Mountain, Ga.
32*	Miles Simpson	LB	6-2	230	Sr-3L	Independence, Ky.
11*	Maxwell Smith	QB	6-4	238	Jr-2L	Granada Hills, Calif.
94	Za'Darius Smith	DE	6-6	263	Sr-1L	Greenville, Ala.
10*	Thaddeus Snodgrass	WR	6-1	178	Fr-HS	Springfield, Ohio
	Jervontius Stallings	OL	6-3	330	Fr-HS	Hoover, Ala.
1*	A.J. Stamps	S	6-0	199	Jr-JC	Vicksburg, Miss.
44*	Max Strong	K	5-11	183	So-Sq	Louisville, Ky.
70	Jordan Swindle	OT	6-7	306	Jr-2L	St. Johns, Fla.
84	Miles Thompson	WR	6-1	171	Fr-RS	Louisville, Ky.
3*	Fred Tiller	CB	6-0	170	Jr-2L	Homerville, Ga.
1*	Ryan Timmons	WR	5-10	195	So-1L	Frankfort, Ky.
72	Jon Toth	C	6-5	301	So-1L	Indianapolis, Ind.
14*	Patrick Towles	QB	6-5	238	So-1L	Ft. Thomas, Ky.
	Lloyd Tubman	DE	6-5	225	Fr-HS	Louisville, Ky.
	Jared Tucker	CB	5-11	159	Fr-HS	Stone Mountain, Ga.
31	Keron Wakefield	CB	5-10	161	Fr-RS	Louisville, Ky.
	Kobie Walker	LB	6-3	201	Fr-HS	Olney, Md.
	Denzil Ware	DE	6-2	228	Fr-HS	Crestview, Fla.
39	Darrell "D.J." Warren	FB	6-0	251	Sr-3L	Alcoa, Tenn.
	Darius West	S	6-0	193	Fr-HS	Lima, Ohio
75	Zach West	OG	6-4	318	Jr-2L	Lexington, Ky.
	Stanley "Boom" Williams	RB	5-9	200	Fr-HS	Monroe, Ga.
82	T.V. Williams	WR	5-10	148	Fr-HS	McKinney, Texas
78	Zane Williams	DT	6-4	283	So-Sq	Lexington, Ky.
21*	Nate Willis	CB	6-0	168	Sr-1L	Pahokee, Fla.
46	Jeff Witthuhn	FB	6-3	246	So-Sq	Bowling Green, Ky.

\* denotes duplicate numbers



## YEAR-BY-YEAR RECORDS

Year	Coach	SEC	SEC Finish	Overall	Bowls
1881	Unknown			1-2	
1891	Unknown			1-1	
1892	Prof. A. M. Miller			2-4-1	
1893	John A. Thompson			5-2-1	
1894	W. P. Finney			5-2	
1895	Charles Mason			4-5	
1896	Dudley Short			3-6	
1897	Lyman B. Eaton			2-4	
1898	W. R. Bass			7-0	
1899	W. R. Bass			5-2-2	
1900	W. H. Kiler			4-6	
1901	W. H. Kiler			2-6-1	
1902	E. W. McLeod			3-5-1	
1903	C. A. Wright			7-1	
1904	F. E. Schact			9-1	
1905	F. E. Schact			6-3-1	
1906	J. White Guyn			4-3	
1907	J. White Guyn			9-1-1	
1908	J. White Guyn			4-3	
1909	E. R. Sweetland			9-1	
1910	E. R. Sweetland			7-2	
1911	P. P. Douglass			7-3	
1912	E. R. Sweetland			7-2	
1913	Alpha Brumage			6-2	
1914	Alpha Brumage			5-3	
1915	J. J. Tigert			6-1-1	
1916	J. J. Tigert			4-1-2	
1917	S. A. Boles			3-5-1	
1918	Andy Gill			2-1	
1919	Andy Gill			3-4-1	
1920	W. J. Juneau			3-4-1	
1921	W. J. Juneau			4-3-1	
1922	W. J. Juneau			6-3	
1923	J. J. Winn			4-3-2	
1924	Fred J. Murphy			4-5	
1925	Fred J. Murphy			6-3	
1926	Fred J. Murphy			2-6-1	
1927	Harry Gamage			3-6-1	
1928	Harry Gamage			4-3-1	
1929	Harry Gamage			6-1-1	
1930	Harry Gamage			5-3	
1931	Harry Gamage			5-2-2	
1932	Harry Gamage			4-5	
1933	Harry Gamage	2-3	9†	5-5	–
1934	C.A. Wynne	1-3	9	5-5	–
1935	C.A. Wynne	3-3	6†	5-4	–
1936	C.A. Wynne	1-3	10	6-4	–
1937	C.A. Wynne	0-5	11†	4-6	–
1938	A.D. Kirwan	0-4	12†	2-7	–
1939	A.D. Kirwan	2-2-1	5†	6-2-1	–
1940	A.D. Kirwan	1-2-2	9	5-3-2	–
1941	A.D. Kirwan	0-4	12	5-4	–
1942	A.D. Kirwan	0-5	11†	3-6-1	–
1943	NO TEAM	–	–	–	–
1944	A.D. Kirwan	1-5	9	3-6	–
1945	Bernie Shivley	0-5	12	2-8	–
1946	Paul "Bear" Bryant	2-3	8	7-3	–
1947	Paul "Bear" Bryant	2-3	9†	8-3	Great Lakes
1948	Paul "Bear" Bryant	1-3-1	9	5-3-2	–
1949	Paul "Bear" Bryant	4-1	2	9-3	Orange
1950	Paul "Bear" Bryant	5-1	1	11-1	Sugar
1951	Paul "Bear" Bryant	3-3	5	8-4	Cotton
1952	Paul "Bear" Bryant	1-3-2	9	5-4-2	–
1953	Paul "Bear" Bryant	4-1-1	2†	7-2-1	–
1954	Blanton Collier	5-2	3†	7-3	–
1955	Blanton Collier	3-3-1	6†	6-3-1	–
1956	Blanton Collier	4-4	6†	6-4	–
1957	Blanton Collier	1-7	12	3-7	–
1958	Blanton Collier	3-4-1	6†	5-4-1	–
1959	Blanton Collier	1-6	10	4-6	–
1960	Blanton Collier	2-4-1	9	5-4-1	–
1961	Blanton Collier	2-4	8	5-5	–

Year	Coach	SEC	SEC Finish	Overall	Bowls
1962	Charlie Bradshaw	2-3-1	7†	3-5-2	–
1963	Charlie Bradshaw	0-5-1	11	3-6-1	–
1964	Charlie Bradshaw	4-2	2†	5-5	–
1965	Charlie Bradshaw	3-3	6†	6-4	–
1966	Charlie Bradshaw	2-4	7	3-6-1	–
1967	Charlie Bradshaw	1-6	8	2-8	–
1968	Charlie Bradshaw	0-7	10	3-7	–
1969	John Ray	1-6	9	2-8	–
1970	John Ray	0-7	10	2-9	–
1971	John Ray	1-6	8†	3-8	–
1972	John Ray	2-5	7†	3-8	–
1973	Fran Curci	3-4	5†	5-6	–
1974	Fran Curci	3-3	4†	6-5	–
1975	Fran Curci	0-6	9†	2-8-1	–
1976	Fran Curci	5-1	1†	9-3	Peach
1977	Fran Curci	6-0	*	10-1	–
1978	Fran Curci	2-4	7†	4-6-1	–
1979	Fran Curci	3-3	5†	5-6	–
1980	Fran Curci	1-5	8	3-8	–
1981	Fran Curci	2-4	6†	3-8	–
1982	Jerry Claiborne	0-6	9†	0-10-1	–
1983	Jerry Claiborne	2-4	7	6-5-1	Hall of Fame
1984	Jerry Claiborne	3-3	5†	9-3	Hall of Fame
1985	Jerry Claiborne	1-5	8	5-6	–
1986	Jerry Claiborne	2-4	7†	5-5-1	–
1987	Jerry Claiborne	1-5	7†	5-6	–
1988	Jerry Claiborne	2-5	8†	5-6	–
1989	Jerry Claiborne	2-5	7†	6-5	–
1990	Bill Curry	3-4	5	4-7	–
1991	Bill Curry	0-7	10	3-8	–
1992	Bill Curry	2-6	T5-E	4-7	–
1993	Bill Curry	4-4	3-E	6-6	Peach
1994	Bill Curry	0-8	6-E	1-10	–
1995	Bill Curry	2-6	5-E	4-7	–
1996	Bill Curry	3-5	T4-E	4-7	–
1997	Hal Mumme	2-6	5-E	5-6	–
1998	Hal Mumme	4-4	4-E	7-5	Outback
1999	Hal Mumme	4-4	4-E	6-6	Music City
2000	Hal Mumme	0-8	6-E	2-9	–
2001	Guy Morriss	1-7	5-E	2-9	–
2002	Guy Morriss	3-5	*	7-5	–
2003	Rich Brooks	1-7	6-E	4-8	–
2004	Rich Brooks	1-7	T5-E	2-9	–
2005	Rich Brooks	2-6	6-E	3-8	–
2006	Rich Brooks	4-4	T3-E	8-5	Music City
2007	Rich Brooks	3-5	T4-E	8-5	Music City
2008	Rich Brooks	2-6	6-E	7-6	Liberty
2009	Rich Brooks	3-5	T4-E	7-6	Music City
2010	Joker Phillips	2-6	5-E	6-7	BBVA Compass
2011	Joker Phillips	2-6	T4-E	5-7	–
2012	Joker Phillips	0-8	7-E	2-10	–
2013	Mark Stoops	0-8	7-E	2-10	–

\*did not count in standings due to NCAA probation period.

## BOWL RESULTS (8-7-0)

Bowl	Opponent	Result	Date
Great Lakes	Villanova	W 24-14	12-6-47
Orange	Santa Clara	L 13-21	1-2-50
Sugar	Oklahoma	W 13-7	1-1-51
Cotton	Texas Christian	W 20-7	1-1-52
Peach	North Carolina	W 21-0	12-31-76
Hall of Fame	West Virginia	L 16-20	12-22-83
Hall of Fame	Wisconsin	W 20-19	12-29-84
Peach	Clemson	L 13-14	12-31-93
Outback	Penn State	L 14-26	1-1-99
Music City	Syracuse	L 13-20	12-29-99
Music City	Clemson	W 28-20	12-29-2006
Music City	Florida State	W 35-28	12-31-2007
AutoZone Liberty	East Carolina	W 25-19	1-2-2009
Music City	Clemson	L 21-13	12-27-2009
BBVA Compass	Birmingham	L 10-27	1-8-2011



## 2014 SCHEDULE

Aug. 30	vs. Wisconsin	LSU leads 2-0-0
Sept. 6	SAM HOUSTON STATE	First Meeting
Sept. 13	LOUISIANA-MONROE	LSU leads 2-0-0
Sept. 20	MISSISSIPPI STATE*	LSU leads 71-33-3
Sept. 27	NEW MEXICO STATE	LSU leads 1-0-0
Oct. 4	at Auburn*	LSU leads 27-20-1
Oct. 11	at Florida*	UF leads 31-26-3
Oct. 18	KENTUCKY*	LSU leads 39-16-1
Oct. 25	OLE MISS*	LSU leads 58-40-4
Nov. 8	ALABAMA*	UA leads 48-25-5
Nov. 15	at Arkansas*	LSU leads 37-20-2
Nov. 27	at Texas A&M*	LSU leads 29-20-3

## Louisiana State University Tiger Quick Facts

**LOCATION:** Baton Rouge, Louisiana

**FOUNDED:** 1860

**ENROLLMENT:** 29,865

**NICKNAME:** Tigers

**COLORS:** Purple (PMS 268) and Gold (PMS 124)

**STADIUM:** Tiger Stadium (100,000-plus)

**PLAYING SURFACE:** Natural Grass

**FIRST GAME:** Nov. 25, 1924 – Tulane 13, LSU 0

**HOME RECORD:** 398-144-18 (.727)

**HOME ATTENDANCE:** 639,927 (91,418 avg./98.8% Capacity)

**ALL-TIME RECORD:** 753-396-47 (.649/1,196 games)

**2013 RECORD:** 10-3 (7-0 H, 1-3 A, 2-0 N, 4-2 vs. Western Division)

**2013 SEC RECORD/FINISH:** 5-3/3rd SEC West

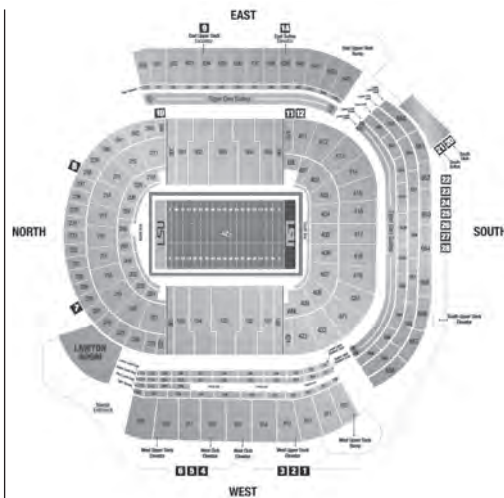
**SEC CHAMPIONSHIPS:** 11 (1935, 36, 58, 61†, 70, 86, 88†, 2001, 03, 07, 11)

**BOWL:** Outback Bowl, Tampa, Fla. (LSU 21, Iowa 14)

**BOWL APPEARANCES:** 45

**BOWL RECORD:** 23-21-1 (.522)

**LAST BOWL APPEARANCE:** Outback Bowl, Tampa, Fla. (defeated Iowa, 21-14, Jan. 1, 2014)



**DR. F. KING ALEXANDER**  
Chancellor  
(St. Lawrence, '87)



**DR. BILL DEMASTES**  
Faculty Representative  
(California, '77)



**JOE ALLEVA**  
Vice Chancellor/  
Athletics Director  
(Lehigh, '74)



**LES MILES**  
Head Football Coach  
(Michigan, '76)



LES  
MILES



## YEAR-BY-YEAR

Year	School	Conf.	Pct.	All	Pct.	Bowl
2001	Oklahoma St.	2-6	.250	4-7	.364	
2002	Oklahoma St.	5-3	.625	8-5	.615	Houston
2003	Oklahoma St.	5-3	.625	9-4	.692	Cotton
2004	Oklahoma St.	4-4	.500	7-5	.583	Alamo
2005	LSU	7-1	.875	11-2	.846	Peach
2006	LSU	6-2	.750	11-2	.846	Sugar
2007	LSU	6-2	.750	12-2	.857	BCS NCG
2008	LSU	3-5	.375	8-5	.615	Chick-fil-A
2009	LSU	5-3	.625	9-4	.692	Capital One
2010	LSU	6-2	.750	11-2	.846	Cotton
2011	LSU	8-0	1.000	13-1	.929	BCS NCG
2012	LSU	6-2	.750	10-3	.769	Chick-fil-A
2013	LSU	5-3	.625	10-3	.769	Outback
<b>TOTALS</b>		<b>60-36</b>	<b>.625</b>	<b>123-45</b>	<b>.732</b>	<b>13 Years</b>
<b>LSU Record</b>		<b>44-20</b>	<b>.688</b>	<b>95-24</b>	<b>.798</b>	<b>9 Years</b>
Oklahoma State Record		16-16	.500	28-21	.571	4 Years
BOWL RECORD:		8-4	.667			

**HOMETOWN:** Elyria, Ohio

**ALMA MATER (YEAR):** Michigan (1976)

**PLAYING CAREER:** Two-year letterman at Michigan (1974-75).

**COACHING EXPERIENCE:** Michigan 1980-81; Colorado 1982-86; Michigan 1987-94; Oklahoma State Offensive Coordinator 1995-97; Dallas Cowboys 1998-2000; Oklahoma State Head Coach 2001-04; LSU Head Coach 2005-present.

**COACHING ACCOMPLISHMENTS:** 2002 Big 12 Conference Coach of the Year; Has coached in 13 bowls as an assistant coach and 11 as a head coach; 2007 BCS National Championship as head coach; 2011 SEC Champions; 2011 Liberty Mutual and Home Depot National Coach of the Year.

**BORN:** November 10, 1953

**WIFE:** Kathy

**CHILDREN:** Smacker, Manny, Ben and Macy

## ASSISTANT COACHES

**CAM CAMERON** (Indiana, 1983) – Offensive Coordinator/Quarterbacks – 2nd Year

**JOHN CHAVIS** (Tennessee, 1979) – Defensive Coordinator/Linebackers – 6th Year

**STEVE ENSMINGER** (LSU, 1982) – Tight Ends – 5th Year

**BRICK HALEY** (Alabama A&M, 1989) – Defensive Line – 6th Year

**ADAM HENRY** (McNeese State, 1998) – Wide Receivers – 3rd Year

**BRADLEY DALE PEVETO** (SMU, 1987) – Special Teams Coordinator/Def. Assistant – 5th Year

**COREY RAYMOND** (LSU, 1992) – Defensive Backs – 3rd Year

**JEFF GRIMES** (Texas-El Paso, 1991) – Offensive Line – 1st Year

**FRANK WILSON** (Nicholls State, 1997) – Running Backs/Recruiting Coordinator – 5th Year

## SUPPORT STAFF

**JACK MARUCCI** (West Virginia, 1986) – Head Trainer

**TOMMY MOFFITT** (Tennessee Tech, 1986) – Strength Coach

**SAM NADER** (Auburn, 1967) – Administrative Assistant

## RETURNING OFFENSIVE STARTERS

No.	Name	POS	CLASS	HT	WT	EXP	Hometown/Last School
70	La'el Collins	OT	Sr.	6-5	315	2L	Baton Rouge, La./Redemptorist HS
65	Jerald Hawkins	OT	So.	6-6	301	1L	Baldwin, La./West St. Mary HS
74	Vadal Alexander	OG	Jr.	6-6	342	2L	Buford, Ga./Buford HS
55	Elliot Porter	C	Sr.	6-4	300	2L	Waggaman, La./Shaw HS
85	Dillon Gordon	TE	Jr.	6-5	286	2L	Edgard, La./John Curtis HS
43	Connor Neighbors	FB	Sr.	5-11	239	2L	Huntsville, Ala./Huntsville HS

## RETURNING DEFENSIVE STARTERS

No.	Name	POS	CLASS	HT	WT	EXP	Hometown/Last School
59	Jermauria Rasco	DE	Sr.	6-3	262	3L	Shreveport, La./Evangel Christian Academy
94	Danielle Hunter	DE	Jr.	6-6	241	2L	Katy, Texas/Morton Ranch HS
4	Kwon Alexander	LB	Jr.	6-2	218	2L	Oxford, Ala./Oxford HS
31	D.J. Welter	LB	Sr.	6-1	226	1L	Crowley, La./Notre Dame HS
16	Tre'Davious White	CB	So.	5-11	177	1L	Shreveport, La./Green Oaks HS
21	Rashard Robinson	CB	So.	6-1	170	1L	Pompano Beach, Fla./Ely HS
28	Jalen Mills	DB	Jr.	6-1	189	2L	DeSoto, Texas/DeSoto HS

## STARTERS LOST

Name	POS	CLASS	HT	WT
Trai Turner	OG	So.	6-3	316
Zach Mettenberger	QB	Sr.	6-5	235
Jeremy Hill	RB	So.	6-2	235
Odell Beckham	WR	Jr.	6-0	193
Jarvis Landry	WR	Jr.	6-1	195
Anthony Johnson	DT	Jr.	6-3	294
Ego Ferguson	DT	Jr.	6-3	309
Lamin Barrow	LB	Sr.	6-2	232
Craig Loston	S	Sr.	6-2	209
Odell Beckham	KR/PR	Jr.	6-0	193
Seth Fruge	HOLD	Sr.	5-11	200

## RETURNING STATISTICAL LEADERS

RUSHING:	G	ATT	YDS	AVG	TD	PG	
Terrence Magee	13-0	86	626	7.3	8	48.2	
Kenny Hilliard	12-0	68	310	4.6	7	25.8	
PASSING:	G	PE	A-C-INT	PCT	YARDS	TDS	YPG
Anthony Jennings	9-1	101.74	29-13-1	44.8	181	1	20.1
RECEIVING:	G	REC	YARDS	AVG	TDS		
Travin Dural	12-0	7	145	20.7	2		
Connor Neighbors	13-7	7	92	13.1	0		
Dillon Gordon	13-12	6	88	14.7	0		
TACKLES:	TOTAL	TFL	SACKS	INT	PBU	FC-FR	
D.J. Welter (LB)	80 (25-55)	4.0-11	2.0-8	0	1	0-0	
Jalen Mills (DB)	67 (45-22)	4.0-23	3.0-21	3(-6)	3	0	
Kwon Alexander (LB)	65 (30-35)	6.5-14	0	0	4	0	

## 2013 RESULTS

10-3 Overall • 5-3 SEC

Home: 7-0 Away: 1-3 Neutral: 2-0 vs. Division: 4-2 vs. Top 25: 3-2

Aug. 31	[12/13]	vs. TCU (Arlington) [TV: 2-6] (20/20)	W	37-27	80,230
Sept. 7	[9/11]	UAB [TV: 4-6]	W	56-17	90,037
Sept. 14	[8/8]	Kent State [tv: 4-6]	W	45-13	89,113
Sept. 21	[6/7]	Auburn* [TV: 2-6] (rv/rv)	W	35-21	92,638
Sept. 28	[6/6]	at Georgia* [TV: 1] (9/10)	L	41-44	92,746
Oct. 5	[10/11]	at Mississippi State* [TV: 2-6]	W	59-26	57,113
Oct. 12	[10/11]	Florida* [TV: 1] (17/17)	W	17-6	92,980
Oct. 19	[6/8]	at Ole Miss* [TV: 3-6] (--/rv)	L	24-27	61,160
Oct. 26	[13/13]	Furman [TV: 10-11-13]	W	48-16	92,554
Nov. 9	[10/12]	at Alabama* [TV: 1] (1/1)	L	17-38	101,821
Nov. 23	[18/19]	Texas A&M* [tv: 1] (9/10)	W	34-10	92,949
Nov. 29	[15/15]	Arkansas* [TV: 1]	W	31-27	89,656
Jan. 1	[14/14]	vs. Iowa [TV: 2-6] Outback Bowl; Tampa, Fla.	W	21-14	51,296

## LSU Team Information

**BASIC OFFENSE:** Multiple  
**BASIC DEFENSE:** 4-3

### LETTERMEN RETURNING: 43

**OFFENSE:** 18  
**DEFENSE:** 22  
**SPECIALTY:** 3

### LETTERMEN LOST: 21

**OFFENSE:** 12  
**DEFENSE:** 7  
**SPECIALTY:** 2

### STARTERS RETURNING: 16

**OFFENSE:** 6  
**DEFENSE:** 7  
**SPECIALTY:** 3

### STARTERS LOST: 12

**OFFENSE:** 5  
**DEFENSE:** 4  
**SPECIALTY:** 3


**NOTE:** Specialists include punter and place-kicker only.



## ALL-STAR CANDIDATES

### La'el COLLINS

Senior • OT • 6-5 • 315 • Baton Rouge, La.



- Collins, a 2013 All-SEC Second-Team selection, goes into his senior season as one of the top left tackles in college football and a candidate for the Outland Trophy among other national awards.
- Collins is a powerful run blocker that is one of four returning starters to LSU's offense line. He has started in 25 of LSU's last 26 games dating back to the 2012 season.
- For his career, Collins has seen action on 1,690 offensive snaps with 134.5 knockdowns. He is a two-time SEC Offensive Lineman of the Week.

### Terrence MAGEE

Senior • RB • 5-9 • 214 • Franklinton, La.



- Magee is LSU's leading returning rusher heading into the 2014 season. He amassed 626 yards on 86 carries and registered eight touchdowns in 2013.
- Magee collected a trio of plus 100-yard games last season highlighted by a career-best 149 yards during LSU's 34-10 victory over No. 9 Texas A&M. For his efforts, Magee was named the SEC's Offensive Player of the Week.
- Magee reached the 100-yard mark on single digit carries against Kent State and Furman. He also provided multiple touchdowns during the TCU, Furman and Arkansas games.

### D.J. WELTER

Senior • LB • 6-1 • 235 • Crowley, La.



- Welter serves as LSU's returning starter at the middle linebacker position and will be expected to mentor a young group of linebackers going into the 2014 season. He's a very intelligent player who uses his football smarts to be a step ahead of the football.
- Welter tallied 80 tackles last season which ranked second on the team only behind Lamin Barrow who was a fifth round pick of the Denver Broncos. He registered at least seven tackles in five of his eight SEC appearances highlighted by a career-high 11 stops versus Auburn.

### Tre'Davious WHITE

Sophomore • DB • 5-11 • 177 • Shreveport, La.



- White, a 2013 All-SEC Freshman pick and Freshman All-American Third-Team honoree by Athlon Sports, started 11 of 13 games at cornerback last season.
- White came away with 55 tackles, seven PBUs and two interceptions. His two INTs were at Mississippi State and against Iowa during the Outback Bowl. The Shreveport native picked up a season's best eight tackles versus Arkansas followed by seven stops against Auburn and Florida.

## 2014 ROSTER

No.	First Name	POS	HT	WT	CL/EXP	Hometown
33	Jamal Adams	S	6-0	207	Fr.-HS	Lewisville, Texas
4	Kwon Alexander	LB	6-2	218	Jr.-2L	Oxford, Ala.
48	Donnie Alexander	LB	6-1	201	Fr.-HS	New Orleans, La.
74	Vadal Alexander	OG	6-6	342	Jr.-2L	Buford, Ga.
71	Jonah Austin	OG	6-6	324	Jr.-1L	New Orleans, La.
90	Maquedius Bain	DT	6-4	308	Fr.-RS	Ft. Lauderdale, Fla.
51	John Ballis	SNP	6-1	215	Jr.-Trf.	Houston, Texas
30	John Battle	S	6-0	179	Fr.-HS	Hallandale, Fla.
52	Kendell Beckwith	LB	6-3	246	So.-1L	Jackson, La.
17	Brandon Bergeron	QB	6-2	200	So.-Trf.	Lafayette, La.
1	Rob Bolden	QB	6-4	209	Sr.-SQ	Orchard Lake, Mich.
53	Logan Boudreaux	SNP	5-11	215	Jr.-SQ	St. Amant, La.
76	Josh Boutte	OL	6-4	333	So.-SQ	New Iberia, La.
46	Tashawn Bower	DE	6-5	243	So.-1L	Somerville, N.J.
15	Luke Boyd	DB	5-11	184	Sr.-SQ	Stafford, Va.
39	Lenny Breda	WR	5-9	167	Fr.-RS	Lake Charles, La.
78	Garrett Brumfield	OL	6-3	285	Fr.-HS	Baton Rouge, La.
82	D.J. Chark	WR	6-1	176	Fr.-HS	Alexandria, La.
61	Alex Cheramie	OL	6-0	280	Fr.-RS	Cypress, Texas
64	William Clapp	OL	6-4	275	Fr.-HS	New Orleans, La.
98	Deondre Clark	DE	6-2	238	Fr.-HS	Oklahoma City, Okla.
13	Jake Clise	QB	6-2	202	Fr.-RS	Baltimore, Md.
70	La'El Collins	OT	6-5	315	Sr.-2L	Baton Rouge, La.
32	Jalen Collins	CB	6-2	195	Jr.-2L	Olive Branch, Miss.
42	Colby Delahoussaye	PK	5-10	169	So.-1L	New Iberia, La.
9	John Diarse	WR	6-1	207	Fr.-RS	Monroe, La.
11	Micah Dickens	CB	5-10	181	Fr.-RS	Dry Prong, La.
41	Travis Dickson	TE	6-3	230	Sr.-2L	Ocean Springs, Miss.
72	Andy Dodd	OL	6-4	322	Fr.-RS	Lindale, Ga.
21	Trent Domingue	PK/P	6-1	165	So.-SQ	Mandeville, La.
15	Malachi Dupre	WR	6-3	188	Fr.-HS	River Ridge, La.
83	Travin Dural	WR	6-2	182	So.-1L	Breaux Bridge, La.
69	Hoko Fanaika	OG	6-6	348	Sr.-1L	Sacramento, Calif.
22	Ronnie Feist	LB	6-2	225	Jr.-1L	Edgard, La.
50	Reid Ferguson	SNP	6-2	230	Jr.-2L	Buford, Ga.
7	Leonard Fournette	RB	6-1	224	Fr.-HS	New Orleans, La.
48	Jake Franklin	TE	6-5	260	Sr.-SQ	New Bern, N.C.
39	Russell Gage	DB	6-0	175	Fr.-HS	Baton Rouge, La.
67	Trey Gallman	OL	6-1	253	Fr.-HS	Prairieville, La.
36	Cameron Gamble	PK	5-9	182	Fr.-HS	Flower Mound, Texas
3	Clifton Garrett	LB	6-3	220	Fr.-HS	Joliet, Ill.
99	Greg Gilmore	DT	6-4	311	Fr.-RS	Hope Mills, N.C.
57	Davon Godchaux	DT	6-4	271	Fr.-HS	Plaquemine, La.
60	Luke Gomez	OL	5-11	261	Fr.-HS	Baton Rouge, La.
85	Dillon Gordon	TE	6-5	286	Jr.-2L	Edgard, La.
66	Grant Harmon	OL	6-3	232	Fr.-HS	Spring, Texas
43	Jordan Harper	TE	6-3	212	So.-SQ	New Orleans, La.
6	Brandon Harris	QB	6-3	183	Fr.-HS	Bossier City, La.
65	Jerald Hawkins	OT	6-6	301	So.-1L	Baldwin, La.
25	Reshaud Henry	RB	5-8	201	Fr.-HS	Ponchatoula, La.
97	Frank Herron	DT	6-5	275	Fr.-RS	Memphis, Tenn.
27	Kenny Hilliard	RB	6-0	233	Sr.-3L	Patterson, La.
94	Danielle Hunter	DE	6-6	241	Jr.-2L	Katy, Texas
86	Miguel James	WR	5-8	160	Fr.-HS	Kentwood, La.
29	Rickey Jefferson	S	5-11	199	So.-1L	St. Rose, La.
10	Anthony Jennings	QB	6-2	211	So.-1L	Marietta, Ga.
96	Mickey Johnson	DT	6-1	307	Jr.-SQ	Covington, La.
49	Melvin Jones	FB	6-3	245	So.-1L	Lake Charles, La.

No.	First Name	POS	HT	WT	CL/EXP	Hometown
45	Deion Jones	LB	6-2	208	Jr.-2L	New Orleans, La.
38	Jamie Keehn	P	6-4	218	Jr.-2L	Queensland, Australia
16	Brad Kragthorpe	QB	6-0	177	Jr.-SQ	Tulsa, Okla.
13	Chris LaBorde	WR	5-11	192	Jr.-SQ	Lafayette, La.
91	Christian LaCouture	DT	6-5	298	So.-1L	Lincoln, Neb.
19	Jeffrey Lang	WR	5-11	190	Sr.-SQ	Benton, La.
56	Trey Lealaimatafao	DT	6-0	300	Fr.-HS	San Antonio, Texas
41	Tommy LeBeau	S	6-1	190	Jr.-1L	Monroe, La.
53	Grant Leger	LB	6-2	210	Jr.-SQ	Metairie, La.
19	Quantavius Leslie	WR	6-4	175	Sr.-SQ	Hogansville, Ga.
23	Lamar Louis	LB	6-0	216	Jr.-2L	Breaux Bridge, La.
54	Justin Maclin	DE	6-4	242	Sr.-SQ	Memphis, Tenn.
14	Terrence Magee	RB	5-9	214	Sr.-2L	Franklinton, La.
63	K.J. Malone	OL	6-3	290	Fr.-RS	Ruston, La.
26	Ronald Martin	S	6-1	218	Sr.-3L	White Castle, La.
35	Devante Meullion	FB	5-10	240	Jr.-SQ	Seattle, Wash.
62	Justin Mikush	OL	6-4	326	Fr.-HS	Tomball, Texas
28	Jalen Mills	S	6-1	189	Jr.-2L	DeSoto, Texas
47	John David Moore	TE	6-3	214	Fr.-RS	Ruston, La.
92	Lewis Neal	DE	6-1	238	So.-1L	Wilson, N.C.
43	Connor Neighbors	FB	5-11	239	Sr.-2L	Huntsville, Ala.
17	Myles O'Brien	LB	6-2	210	Sr.-SQ	Metairie, La.
24	Ed Paris	DB	6-0	189	Fr.-HS	New Orleans, La.
93	Michael (M.J.) Patterson	DE	6-3	215	Fr.-RS	Winnfield, La.
2	Avery Peterson	WR	6-1	180	Fr.-RS	Pompano Beach, Fla.
30	Kyle Pfau	K	5-10	188	Fr.-HS	Spring, Texas
50	Christian Pittman	LB	6-0	208	Jr.-SQ	New Orleans, La.
77	Ethan Pocic	C/OL	6-7	301	So.-1L	Lemont, Ill.
55	Elliott Porter	C	6-4	300	Sr.-2L	Westwego, La.
8	Trey Quinn	WR	5-11	192	Fr.-HS	Lake Charles, La.
59	Jermauria Rasco	DE	6-3	262	Sr.-3L	Shreveport, La.
40	Duke Riley	LB	6-1	208	So.-1L	Buras, La.
21	Rashard Robinson	DB	6-1	163	So.-1L	Pompano Beach, Fla.
51	Jonathan Rucker	LB	6-0	218	Fr.-RS	Ponchatoula, La.
31	Bennett Schiro	FB	5-11	214	Fr.-RS	New Orleans, La.
89	DeSean Smith	TE	6-4	241	So.-1L	Lake Charles, La.
87	Kevin Spears	WR	6-3	189	Fr.-RS	New Orleans, La.
84	Logan Stokes	TE	6-5	251	Sr.-1L	Muscle Shoals, Ala.
10	Austin Suits	S	6-1	202	Fr.-RS	Baton Rouge, La.
44	Tre' Sullivan	DB	5-9	182	Sr.-SQ	Donaldsonville, La.
27	Brandon Surtain	DB	5-8	177	So.-HS	Baton Rouge, La.
58	Sione Teuhema	DE	6-4	215	Fr.-HS	Keller, Texas
45	Josh Tharp	TE	6-2	208	Fr.-HS	Erin, Tenn.
95	Quentin Thomas	DT	6-3	290	Jr.-1L	Breaux Bridge, La.
13	Dwayne Thomas	CB	6-0	181	So.-1L	New Orleans, La.
12	Corey Thompson	S	6-2	212	Jr.-2L	Missouri City, Texas
57	Cody Townsend	OL	6-1	278	So.-SQ	Marrero, La.
34	Jordan Triche	DB	5-9	162	Fr.-HS	Edgard, La.
81	Tony Upchurch	WR	6-2	228	Fr.-HS	Pearland, Texas
79	Travonte Valentine	DT	6-3	325	Fr.-HS	Hialeah, Fla.
35	Devin Voorhies	S	6-1	197	Fr.-HS	Woodville, Miss.
40	Abraham Wallace	WR	5-11	182	Fr.-HS	Baton Rouge, La.
88	Jacory Washington	TE	6-5	215	Fr.-HS	Westlake, La.
75	Evan Washington	OT	6-6	334	Sr.-1L	DeSoto, Texas
31	D.J. Welter	LB	6-1	226	Sr.-1L	Crowley, La.
16	Tre'Davious White	DB	5-11	177	So.-1L	Shreveport, La.
34	Darrell Williams	RB	5-11	209	Fr.-HS	Marrero, La.
14	Lionel Williams	S	6-2	205	Fr.-RS	Chesterfield, Va.



## YEAR-BY-YEAR RECORDS

Year	Coach	SEC	SEC Finish	Overall	Bowls
1893	C.E. Coates			0-1	
1894	A.P. Simmons			2-1	
1895	A.P. Simmons			3-0	
1896	A.W. Jeardeau			6-0	
1897	A.W. Jeardeau			1-1	
1898	E.A. Chavanne			1-0	
1899	J.P. Gregg			1-4	
1900	E.A. Chavanne			2-2	
1901	W.S. Borland			5-1	
1902	W.S. Borland			6-1	
1903	W.S. Borland			4-5	
1904	D.A. Killian			3-4	
1905	D.A. Killian			3-0	
1906	D.A. Killian			2-2-2	
1907	Edgar R. Wingard			7-3	
1908	Edgar R. Wingard			10-0	
1909	J.G. Pritchard/J.W. Mayhew			6-2	
1910	J.W. Mayhew			1-5	
1911	J.K. Dwyer			6-3	
1912	J.K. Dwyer			4-3	
1913	J.K. Dwyer			6-1-2	
1914	E.T. McDonald			4-4-1	
1915	E.T. McDonald			6-2	
1916	E.T. McDonald/I.R. Pray/D.X. Bible			7-1-2	
1917	W. Sutton			3-5	
1918	No Games, World War I				
1919	Irving R. Pray			6-2	
1920	Branch Bocock			5-3-1	
1921	Branch Bocock			6-1-1	
1922	Irving R. Pray			3-7	
1923	Mike Donahue			3-5-1	
1924	Mike Donahue			5-4	
1925	Mike Donahue			5-3-1	
1926	Mike Donahue			6-3	
1927	Mike Donahue			4-4-1	
1928	Russ Cohen			6-2-1	
1929	Russ Cohen			6-3	
1930	Russ Cohen			6-4	
1931	Russ Cohen			5-4	
1932	Biff Jones			6-3-1	
1933	L.M. "Biff" Jones	3-0-2	2	7-0-3	-
1934	L.M. "Biff" Jones	4-2	4	7-2-2	-
1935	Bernie Moore	5-0	1	9-2	Sugar
1936	Bernie Moore	6-0	1	9-1-1	Sugar
1937	Bernie Moore	5-1	2	9-2	Sugar
1938	Bernie Moore	2-4	10	6-4	-
1939	Bernie Moore	1-5	10	4-5	-
1940	Bernie Moore	3-3	6	6-4	-
1941	Bernie Moore	2-2-2	7	4-4-2	-
1942	Bernie Moore	3-2	6	7-3	-
1943	Bernie Moore	2-2	3	6-3	Orange
1944	Bernie Moore	2-3-1	6	2-5-1	-
1945	Bernie Moore	5-2	3	7-2	-
1946	Bernie Moore	5-1	3	9-1-1	Cotton
1947	Bernie Moore	2-3-1	8	5-3-1	-
1948	Gaynell Tinsley	1-5	10†	3-7	-
1949	Gaynell Tinsley	4-2	5	8-3	Sugar
1950	Gaynell Tinsley	2-3-2	8	4-5-2	-
1951	Gaynell Tinsley	4-2-1	3†	7-3-1	-
1952	Gaynell Tinsley	2-5	10	3-7	-
1953	Gaynell Tinsley	2-3-3	8	5-3-3	-
1954	Gaynell Tinsley	2-5	9	5-6	-
1955	Paul Dietzel	2-3-1	9	3-5-2	-
1956	Paul Dietzel	1-5	11	3-7	-
1957	Paul Dietzel	4-4	7	5-5	-
1958	Paul Dietzel	6-0	1	11-0	Sugar
1959	Paul Dietzel	5-1	2†	9-2	Sugar
1960	Paul Dietzel	2-3-1	8	5-4-1	-
1961	Paul Dietzel	6-0	1†	10-1	Orange
1962	Charlie McClendon	5-1	3	9-1-1	Cotton
1963	Charlie McClendon	4-2	5	7-4	Bluebonnet
1964	Charlie McClendon	4-2-1	5	8-2-1	Sugar
1965	Charlie McClendon	3-3	6†	8-3	Cotton
1966	Charlie McClendon	3-3	6	5-4-1	-
1967	Charlie McClendon	3-2-1	6	7-3-1	Sugar
1968	Charlie McClendon	4-2	3†	8-3	Peach
1969	Charlie McClendon	4-1	2	9-1	-
1970	Charlie McClendon	5-0	1	9-3	Orange
1971	Charlie McClendon	3-2	6	9-3	Sun
1972	Charlie McClendon	4-1-1	3	9-2-1	Bluebonnet
1973	Charlie McClendon	5-1	2	9-3	Orange
1974	Charlie McClendon	2-4	9	5-5-1	-
1975	Charlie McClendon	2-4	6†	5-6	-
1976	Charlie McClendon	3-3	6†	7-3-1	-
1977	Charlie McClendon	4-2	4	8-4	Sun
1978	Charlie McClendon	3-3	4†	8-4	Liberty
1979	Charlie McClendon	4-2	3†	7-5	Tangerine
1980	Jerry Stovall	4-2	4†	7-4	-

Year	Coach	SEC	SEC Finish	Overall	Bowls
1981	Jerry Stovall	1-4-1	8†	3-7-1	-
1982	Jerry Stovall	4-1-1	2	8-3-1	Orange
1983	Jerry Stovall	0-6	9†	4-7	-
1984	Bill Arnsparger	4-1-1	2	8-3-1	Sugar
1985	Bill Arnsparger	4-1-1	2†	9-2-1	Liberty
1986	Bill Arnsparger	5-1	1	9-3	Sugar
1987	Mike Archer	5-1	2	10-1-1	Gator
1988	Mike Archer	6-1	1†	8-4	Hall of Fame
1989	Mike Archer	2-5	7†	4-7	-
1990	Mike Archer	2-5	6†	5-6	-
1991	Curley Hallman	3-4	6†	5-6	-
1992	Curley Hallman	1-7	6-W	2-9	-
1993	Curley Hallman	3-5	T3-W	5-6	-
1994	Curley Hallman	3-5	3-W	4-7	-
1995	Gerry DiNardo	4-3-1	3-W	7-4-1	Independence
1996	Gerry DiNardo	6-2	T1	10-2	Peach
1997	Gerry DiNardo	6-2	T1	9-3	Independence
1998	Gerry DiNardo	2-6	5-W	4-7	-
1999	Gerry DiNardo	0-7	6-W	2-8	-
	•Hal Hunter	1-0	-	1-0	-
2000	Nick Saban	5-3	2-W	8-4	Peach
2001	Nick Saban	5-3	1	10-3	Sugar
2002	Nick Saban	5-3	T1	8-5	Cotton
2003	Nick Saban	7-1	1	13-1	Sugar
2004	Nick Saban	6-2	2-W	9-3	Capital One
2005	Les Miles	7-1	T1-W	11-2	Peach
2006	Les Miles	6-2	T2-W	11-2	Sugar
2007	Les Miles	6-2	1	12-2	BCS NCG
2008	Les Miles	3-5	3-W	8-5	Chick-Fil-A
2009	Les Miles	5-3	2-W	9-4	Capital One
2010	Les Miles	6-2	2-W	11-2	Cotton
2011	Les Miles	8-0	1	13-1	BCS NCG
2012	Les Miles	6-2	T2-W	10-3	Chick-fil-A
2013	Les Miles	5-3	3-W	10-3	Outback

•Interim Head Coach

## BOWL RESULTS (23-21-1)

Bowl	Opponent	Result	Date
Sugar	Texas Christian	L 2-3	1-1-36
Sugar	Santa Clara	L 14-21	1-1-37
Sugar	Santa Clara	L 0-6	1-1-38
Orange	Texas A&M	W 19-14	1-1-44
Cotton	Arkansas	T 0-0	1-1-47
Sugar	Oklahoma	L 0-35	1-2-50
Sugar	Clemson	W 7-0	1-1-59
Sugar	Ole Miss	L 0-21	1-1-60
Orange	Colorado	W 25-7	1-1-62
Cotton	Texas	W 13-0	1-1-63
Bluebonnet	Baylor	L 7-14	12-21-63
Sugar	Syracuse	W 13-10	1-1-65
Cotton	Arkansas	W 14-7	1-1-66
Sugar	Wyoming	W 20-13	1-1-68
Peach	Florida State	W 31-27	12-30-68
Orange	Nebraska	L 12-17	1-1-71
Sun	Iowa State	W 33-15	12-18-71
Bluebonnet	Tennessee	L 17-24	12-30-72
Orange	Penn State	L 9-16	1-1-74
Sun	Stanford	L 14-24	12-31-77
Liberty	Missouri	L 15-20	12-23-78
Tangerine	Wake Forest	W 34-10	12-22-79
Orange	Nebraska	L 20-21	1-1-83
Sugar	Nebraska	L 10-28	1-1-85
Liberty	Baylor	L 7-21	12-27-85
Sugar	Nebraska	L 15-30	1-1-87
Gator	South Carolina	W 30-13	12-31-87
Hall of Fame	Syracuse	L 10-23	1-2-89
Independence	Michigan State	W 45-26	12-29-95
Peach	Clemson	W 10-7	12-28-96
Independence	Notre Dame	W 27-9	12-28-97
Peach	Georgia Tech	W 28-14	12-29-00
Sugar	Illinois	W 47-34	1-1-02
Cotton	Texas	L 35-20	1-1-03
Sugar	Oklahoma	W 21-14	1-4-04
Capital One	Iowa	L 25-30	1-1-05
Peach	Miami, Fla.	W 40-3	12-30-05
Sugar	Notre Dame	W 41-14	1-3-07
BCS NCG	Ohio State	W 38-24	1-7-08
Chick-fil-A	Georgia Tech	W 38-3	12-31-08
Capital One	Penn State	L 19-17	1-1-10
Cotton	Texas A&M	W 41-24	1-7-11
BCS NCG	Alabama	L 0-21	1-9-12
Chick-fil-A	Clemson	L 24-25	12-31-12
Outback	Iowa	W 21-14	1-1-14



# OLE MISS

ALABAMA • ARKANSAS • AUBURN • FLORIDA • GEORGIA • KENTUCKY • LSU • OLE MISS



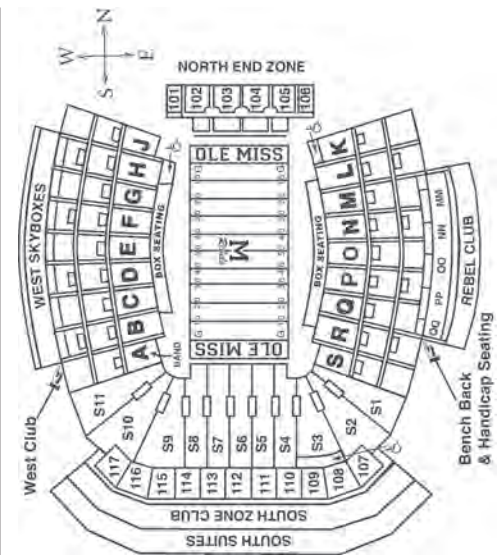
## 2014 SCHEDULE

Aug 28	vs. Boise State (Atlanta, Ga.)	First Meeting
Sept 6	at Vanderbilt*	UM leads 48-38-2
Sept 13	LOUISIANA-LAFAYETTE	UM leads 3-0
Sept 27	MEMPHIS	UM leads 47-10-2
Oct 4	ALABAMA*	UA leads 47-9-2
Oct 11	at Texas A&M*	A&M leads 6-0
Oct 18	TENNESSEE* [HC]	UT leads 44-19-1
Oct 25	at LSU*	LSU leads 58-40-4
Nov 1	AUBURN*	AU leads 28-10
Nov 8	PRESBYTERIAN	First Meeting
Nov 22	at Arkansas*	ARK leads 31-28-1
Nov 29	MISSISSIPPI STATE*	UM leads 61-43-6

## University of Mississippi Rebels Quick Facts

**LOCATION:** Oxford, Mississippi  
**FOUNDED:** November 6, 1848  
**ENROLLMENT:** 22,286  
**NICKNAME:** Rebels  
**COLORS:** Cardinal Red (PMS 186) and Navy Blue (PMS 2767)  
**STADIUM:** Vaught-Hemingway (60,580)  
**PLAYING SURFACE:** FieldTurf  
**FIRST GAME:** Oct. 1, 1915 – Arkansas Aggies 10, Ole Miss 0  
**HOME RECORD:** 235-89-8 (.720)  
**HOME ATTENDANCE:** 415,750 (59,393 avg./98.04% Capacity)  
**ALL-TIME RECORD:** 636-497-35 (.560/1,168 games)

**2013 RECORD:** 8-5 (5-2 H, 2-3 A, 1-0 N, 2-4 vs. Western Division)  
**2013 SEC RECORD/FINISH:** 3-5/ T5th SEC West  
**SEC CHAMPIONSHIPS:** 6 (1947, 54, 55, 60, 62, 63)  
**BOWL:** Franklin American Mortgage Music City Bowl, Nashville, Tenn. (Ole Miss 25, Georgia Tech 17)  
**BOWL APPEARANCES:** 35  
**BOWL RECORD:** 23-12 (.657)  
**LAST BOWL APPEARANCE:** Franklin American Mortgage Music City Bowl, Nashville, Tenn. (defeated Georgia Tech, 25-17, Dec. 30, 2013)



**DR. DANIEL W. JONES**  
Chancellor  
(Mississippi College, '71)



**RON RYCHLAK**  
Faculty Representative  
(Wabash College, '80)



**ROSS BJORK**  
Athletics Director  
(Emporia State, '95)



**HUGH FREEZE**  
Head Football Coach  
(Southern Mississippi, '92)



# HUGH FREEZE



**HOMETOWN:** Independence, Miss.

**ALMA MATER (YEAR):** Southern Mississippi (1992)

**PLAYING CAREER:** NA

**COACHING EXPERIENCE:** Briarcrest Christian High School (Head Coach, 1995-2004; Assistant Coach, 1992-94); Ole Miss (Assistant Coach/Recruiting Coordinator, 2006-07; Assistant Athletics Director for Football External Affairs, 2005; Head Coach 2012-Present); Lambuth (Head Coach, 2008-09); San Jose State (Assistant Coach/Offensive Coordinator, Dec. 2009 - Feb. 2010); Arkansas State (Head Coach, 2011; Offensive Coordinator, 2010)

**COACHING ACHIEVEMENTS:** 4-Time Associated Press HS Coach of the Year; 5-Time Region 8-AA Coach of the Year; 2009 Mid-South Conference Coach of the Year; 2009 AFCA Southeast Region Coach of the Year; 2011 Sun Belt Conference Coach of the Year; 2013 Grant Teaff FCA Coach of the Year

**BORN:** Sept. 27, 1969

**WIFE:** Jill (Vaughn)

**CHILDREN:** Ragan (8/27/98), Jordan (9/27/99); Madison (12/27/02)

YEAR-BY-YEAR						
Year	School	Conf.	Pct.	All	Pct.	Bowl
2008	Lambuth	4-1	.800	8-4	.923	—
2009	Lambuth	6-0	1.000	12-1	1.000	—
2011	Arkansas State	8-0	1.000	10-2	.833	*GoDaddy.Com
2012	Ole Miss	3-5	.375	7-6	.538	BBVA Compass
2013	Ole Miss	3-5	.375	8-5	.615	Music City
<b>TOTALS</b>		<b>24-11</b>	<b>.686</b>	<b>45-18</b>	<b>.714</b>	<b>5 Years</b>
<b>Ole Miss Record</b>		<b>6-10</b>	<b>.375</b>	<b>15-11</b>	<b>.577</b>	<b>2 Years</b>
Lambuth Record		10-1	.909	20-5	.800	2 Years
Arkansas State Record		8-0	1.000	10-2	.833	1 Year
BOWL RECORD:		2-0	1.000			

\* did not coach team in bowl game

## ASSISTANT COACHES

**TOM ALLEN** (Maranatha Baptist College, 1992) – Special Teams Coordinator, Linebackers – 3rd Year

**MAURICE HARRIS** (Arkansas State, 1998) – Recruiting Coordinator For Offense, Tight Ends – 3rd Year

**GRANT HEARD** (Ole Miss, 2001) – Wide Receivers – 3rd Year

**JASON JONES** (Alabama, 2001) – Co-Defensive Coordinator, Cornerbacks – 2nd Year

**CHRIS KIFFIN** (Colorado State, 2005) – Recruiting Coordinator For Defense, Defensive Line – 3rd Year

**MATT LUKE** (Ole Miss, 2000) – Co-Offensive Coordinator, Offensive Line – 7th Year

**DERRICK NIX** (Southern Miss, 2002) – Running Backs – 7th Year

**DAN WERNER** (Western Michigan, 1983) – Co-Offensive Coordinator, Quarterbacks – 5th Year

**DAVE WOMMACK** (Missouri Southern, 1978) – Defensive Coordinator, Safeties – 3rd Year

## SUPPORT STAFF

**COREY BATOON** (Long Beach State, 1991) – Assistant Athletics Director for Recruiting Operations

**BARNEY FARRAR** (Delta State, 1983) – Assistant Athletics Director for High School and Junior College Relations

**TOM LUKE** (Ole Miss, 1992) – Assistant Athletics Director for Player Development

**JOHN MILLER** (Southern Miss, 1999) – Assistant Athletics Director for Football Operations

**PAUL JACKSON** (Montclair State, 2006) – Head Football Strength Coach





# OLE MISS

ALABAMA • ARKANSAS • AUBURN • FLORIDA • GEORGIA • KENTUCKY • LSU • OLE MISS

## RETURNING OFFENSIVE STARTERS

No.	Name	POS	CLASS	HT	WT	EXP	Hometown/Last School
14	Bo Wallace	QB	Sr.	6-4	217	2L	Pulaski, Tenn./East Mississippi CC
6	Jaylen Walton	RB	Jr.	5-8	166	2L	Memphis, Tenn./Ridgeway
1	Laquon Treadwell	WR	So.	6-2	229	1L	Crete, Ill./Crete-Monee
17	Evan Ingram	TE	So.	6-3	217	1L	Powder Springs, Ga./Hillgrove
68	Justin Bell	OL	Jr.	6-2	352	2L	Jackson, Miss./Callaway
78	Laremy Tunsil	OL	So.	6-5	305	1L	Lake City, Fla./Columbia

## RETURNING DEFENSIVE STARTERS

No.	Name	POS	CLASS	HT	WT	EXP	Hometown/Last School
95	Bryon Bennett	DE	Sr.	6-2	293	3L	Madison, Miss./Madison Central
56	Woodrow Hamilton	DT	Jr.	6-3	315	2L	Raleigh, Miss./Raleigh
5	Robert Nkemdiche	DT	So.	6-4	280	1L	Loganville, Ga./Grayson
14	Serderius Bryant	LB	Sr.	5-8	220	3L	Sanford, Fla./Seminole
12	Tony Conner	SAF	So.	6-0	217	1L	Batesville, Miss./South Panola
7	Trae Elston	ROV	Jr.	6-0	195	2L	Oxford, Ala./Oxford
25	Cody Prewitt	FS	Sr.	6-2	217	3L	Bay Springs, Miss./Sylva Bay Academy
21	Senquez Golson	CB	Sr.	5-9	176	3L	Pascagoula, Miss./Pascagoula
28	Mike Hilton	CB	Jr.	5-9	182	2L	Fayetteville, Ga./Sandy Creek

## STARTERS LOST

Name	POS	CLASS	HT	WT
Ja-Mes Logan	WR	Sr.	6-3	183
Donte Moncrief	WR	Jr.	6-3	226
Pierce Burton	OL	Sr.	6-6	290
Jared Duke	OL	Sr.	6-7	377
Evan Swindall	C	Sr.	6-4	301
Cameron Whigham	DE	Sr.	6-3	255
Mike Marry	LB	Sr.	6-3	250
Tyler Campbell	P	Sr.	6-2	230
Andrew Ritter	K	Sr.	6-3	216
Chris Conley	H	Sr.	5-8	202

## RETURNING STATISTICAL LEADERS

RUSHING:					
	ATT	YARDS	AVG	TD	
I'Tavious Mathers	95	563	5.9	3	
Jaylen Walton	113	523	4.6	6	
Bo Wallace	131	355	2.7	6	
Mark Dodson	22	124	5.6	1	
PASSING:					
	COMP-ATT	YARDS	TD/INT	PCT	EFFIC
Bo Wallace	283-437	3346	18/10	64.8	138.09
RECEIVING:					
	REC	YARDS	AVG	TD	
Laquon Treadwell	72	608	8.4	5	
Jaylen Walton	29	322	11.1	2	
Vince Sanders	21	325	15.5	1	
Evan Ingram	21	268	12.8	3	
DEFENSE:					
	TACKLES	UT-AT	TFL	SACKS	INT
Serderius Bryant	78	52-26	12.5-58	3.0-25	-
Cody Prewitt	71	50-21	4.5-8	-	6-52
Tony Conner	66	39-27	5.0-21	1.0-7	1-0
Trae Elston	62	42-20	2.0-4	-	-
Mike Hilton	52	37-15	5.5-10	-	1-0
Deterrian Shackelford	44	21-23	7.5-32	2.0-16	-

## 2013 RESULTS

8-5 Overall • 3-5 SEC

Home: 5-2 Away: 2-3 Neutral: 1-0 vs. Division: 2-4 vs. Top 25: 1-3

Aug. 29	[rv/rv]	at Vanderbilt* [TV: 2-6] (rv/rv)	W	39-35	40,350
Sept. 7	[rv/rv]	SE Missouri [tv: 10-11-13]	W	31-13	60,815
Sept. 14	[25/25]	at Texas [TV: 18]	W	44-23	101,474
Sept. 28	[21/21]	at Alabama* [TV: 2-6] (1/1)	L	0-25	101,821
Oct. 5	[24/rv]	at Auburn* [TV: 4-6]	L	22-30	86,504
Oct. 12	[rv/--]	Texas A&M* [TV: 2-6] (9/9)	L	38-41	60,950
Oct. 19	[--/rv]	LSU* [TV: 3-6] (6/8)	W	27-24	61,160
Oct. 26	[rv/rv]	Idaho [HC] [8-10-13]	W	59-14	57,870
Nov. 9	[rv/rv]	Arkansas* [tv: 5-10-13]	W	34-24	60,856
Nov. 16	[rv/rv]	Troy [TV: 4-6]	W	51-21	52,931
Nov. 23	[24/rv]	Missouri* [TV: 2-6] (8/8)	L	10-24	61,168
Nov. 28	[rv/--]	at Mississippi State* [TV: 2-6]	L	10-17 OT	55,153
Dec. 30		vs. Georgia Tech [TV: 2-6]	W	25-17	55,125

Franklin American Mortgage Music City Bowl; Nashville, Tenn.

## OLE MISS Team Information

**BASIC OFFENSE:** Tempo

**BASIC DEFENSE:** Multiple

### LETTERMEN RETURNING: 58

**OFFENSE:** 26

**DEFENSE:** 29

**SPECIALTY:** 3

### LETTERMEN LOST: 30

**OFFENSE:** 18

**DEFENSE:** 9

**SPECIALTY:** 3

### STARTERS RETURNING: 16

**OFFENSE:** 6

**DEFENSE:** 9

**SPECIALTY:** 1

### STARTERS LOST: 10

**OFFENSE:** 5

**DEFENSE:** 2

**SPECIALTY:** 3

**NOTE:** Specialists include punter and place-kicker only.

## ALL-STAR CANDIDATES

### BO WALLACE

Senior • QB • 6-4 • 217 • Pulaski, Tenn.



- Two-time bowl game MVP
- Ranks 2nd in school history in career total offense yards (7,085) and passing yards (6,340)
- Set school records for total offense (3,701 yards) and completions (283) in a season in 2013
- Ranked 3rd in the SEC and 26th nationally in both total offense (284.7 ypg) and passing (283.4 ypg)
- Threw 18 TD passes and rushed for six more scores
- 2012 Conerly Trophy winner

### LAQUON TREADWELL

Sophomore • WR • 6-2 • 229 • Crete, Ill.



- 2013 SEC Freshman of the Year (Coaches)
- Freshman All-America first team
- SEC All-Freshman team
- Set Ole Miss freshman records for catches (72), receiving yards (608) and TD catches (5)
- Second-most catches in a season in school history
- Had a freshman-record nine catches vs. Vanderbilt and Mississippi State
- Ranked third in the SEC and top 50 nationally with 5.5 catches/game

### LAREMY TUNSIL

Sophomore • OT • 6-5 • 305 • Lake City, Fla.



- 2013 All-SEC second team (AP)
- Freshman All-America first team
- SEC All-Freshman team
- Was one of two true freshman full-time starting left tackles in the country last year
- Allowed just one sack all season while protecting Bo Wallace's blind side
- Helped Ole Miss produce the most total yards in school history (6,153) and rank 21st in the nation in total offense (473.3 ypg)

### CODY PREWITT

Senior • S • 6-2 • 217 • Bay Springs, Miss.



- 2013 All-America first team (AP, USA Today, Lindy's)
- All-SEC first team (AP, Coaches)
- Thorpe Award semifinalist
- Led SEC and T-7th in nation with six interceptions
- Finished 2nd on team with 71 tackles



# OLE MISS

ALABAMA • ARKANSAS • AUBURN • FLORIDA • GEORGIA • KENTUCKY • LSU • OLE MISS

## 2014 ROSTER

No.	Name	POS	HT	WT	YR	Hometown
8	Quincy Adebeyejo	WR	6-3	189	SO-1L	Cedar Hill, Texas
13	Anthony Alford	DB	6-1	212	SO-RS	Petal, Miss.
31	Justin Anderson	DB	5-9	184	FR-RS	Houston, Texas
29	Brandon Bell	TE	6-0	205	JR-JC	Columbus, Miss.
68	Justin Bell	OL	6-2	352	JR-2L	Jackson, Miss.
95	Bryon Bennett	DL	6-2	293	SR-3L	Madison, Miss.
83	Jameel Best	TE	6-8	240	SO-Sq.	Memphis, Tenn.
81	Trey Bledsoe	WR	6-1	208	FR-RS	Grenada, Miss.
76	Daronte Bouldin	OL	6-5	327	FR-RS	Canton, Miss.
3	Eugene Brazley	RB	5-9	189	FR-RS	New Orleans, La.
8	Chief Brown	DB	6-1	200	JR-2L	Winona, Miss.
90	Fadol Brown	DE	6-4	280	SO-RS	Charleston, S.C.
87	Matt Brown	TE	6-3	229	SO-1L	Cordova, Tenn.
14	Serderius Bryant	LB	5-9	220	SR-3L	Sanford, Fla.
9	Ryan Buchanan	QB	6-3	208	FR-RS	Jackson, Miss.
	D.K. Buford	ATH	5-11	200	FR-HS	Oxford, Miss.
2	Quintavius Burdette	WR	5-11	186	JR-2L	Senatobia, Miss.
41	Billy Busch	LB	5-11	223	SR-1L	St. Louis, Mo.
77	Talbot Buys	OL	6-8	306	SO-JC	Vicksburg, Miss.
6	Cliff Coleman	DB	5-10	186	SR-3L	Lauderdale Lakes, Fla.
12	Tony Conner	DB	6-0	217	SO-1L	Batesville, Miss.
75	Robert Conyers	OL	6-5	295	SO-1L	Miami, Fla.
	Fahn Cooper	OL	6-5	312	JR-JC	Crystal Lake, Ill
88	Cody Core	WR	6-3	196	JR-2L	Auburn, Ala.
20	Carlos Davis	DB	5-8	171	JR-2L	Birmingham, Ala.
37	Luke Davis	LB	6-2	212	FR-RS	Trussville, Ala.
59	Will Denny	LS	5-11	221	SR-3L	Jackson, Miss.
7	Mark Dodson	RB	5-10	198	SO-1L	Memphis, Tenn.
3	Kendrick Doss	QB	6-0	211	FR-HS	Florence, Ala.
82	Dylan Dyer	TE	6-4	227	JR-1L	Flora, Miss.
11	Will Easter	WR	6-0	183	FR-TR	Rosemary Beach, Fla.
7	Trae Elston	DB	6-0	195	JR-2L	Oxford, Ala.
17	Evan Engram	TE	6-3	217	SO-1L	Powder Springs, Ga.
	Sammie Epps	TE	6-5	215	FR-HS	Greenwood, Miss.
	Victor Evans	DE	6-4	221	FR-HS	Dallas, Texas
52	Will Few	LS	6-3	250	SO-Sq.	Augusta, Ga.
26	Andrew Fletcher	K	5-8	180	SR-1L	Nashville, Tenn.
39	Kyle Fowler	K	5-7	177	FR-RS	Johns Creek, Ga.
55	Craig Frigo	OL	6-4	301	JR-JC	Bay St. Louis, Miss.
86	Jordan Gallegos	WR	5-9	170	SO-Sq.	New Albany, Ohio
	DeMarquis Gates	LB	6-2	211	FR-HS	Hampton, Ga.
83	Will Gleeson	P	6-3	189	FR-RS	Melbourne, Australia
21	Senquez Golson	DB	5-9	176	SR-3L	Pascagoula, Miss.
40	Josh Gregory	DB	5-10	195	JR-Sq.	Alpharetta, Ga.
94	Issac Gross	DT	6-1	250	JR-2L	Batesville, Miss.
56	Woodrow Hamilton	DT	6-3	315	JR-2L	Raleigh, Miss.
3	C.J. Hampton	DB	6-0	192	FR-HS	Meridian, Miss.
	Dayall Harris	WR	6-3	185	FR-HS	Jackson, Miss.
27	Marquis Haynes	DE	6-3	220	FR-HS	Jacksonville, Fla.
21	Darrius Henderson	QB	5-9	185	FR-RS	Memphis, Tenn.
28	Mike Hilton	DB	5-9	182	JR-2L	Fayetteville, Ga.
45	Lavon Hooks	DT	6-3	318	SR-1L	Atlanta, Ga.
65	Chase Hughes	OL	6-2	308	SR-3L	Springville, Ala.
10	C.J. Johnson	DE	6-2	225	JR-3L	Philadelphia, Miss.
52	Davion Johnson	OL	6-4	309	FR-RS	Byhalia, Miss.
36	Josh Johnson	WR	5-10	180	FR-RS	Belden, Miss.
39	Martin Johnson	DB	6-1	187	JR-JC	Preston, Miss.
19	Derrick Jones	DB	6-2	182	SO-1L	Eupora, Miss./Eupora
	Akeem Judd	RB	6-0	220	JR-JC	Durham, N.C.
29	David Kamara	DB	5-10	199	SO-1L	Loganville, Ga.

No.	Name	POS	HT	WT	YR	Hometown
2	DeVante Kincade	QB	6-0	202	FR-RS	Dallas, Texas
28	LaKedrick King	DB	5-8	171	SR-1L	Duncanville, Texas
24	Keith Lewis	LB	6-0	220	SR-3L	Tampa, Fla.
15	Jeremy Liggins	ATH	6-3	296	SO-JC	Oxford, Miss.
27	Cale Luke	WR	6-1	200	FR-RS	Clinton, Miss.
80	Elliott Markuson	TE	6-0	235	FR-RS	Oxford, Miss.
50	Carlton Martin	OL	6-1	296	SR-3L	Madison, Miss.
5	I'Tavius Mathers	RB	5-11	190	JR-2L	Murfreesboro, Tenn.
	Gerrald McDowell	DL	6-2	245	FR-HS	Covington, La.
17	Quadarius Mireles	WR	5-11	189	JR-RS	Delray Beach, Fla.
16	Collins Moore	WR	6-1	201	SR-3L	Madison, Ala.
	A.J. Moore	LB	6-1	190	FR-HS	Bassfield, Miss.
	C.J. Moore	ATH	6-0	186	FR-HS	Bassfield, Miss.
99	Herbert Moore	DT	6-1	325	FR-RS	Memphis, Tenn.
4	Kailo Moore	DB	5-10	188	SO-1L	Rosedale, Miss.
72	Aaron Morris	OL	6-5	345	JR-3L	Jackson, Miss.
71	Christian Morris	OL	6-6	335	FR-RS	Memphis, Tenn.
4	Denzel Nkemdiche	LB	5-11	212	JR-2L	Loganville, Ga.
5	Robert Nkemdiche	DT	6-4	280	SO-1L	Loganville, Ga.
91	Nathan Noble	K	6-3	230	SO-1L	Greenville, Miss.
	Markell Pack	WR	6-3	181	FR-HS	Purvis, Miss.
19	Andy Pappanastos	K	5-11	189	FR-RS	Montgomery, Ala.
34	Nicholas Parker	TE	6-0	250	SR-2L	Batesville, Miss.
34	Taylor Polk	LB	5-11	209	FR-RS	Magee, Miss.
26	Jimmy Potepe	RB	5-8	200	JR-1L	Monrovia, Liberia
25	Cody Prewitt	DB	6-2	217	SR-3L	Bay Springs, Miss.
	Tyler Putman	OL	6-5	285	FR-HS	Southaven, Miss.
43	Ty Quick	OL	6-3	257	FR-RS	Terry, Miss.
30	Hunter Raines	K	6-2	210	SO-JC	Tupelo, Miss
88	John Ratliff	WR	6-1	186	JR-1L	Fort Worth, Texas
	Sean Rawlings	OL	6-5	285	FR-HS	Madison, Miss.
20	Christian Russell	LB	6-0	235	JR-JC	Fayetteville, N.C.
10	Vince Sanders	WR	6-1	185	SR-3L	Macon, Miss.
44	Charlie Scott	TE	6-0	250	JR-2L	Jackson, Miss.
38	Deterrian Shackelford	LB/DE	6-1	247	GS-3L	Decatur, Ala.
	Tee Shepard	DB	6-1	195	SO-JC	Fresno, Calif.
33	John-Patrick Sherling	LB	5-11	217	FR-RS	Fairhope, Ala.
	Jordan Sims	OL	6-4	370	FR-HS	Homewood, Ala.
22	Ray Ray Smith	LB	6-2	208	FR-RS	Florence, Ala.
	Breeland Speaks	DL	6-4	310	FR-HS	Jackson, Miss.
64	Ben Still	OL	6-3	298	JR-2L	Memphis, Tenn.
32	Temario Strong	LB	6-0	233	SO-1L	Batesville, Miss.
51	Walker Sturgeon	DE	6-1	240	SR-1L	Horn Lake, Miss.
	Rod Taylor	OL	6-3	320	FR-HS	Jackson, Miss.
54	Carlos Thompson	DE	6-5	243	SR-3L	Hollandale, Miss.
1	Laquon Treadwell	WR	6-2	229	SO-1L	Crete, Ill.
78	Laremy Tunsil	OL	6-5	305	SO-1L	Lake City, Fla.
33	Nathan Vanderburg	RB	5-7	163	FR-RS	Olive Branch, Miss.
14	Bo Wallace	QB	6-4	217	SR-2L	Pulaski, Tenn.
6	Jaylen Walton	RB	5-8	166	JR-2L	Memphis, Tenn.
11	Channing Ward	TE	6-4	274	JR-2L	Aberdeen, Miss.
42	Grant Warren	P	6-1	207	FR-RS	Pascagoula, Miss.
	Alex Weber	WR	6-0	176	FR-HS	Lake City, Fla.
	Kendarius Webster	DB	5-11	170	FR-HS	Stockbridge, Ga.
22	Jordan Wilkins	RB	6-1	209	FR-RS	Cordova, Tenn.
	Chris Williams	DT	6-1	287	FR-HS	Tyrone, Ga.
68	Kyle Wilson	OL	6-2	295	SO-HS	Asheboro, N.C.
	Gary Wunderlich	K	6-0	175	FR-HS	Memphis, Tenn.
47	John Youngblood	DE	6-3	246	SO-1L	Trussville, Ala.
89	Taz Zettergren	TE	6-3	225	SO-1L	Senatobia, Miss.



## YEAR-BY-YEAR RECORDS

Year	Coach	SEC	SEC Finish	Overall	Bowls
1893	Dr. A.L. Bondurant			4-1	
1894	C. D. Clark			6-1	
1895	H. L. Fairbanks			2-1	
1896	J. W. Hollister			1-2	
1897	No Team				
1898	T. G. Scarbrough			1-1	
1899	W. H. Lyon			3-4	
1900	Z. N. Estes, Jr.			0-3	
1901	William Sibley, Daniel S. Martin			2-4	
1902	Daniel S. Martin			4-3	
1903	Mike Harvey			2-1-1	
1904	Mike Harvey			4-3	
1905	None			0-2	
1906	T. S. Hammond			4-2	
1907	Frank Mason			0-6	
1908	Frank Kyle			3-5	
1909	Dr. N. P. Stauffer			4-3-2	
1910	Dr. N. P. Stauffer			7-1	
1911	Dr. N. P. Stauffer			6-3	
1912	Leo DeTray			5-3	
1913	William Driver			6-3-1	
1914	William Driver			5-4-1	
1915	Fred Robbins			2-6	
1916	Fred Robbins			3-6	
1917	C. R. (Dudy) Noble			1-4-1	
1918	C. R. (Dudy) Noble			1-3	
1919	R. L. Sullivan			4-4	
1920	R. L. Sullivan			4-3	
1921	R. L. Sullivan			3-6	
1922	R. A. Cowell			4-5-1	
1923	R. A. Cowell			4-6	
1924	Chester Barnard			4-5	
1925	Homer Hazel			5-5	
1926	Homer Hazel			5-4	
1927	Homer Hazel			5-3	
1928	Homer Hazel			5-4	
1929	Homer Hazel			1-6-2	
1930	Ed Walker			3-5-1	
1931	Ed Walker			2-6-1	
1932	Ed Walker			5-6	
1933	Ed Walker	2-2-1	6†	6-3-2	–
1934	Ed Walker	2-3-1	8	4-5-1	–
1935	Ed Walker	3-1	3	9-3	Orange
1936	Ed Walker	0-3-1	11	5-5-2	–
1937	Ed Walker	0-4	10†	4-5-1	–
1938	Harry Mehre	3-2	4	9-2	–
1939	Harry Mehre	2-2	5†	7-2	–
1940	Harry Mehre	3-1	3	9-2	–
1941	Harry Mehre	2-1-1	5	6-2-1	–
1942	Harry Mehre	0-5	11†	2-7	–
1943	NO TEAM	–	–	–	–
1944	Harry Mehre	2-3	7	2-6	–
1945	Harry Mehre	3-3	5†	4-5	–
1946	H.W. "Red" Drew	1-6	11	2-7	–
1947	Johnny Vaught	6-1	1	9-2	Delta
1948	Johnny Vaught	6-1	2	8-1	–
1949	Johnny Vaught	2-4	9	4-5-1	–
1950	Johnny Vaught	1-5	11	5-5	–
1951	Johnny Vaught	4-2-1	3†	6-3-1	–
1952	Johnny Vaught	4-0-2	3	8-1-2	Sugar
1953	Johnny Vaught	4-1-1	2†	7-2-1	–
1954	Johnny Vaught	5-0	1	9-2	Sugar
1955	Johnny Vaught	5-1	1	10-1	Cotton
1956	Johnny Vaught	4-2	4	7-3	–
1957	Johnny Vaught	5-0-1	2	9-1-1	Sugar
1958	Johnny Vaught	4-2	3	9-2	Gator
1959	Johnny Vaught	5-1	2†	10-1	Sugar
1960	Johnny Vaught	5-0-1	1	10-0-1	Sugar
1961	Johnny Vaught	5-1	3	9-2	Cotton
1962	Johnny Vaught	6-0	1	10-0	Sugar
1963	Johnny Vaught	5-0-1	1	7-1-2	Sugar
1964	Johnny Vaught	2-4-1	7	5-5-1	Bluebonnet
1965	Johnny Vaught	5-3	5	7-4	Liberty
1966	Johnny Vaught	5-2	4	8-3	BlueBonnet
1967	Johnny Vaught	4-2-1	5	6-4-1	Sun
1968	Johnny Vaught	3-2-1	6†	7-3-1	Liberty
1969	Johnny Vaught	4-2	5	8-3	Sugar
1970	Johnny Vaught	4-2	4	7-4	Gator
1971	Billy Kinard	4-2	4†	10-2	Peach
1972	Billy Kinard	2-5	7†	5-5	–
1973	Kinard/Vaught	4-3	3	6-5	–

Year	Coach	SEC	SEC Finish	Overall	Bowls
1974	Ken Cooper	0-6	10	3-8	–
1975	Ken Cooper	5-1	2†	6-5	–
1976	Ken Cooper	#4-3	5†	6-5	–
1977	Ken Cooper	#3-4	6	6-5	–
1978	Steve Sloan	2-4	7†	5-6	–
1979	Steve Sloan	3-3	5†	4-7	–
1980	Steve Sloan	2-4	7†	3-8	–
1981	Steve Sloan	1-4-1	8†	4-6-1	–
1982	Steve Sloan	0-6	9†	4-7	–
1983	Billy Brewer	4-2	3†	7-5	Independence
1984	Billy Brewer	1-5	9†	4-6-1	–
1985	Billy Brewer	2-4	6	4-6-1	–
1986	Billy Brewer	4-2	2†	8-3-1	Independence
1987	Billy Brewer	1-5	7†	3-8	–
1988	Billy Brewer	3-4	6†	5-6	–
1989	Billy Brewer	4-3	4†	8-4	Liberty
1990	Billy Brewer	5-2	2†	9-3	Gator
1991	Billy Brewer	1-6	9	5-6	–
1992	Billy Brewer	5-3	2-W	9-3	Liberty
1993	Billy Brewer	#4-4	T3-W	#6-5	–
1994	Joe Lee Dunn	2-6	T4-W	4-7	–
1995	Tommy Tuberville	3-5	–	6-5	–
1996	Tommy Tuberville	2-6	–	5-6	–
1997	Tommy Tuberville	4-4	T4-W	8-4	Motor City
1998	Tommy Tuberville/ David Cutcliffe	3-5	T4-W	7-5	Independence
1999	David Cutcliffe	4-4	T3-W	8-4	Independence
2000	David Cutcliffe	4-4	T3-W	7-5	Music City
2001	David Cutcliffe	4-4	T3-W	7-4	–
2002	David Cutcliffe	3-5	4-W	7-6	Independence
2003	David Cutcliffe	7-1	T1-W	10-3	Cotton
2004	David Cutcliffe	3-5	T3-W	4-7	–
2005	Ed Orgeron	1-7	T5-W	3-8	–
2006	Ed Orgeron	2-6	T4-W	4-8	–
2007	Ed Orgeron	0-8	6-W	3-9	–
2008	Houston Nutt	5-3	2-W	9-4	Cotton
2009	Houston Nutt	4-4	3-W	9-4	Cotton
2010	Houston Nutt	1-7	6-W	4-8	–
2011	Houston Nutt	0-8	6-W	2-10	–
2012	Hugh Freeze	3-5	5-W	7-6	BBVA Compass
2013	Hugh Freeze	3-5	T5-W	8-5	Music City

#Includes game forfeited to Ole Miss

## BOWL RESULTS (23-12)

Bowl	Opponent	Result	Date
Orange	Catholic University	L 19-20	1-1-36
Delta	Texas Christian	W 13-9	1-1-49
Sugar	Georgia Tech	L 7-24	1-1-53
Sugar	Navy	L 0-21	1-1-55
Cotton	Texas Christian	W 14-13	1-2-56
Sugar	Texas	W 39-7	1-1-58
Gator	Florida	W 7-3	12-27-58
Sugar	LSU	W 21-0	1-1-60
Sugar	Rice	W 14-6	1-2-61
Cotton	Texas	L 7-12	1-1-62
Sugar	Arkansas	W 17-13	1-1-63
Sugar	Alabama	L 7-12	1-1-64
Bluebonnet	Tulsa	L 7-14	12-19-64
Liberty	Auburn	W 13-7	12-18-65
Bluebonnet	Texas	L 0-19	12-17-66
Sun	Texas-El Paso	L 7-14	12-30-67
Liberty	Virginia Tech	W 34-17	12-14-68
Sugar	Arkansas	W 27-22	1-1-70
Gator	Auburn	L 28-35	1-2-71
Peach	Georgia Tech	W 41-18	12-30-71
Independence	Air Force	L 3-9	12-10-83
Independence	Texas Tech	W 20-17	12-20-86
Liberty	Air Force	W 42-29	12-28-89
Gator	Michigan	L 3-35	1-1-91
Liberty	Air Force	W 13-0	12-31-92
Motor City	Marshall	W 34-31	12-26-97
Independence	Texas Tech	W 35 18	12-31-98
Independence	Oklahoma	W 27-25	12-31-99
Music City	West Virginia	L 49-38	12-28-00
Independence	Nebraska	W 27-23	12-27-02
Cotton	Oklahoma State	W 31-28	1-2-04
Cotton	Texas Tech	W 47-34	1-2-09
Cotton	Oklahoma State	W 21-7	1-2-10
BBVA Compass	Pittsburgh	W 38-17	1-5-12
Music City	Georgia Tech	W 25-17	12-30-13



# MISSISSIPPI STATE

ALABAMA • ARKANSAS • AUBURN • FLORIDA • GEORGIA • KENTUCKY • LSU • OLE MISS



## 2014 SCHEDULE

Aug. 30	<b>SOUTHERN MISS</b>	USM leads 14-12-1
Sept. 6	<b>UAB</b>	MSU leads 4-1
Sept. 13	<b>at South Alabama</b>	MSU leads 1-0
Sept. 20	<b>at LSU*</b>	LSU leads 71-33-3
Oct. 4	<b>TEXAS A&amp;M*</b>	A&M leads 4-3
Oct. 11	<b>AUBURN*</b>	AU leads 61-24-2
Oct. 25	<b>at Kentucky*</b>	UK leads 21-19
Nov. 1	<b>ARKANSAS*</b>	UA leads 15-8-1
Nov. 8	<b>TENNESSEE-MARTIN</b>	MSU leads 1-0
Nov. 15	<b>at Alabama*</b>	UA leads 77-18-3
Nov. 22	<b>VANDERBILT*</b>	MSU leads 12-7-2
Nov. 29	<b>at Ole Miss*</b>	UM leads 61-43-6

## Mississippi State University Bulldog Quick Facts

**LOCATION:** Starkville, Mississippi

**FOUNDED:** 1878

**ENROLLMENT:** 20,365

**NICKNAME:** Bulldogs

**COLORS:** Maroon (PMS 202) and White

**STADIUM:** Davis Wade Stadium at Scott Field (61,337)

**PLAYING SURFACE:** Hybrid Bermuda Grass

**FIRST GAME:** Oct. 3, 1914 – Mississippi State 54, Marion Military Institute 0

**HOME RECORD:** 237-133-13 (.634)

**HOME ATTENDANCE:** 779,264 (55,728 avg./100.99% Capacity)

**ALL-TIME RECORD:** 521-555-39 (.485/1,115 games)

**2013 RECORD:** 7-6 (5-2 H, 1-3 A, 1-1 N, 2-4 vs. Western Division)

**2013 SEC RECORD/FINISH:** 3-5/ T5th SEC West

**SEC CHAMPIONSHIPS:** 1 (1941)

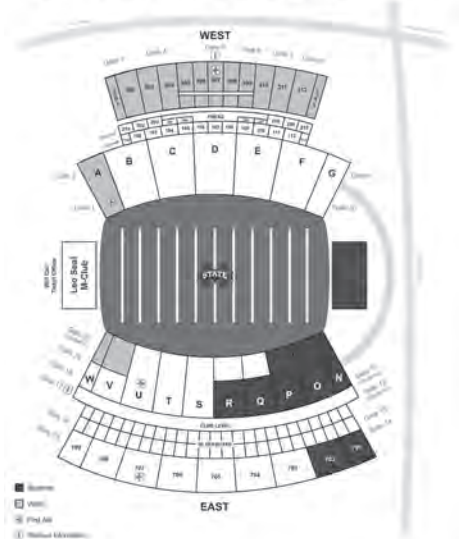
**BOWL:** Autozone Liberty Bowl, Memphis, Tenn. (Mississippi State 44, Northwestern 7)

**BOWL APPEARANCES:** 17

**BOWL RECORD:** 10-7 (.588)

**LAST BOWL APPEARANCE:** Autozone Liberty Bowl, Memphis, Tenn. (defeated Rice, 44-7, Dec. 31, 2013)

### DAVIS WADE STADIUM



**DR. MARK E. KEENUM**  
President  
(Mississippi State, '84)



**DR. STEVE TURNER**  
Faculty Representative  
(Mercer, '75)



**SCOTT STRICKLIN**  
Athletics Director  
(Mississippi State, '92)




**DAN MULLEN**  
Head Football Coach  
(Ursinas, '94)

# MISSISSIPPI STATE



MISSISSIPPI STATE • MISSOURI • SOUTH CAROLINA • TENNESSEE • TEXAS A&M • VANDERBILT

# DAN MULLEN



**HOMETOWN:**

Manchester, N.H.

**ALMA MATER:**

Ursinus (1994)

**PLAYING CAREER:**

Ursinus College, Tight End, 1990-93.

**COACHING**

**EXPERIENCE:**

Wagner Wide Receivers Coach (1994-95); Columbia Wide Receivers Coach (1996-97); Syracuse Graduate Assistant Offense (1998); Notre Dame Graduate Assistant Offense (1999-2000); Bowling Green Quarterbacks Coach (2001-02); Utah Quarterbacks Coach (2003-04); Florida Offensive Coordinator/Quarterbacks Coach 2005-08; Mississippi State Head Coach 2009-present.

**COACHING ACHIEVEMENTS:** Has compiled 29 wins in first four seasons, taking Mississippi State to three-straight bowl games for the second time in school history ... Led the Bulldogs back-to-back bowl wins for the first time in more than a decade ... Became the first Bulldog head coach to win three-straight Egg Bowls against Ole Miss since Allyn McKeen won four straight from 1939-42 ... Has coached five All-Americans, 12 All-SEC and nine freshmen All-SEC selections in the past four years ... Led the Bulldogs to four of the five most productive offensive seasons (total yards) in school history. Has led MSU to four consecutive bowl games -- a first in the 114-year history of the program ... Owns the highest winning percentage for a coach at Mississippi State since the late Darrell Royal in 1954-55 (.563) ... Already ranks fourth in school history in wins (36) ... Has dominated the Egg Bowl rivalry, posting a 4-1 record against Ole Miss ... Became the quickest MSU coach to 35 career wins (63 games) since Allyn McKeen in 1942 ... Spearheaded the MSU offense to shattering seven school team records in 2013 ... Has coached six All-Americans as a head coach.

**BORN:** April 27, 1972

**WIFE:** Megan

**CHILDREN:** Cannon and Breelyn Elisabeth

## YEAR-BY-YEAR

Year	School	Conf.	Pct.	All	Pct.	Bowl
2009	Miss. State	3-5	.375	5-7	.417	
2010	Miss. State	4-4	.500	9-4	.692	Gator
2011	Miss. State	2-6	.250	7-6	.538	Music City
2012	Miss. State	4-4	.500	8-5	.615	Gator
2013	Miss. State	3-5	.375	7-6	.538	Liberty
<b>TOTALS</b>		<b>16-24</b>	<b>.400</b>	<b>36-28</b>	<b>.563</b>	<b>5 Years</b>
BOWL RECORD:		3-1	.750			

## ASSISTANT COACHES

**GEOFF COLLINS** (Western Carolina, 1994) – Defensive Coordinator, Linebackers – 3 Years

**BILLY GONZALES** (Colorado State, 1994) – Co-offensive Coordinator, Passing Game, Wide Receivers/One Year

**JOHN HEVESY** (Maine, 1994) – Co-offensive Coordinator, Running Game, Offensive Line – 5 Years

**BRIAN JOHNSON** (Utah, 2008) – Quarterbacks/Beginning – 1st Season

**TONY HUGHES** (Southern Miss, 1980) – Assistant Head Coach, Safeties, Recruiting Coordinator – 5 Years

**GREG KNOX** (Northeastern State, 1986) – Running Backs, Special Teams Coordinator – 5 Years

**SCOTT SALLACH** (Ursinus College, 1994) – Tight Ends – 5 Years

**DESHEA TOWNSEND** (Alabama, 1997) – Cornerbacks – 1 Year

**DAVID TURNER** (Davidson, 1985) – Defensive Line – 4 Years

## SUPPORT STAFF

**RICK COURT** (Michigan State, 2002) – Head Strength and Conditioning Coach

**JON CLARK** (Bowling Green, 2002) – Director of Football Operations

**ROCKEY FELKER** (Mississippi State, 1975) – Director of Player Personnel and High School Relations





# MISSISSIPPI STATE

ALABAMA • ARKANSAS • AUBURN • FLORIDA • GEORGIA • KENTUCKY • LSU • OLE MISS

## RETURNING OFFENSIVE STARTERS

No.	Name	POS	CLASS	HT	WT	EXP	Hometown/Last School
4	Jameon Lewis	WR	Sr.	5-9	195	3L	Tylertown, Miss./Tylertown HS
6	Malcolm Johnson	TE	Sr.	6-2	235	3L	Tuscaloosa, Ala./Northridge HS
12	Robert Johnson	WR	Sr.	6-1	225	3L	Hattiesburg, Miss./Oak Grove HS
15	Dak Prescott	QB	Jr.	6-2	230	2L	Haughton, La./Haughton HS
16	Joe Morrow	WR	Jr.	6-4	210	1L	Ocean Springs, Miss./Ocean Springs HS
63	Dillon Day	C	Sr.	6-4	300	3L	West Monroe, La./West Monroe HS
66	Ben Beckwith	OG	Sr.	6-3	305	3L	Benton, Miss./Benton Academy
75	Blaine Clausell	OT	Jr.	6-7	310	3L	Mobile, Ala./Baker HS

## RETURNING DEFENSIVE STARTERS

No.	Name	POS	CLASS	HT	WT	EXP	Hometown/Last School
5	Jamerson Love	CB	Sr.	5-10	175	Sr.	Aberdeen, Miss. (Aberdeen HS)
22	Matt Wells	LB	Sr.	6-2	215	Sr.	Monticello, Miss. (Lawrence County HS)
23	Taveze Calhoun	CB	Jr.	6-1	180	Jr.	Morton, Miss. (Morton HS)
24	Deontay Evans	FS	So.	5-10	195	So.	McComb, Miss. (McComb HS)
26	Kendrick Market	SS	Jr.	5-10	190	Jr.	Batesville, Miss. (South Panola)
50	Benardrick McKinney	LB	Jr.	6-5	235	Jr.	Tunica, Miss. (Rosa Fort HS)
91	Preston Smith	DE	Sr.	6-6	255	Sr.	Stone Mountain, Ga. (Stephenson HS)
92	Kaleb Eulls	DT	Sr.	6-4	290	Sr.	Yazoo City, Miss. (Yazoo County)
93	P.J. Jones	DT	Sr.	6-3	295	Sr.	Tupelo, Miss. (Tupelo HS)

## STARTERS LOST

Name	POS	CLASS	HT	WT
Deontae Skinner	LB	Sr.	6-2	250
LaDarius Perkins	RB	Sr.	5-10	195
Gabe Jackson	OG	Sr.	6-4	340
Charles Siddoway	OT	Sr.	6-7	305
Denico Autry	DE	Sr.	6-5	265

## RETURNING STATISTICAL LEADERS

RUSHING:	ATT	YARDS	AVG	TDS
Dak Prescott	134	829	6.2	13
Josh Robinson	78	459	5.9	3
Ashton Shumpert	46	190	4.1	3

PASSING:	ATT	COMP	INT	TDS	YARDS	PCT
Dak Prescott	267	156	7	10	1,940	58.4

RECEIVING:	REC	YARDS	AVG	AVG/GAME	TDS
Jameon Lewis	64	923	14.4	71.0	5
Robert Johnson	34	389	11.4	29.9	0
Malcolm Johnson	30	391	13.0	30.1	2
De'Runnya Wilson	26	351	13.5	27.0	3

TACKLES:	TOTAL	SOLO	ASST.	INT.	SACKS	TFL (YDS)
Benardrick McKinney	71	42	29	0	3.5-36	7.0-44
Kendrick Market	62	43	19	0	0	1.5-5
Matthew Wells	50	28	22	0	1.0-3	6.0-12
Taveze Calhoun	45	33	12	3-101	0	1.5-4

## 2013 RESULTS

7-6 Overall • 3-5 SEC

Home: 5-2 Away: 1-3 Neutral: 1-1 vs. Division: 2-4 vs. Top 25: 0-5

Aug. 31	[--/rv]	vs. Oklahoma St. (Houston, Tex.) [TV: 3-6-7] (13/14)	L	3-21	35,874
Sept. 7		ALCORN STATE [TV: 8-10-13]	W	51-7	55,085
Sept. 14		at Auburn* [TV: 3-6]	L	20-24	85,817
Sept. 21		TROY [TV: 9-10-13]	W	62-7	55,096
Oct. 5		LSU* [TV: 2-6] (10/11)	L	26-59	57,113
Oct. 12		BOWLING GREEN [TV: 9-10-13]	W	21-20	55,148
Oct. 24		KENTUCKY* [TV: 2-6]	W	28-22	55,102
Nov. 2		at South Carolina* [TV: 5-10-13] (14/16)	L	16-34	82,111
Nov. 9		at Texas A&M* [TV: 1] (11/13)	L	41-51	88,504
Nov. 16		ALABAMA* [TV: 2-6] (1/1)	L	7-20	57,211
Nov. 23		at Arkansas* [TV: 5-10-13]	W	24-17 OT	45,198
Nov. 28		OLE MISS* [TV: 2-6] (rv/--)	W	17-10 OT	55,153
Dec. 31		vs. Rice	W	44-7	57,846

Autozone Liberty Bowl; Memphis, Tenn.

## MISSISSIPPI STATE Team Information

**BASIC OFFENSE:** Spread Multiple

**BASIC DEFENSE:** 4-3 Multiple

**LETTERMEN RETURNING: 54**

**OFFENSE:** 28

**DEFENSE:** 23

**SPECIALTY:** 3

**LETTERMEN LOST: 17**

**OFFENSE:** 6

**DEFENSE:** 10

**SPECIALTY:** 1

**STARTERS RETURNING: 18**

**OFFENSE:** 8

**DEFENSE:** 9

**SPECIALTY:** 1

**STARTERS LOST: 6**

**OFFENSE:** 3

**DEFENSE:** 2

**SPECIALTY:** 1

**NOTE:** Specialists include punter and place-kicker only.

## ALL-STAR CANDIDATES

### Dak PRESCOTT

Junior • QB • 6-2 • 235 • Houghton, La.



- AutoZone Liberty Bowl Most Valuable Player
- Leads all returning SEC QBs in rushing TDs (17)
- Owns the top career completion percentage in MSU history (.588)
- In 2013, shattered the MSU single-season record for QB rushing yards with 829, while his 13 rushing scores were second-most by a QB in MSU history
- Scored 15 touchdowns during 2013, which ranked third among Division I QBs

### Benardrick MCKINNEY

Junior • LB • 6-5 • 245 • Tunica, Miss.



- College Football News All-Sophomore Second Team
- Widely considered Mississippi State's top NFL Draft prospect
- Selected to the preseason watch list for the 2013 Bednarik Award
- Led Mississippi State in total tackles (71), hits for lost yardage (7.0) and sacks (3.5) during the 2013 campaign
- Recorded at least a half tackle for lost yardage in five-straight games, the longest stretch by a Bulldog since Super Bowl champion K.J. Wright of the Seattle Seahawks had a six-contest streak from Sept. 18 - Oct. 23, 2010

### Jameon LEWIS

Senior • WR • 5-9 • 183 • Tybertown, Miss.



- In 2013, recorded the third most all-purpose yards in school history (1,537), the second-most receptions (64) and third-most receiving yards (923)
- The only player on the Bulldog roster with a rushing, receiving, passing and kick return touchdown
- One of only three players at the FBS level who caught five or more touchdown passes, rushed for three or more scores and the only one who threw three or more TD passes (Marion Grice/Arizona State/14 rush and six receive; Todd Gurley/Georgia/10 rush and six receive)

### Chris JONES

Sophomore • DL • 6-5 • 300 • Houston, Miss.



- A Bleacher Report, Athlon Sports, Phil Steele and 247Sports Freshman All-American in 2013 ... 2014 Preseason First-Team All-American by Athlon Sports
- An AP All-SEC Honorable Mention and named SEC All-Freshman Team by the league's coaches
- Finished with a team-high 10 quarterback hurries and tied for the squad lead with 7.0 tackles for lost yardage during rookie year
- Ended the season with the second-most tackles among the team's defensive linemen with 32



# MISSISSIPPI STATE

ALABAMA • ARKANSAS • AUBURN • FLORIDA • GEORGIA • KENTUCKY • LSU • OLE MISS

## 2014 ROSTER

No.	Name	POS	HT	WT	CL	EXP	Hometown
94	Nelson Adams	DL	6-3	295	So.	1L	Brandon, Miss.
29	Quadry Antoine	DB	5-10	225	So.	SQ	Belle Chasse, La.
38	Dee Arrington	DB	6-1	220	Jr.	2L	Wiggins, Miss.
66	Ben Beckwith	OL	6-3	305	Sr.	3L	Benton, Miss.
40	Devon Bell	K	6-2	185	Jr.	2L	Vicksburg, Miss.
52	Ferlando Bohanna	LB	6-0	230	Sr.	2L	Memphis, Tenn.
53	Hunter Bradley	TE	6-3	235	So.	SQ	Collierville, Tenn.
37	Bennie Braswell III	RB	5-9	170	RFr.	RS	Olive Branch, Miss.
39	Richie Brown	LB	6-2	235	So.	1L	Long Beach, Miss.
42	Beniquez Brown	LB	6-1	235	So.	1L	Florence, Ala.
48	Ryan Brown	DL	6-6	260	Jr.	2L	New Orleans, La.
88	Lawrence Brown	ATH	6-4	258	So.	RS	Columbus, Miss.
5	Fred Brown	WR	6-1	190	So.	1L	Jackson, Miss.
20	Brandon Bryant	S	5-11	194	Fr.	HS	Tunica, Miss.
23	Taveze Calhoun	DB	6-1	184	Jr.	2L	Morton, Miss.
61	Deion Calhoun	OL	6-3	325	Fr.	HS	Pleasant Grove, Ala.
71	Cole Carter	OL	6-6	302	So.	SQ	Caledonia, Miss.
51	Kelan Chairs	LB	6-0	225	Fr.	HS	Harvey, La.
72	Winston Chapman	SN	6-2	228	Jr.	2L	Fairhope, Ala.
80	Shelby Christy	WR	6-3	210	RFr.	RS	Geismar, La.
75	Blaine Clausell	OL	6-7	315	Sr.	3L	Mobile, Ala.
60	Jamaal Clayborn	OL	6-4	315	So.	1L	Jackson, Miss.
31	Tolando Cleveland	DB	6-0	176	So.	1L	Powder Springs, Ga.
11	Kivon Coman	DB	6-3	195	So.	1L	Sheffield, Ala.
9	Justin Cox	DB	6-3	190	Sr.	1L	West Point, Miss.
49	Torrey Dale	DL	6-6	250	So.	SQ	Kenner, La.
21	Brandon Davis	DB	5-9	170	So.	SQ	Memphis, Tenn.
83	Cortland Daws	K	6-3	190	Fr.	HS	Nashville, Tenn.
63	Dillon Day	OL	6-4	300	Sr.	3L	West Monroe, La.
62	Devon Desper	OL	6-3	300	So.	1L	Madison, Miss.
92	Kaleb Eulls	DL	6-4	295	Sr.	3L	Yazoo City, Miss.
17	Deontay Evans	DB	5-10	205	So.	1L	McComb, Miss.
17	Nick Fitzgerald	QB	6-5	215	Fr.	HS	Richmond Hill, Ga.
74	Kent Flowers	OL	6-5	298	RFr.	RS	Hollandale, Miss.
10	Nathan Gieb	QB	6-2	165	Fr.	HS	Flowood, Miss.
82	Westin Graves	K	6-0	160	Fr.	HS	Flowood, Miss.
45	J.T. Gray	S	6-0	196	Fr.	HS	Clarksdale, Miss.
4	Gerri Green	LB	6-4	221	Fr.	HS	Greenville, Miss.
7	Nick Griffin	RB	6-0	226	Sr.	3L	New Augusta, Miss.
87	B.J. Hammond	WR	6-4	235	RFr.	RS	Gadsden, Ala.
46	Dezmond Harris	LB	6-4	230	RFr.	RS	McCalla, Ala.
90	Grant Harris	DT	6-3	270	Fr.	HS	Bolton, Miss.
99	John Harris	DL	6-5	235	Jr.	SQ	Boynton Beach, Fla.
56	Corvell Harrison	DL	6-3	270	Sr.	2L	Laurel, Miss.
18	Brandon Hill	TE	6-2	240	Sr.	3L	Columbus, Miss.
10	Brandon Holloway	ATH	5-8	160	So.	1L	Tampa, Fla.
44	Christian Holmes	TE	6-1	230	Sr.	3L	Puckett, Miss.
95	Braxton Hoyett	DT	6-3	285	Fr.	HS	65Pelham, Ala.
3	Jay Hughes	DB	5-11	190	Sr.	2L	Hattiesburg, Miss.
79	Gavin Hunt	ATH	6-2	225	Fr.	HS	Macon, Ga.
84	Darrion Hutcherson	TE	6-7	250	Jr.	JC	Dadeville, Ala.
25	Jahmere Irvin-Sills	DB	5-10	175	RFr.	RS	Elkton, Md.
14	Zach Jackson	LB	6-2	210	Jr.	2L	Heidelberg, Miss.

No.	Name	POS	HT	WT	CL	EXP	Hometown
86	Jesse Jackson	WR	6-2	201	Fr.	HS	Petal, Miss.
88	Nick James	DL	6-5	325	So.	1L	Long Beach, Miss.
47	A.J. Jefferson	DL	6-3	265	So.	1L	Summit, Miss.
73	Elgton Jenkins	OL	6-4	283	Fr.	HS	Clarksdale, Miss.
13	Cedric Jiles	DB	5-10	180	So.	1L	Clinton, Miss.
12	Robert Johnson	WR	6-1	211	Sr.	3L	Hattiesburg, Miss.
64	Jocquell Johnson	OL	6-4	305	Jr.	JC	Jackson, Miss.
6	Malcolm Johnson	TE	6-2	231	Sr.	3L	Tuscaloosa, Ala.
93	P.J. Jones	DL	6-3	296	Sr.	3L	Tupelo, Miss.
96	Chris Jones	DL	6-5	300	So.	1L	Houston, Miss.
67	Rodney Lacy	DL	5-11	290	So.	SQ	Birmingham, Ala.
33	Dontavian Lee	RB	6-1	211	Fr.	HS	Hattiesburg, Miss.
41	Van Lee	ATH	5-11	185	Jr.	TR	Mendenhall, Miss.
4	Jameon Lewis	WR	5-9	183	Sr.	3L	Tylertown, Miss.
5	Jamerson Love	DB	5-10	175	Sr.	3L	Aberdeen, Miss.
70	Justin Malone	OL	6-7	320	Jr.	1L	Madison, Miss.
26	Kendrick Market	DB	5-10	188	Jr.	2L	Batesville, Miss.
50	Benardrick McKinney	LB	6-5	245	Jr.	2L	Tunica, Miss.
20	Tyrell Miller	DB	5-9	177	Jr.	SQ	Hampton, Va.
16	Joe Morrow	WR	6-4	210	Jr.	1L	Ocean Springs, Miss.
59	Archie Muniz	OL	6-5	300	Sr.	3L	Houston, Texas
35	Gabe Myles	WR	6-0	190	RFr.	RS	Starkville, Miss.
89	Javous Nicks	WR	6-0	170	So.	SQ	Brandon, Miss.
28	Broderick Oliver	ATH	5-10	175	RFr.	RS	Meridian, Miss.
11	Josiah Phillips	QB	6-4	219	Fr.	HS	Starkville, Miss.
15	Dak Prescott	QB	6-2	235	Jr.	2L	Haughton, La.
68	Nick Proby	ATH	6-1	290	Jr.	TR	D'lberville, Miss.
27	Corey Qualls	ATH	5-11	196	RFr.	RS	Forest, Miss.
24	Chris Rayford	CB	6-0	182	Fr.	HS	Byhalia, Miss.
2	Will Redmond	DB	6-0	182	Jr.	1L	Memphis, Tenn.
34	Josh Robinson	RB	5-9	215	Jr.	2L	Franklinton, La.
78	Damien Robinson	OL	6-8	320	Sr.	3L	Olive Branch, Miss.
8	Fred Ross	WR	6-2	205	So.	1L	Tyler, Texas
85	Artimus Samuel	TE	6-2	260	So.	1L	Columbus, Ga.
58	Justin Senior	OL	6-5	280	So.	1L	Montreal, Quebec
32	Ashton Shumpert	RB	6-2	218	So.	1L	Fulton, Miss.
97	Trent Simpson	DL	6-4	277	RFr.	RS	Oxford, Ala.
91	Preston Smith	DL	6-6	267	Sr.	3L	Stone Mountain, Ga.
41	Evan Sobiesk	K	5-8	188	So.	1L	Hattiesburg, Miss.
14	Elijah Staley	QB	6-6	231	Fr.	HS	Marietta, Ga.
34	Cory Thomas	DT	6-5	273	Fr.	HS	Bessemer, Ala.
76	Jake Thomas	OL	6-5	300	RFr.	RS	Columbus, Miss.
25	Will Trammell	ATH	6-1	190	Fr.	HS	Madison, Miss.
31	Kareem Vance Jr.	WR	6-4	195	So.	RS	Charleston, Miss.
98	Curtis Virges	DL	6-3	315	Sr.	3L	West Point, Miss.
19	Gus Walley	TE	6-4	230	So.	SQ	Richton, Miss.
28	DeAndre Ward	LB	6-0	209	So.	SQ	Wetumpka, Ala.
77	Rufus Warren	OL	6-7	295	Jr.	1L	Indianola, Miss.
22	Matthew Wells	LB	6-2	215	Sr.	3L	Monticello, Miss.
30	Brandon Wells	ATH	6-2	191	RFr.	RS	Bogue Chitto, Miss.
11	Damian Williams	QB	6-1	225	So.	1L	Metairie, La.
27	Aeris Williams	RB	6-1	200	Fr.	HS	West Point, Miss.
1	De'Runnya Wilson	WR	6-5	215	So.	1L	Birmingham, Ala.



# MISSISSIPPI STATE



MISSISSIPPI STATE • MISSOURI • SOUTH CAROLINA • TENNESSEE • TEXAS A&M • VANDERBILT

## YEAR-BY-YEAR RECORDS

Year	Coach	SEC	SEC Finish	Overall	Bowls
1895	W.M. Matthews			0-2	
1896	J.B. Hildebrand			0-4	
1901	L.B. Harvey			2-2-1	
1902	L. Gwin			1-4-1	
1903	Dan Martin			3-0-2	
1904	Dan Martin			2-5	
1905	Dan Martin			3-4	
1906	Dan Martin			2-2-1	
1907	Fred Furman			6-3	
1908	Fred Furman			3-4	
1909	W.D. Chadwick			5-4	
1910	W.D. Chadwick			7-2	
1911	W.D. Chadwick			7-2-1	
1912	W.D. Chadwick			4-3	
1913	W.D. Chadwick			6-1-1	
1914	E.C. Hayes			6-2	
1915	E.C. Hayes			5-2-1	
1916	E.C. Hayes			4-4-1	
1917	Sid Robinson			6-1	
1918	Sid Robinson			3-2	
1919	Sid Robinson			6-2	
1920	Fred Holtkamp			5-3	
1921	Fred Holtkamp			4-4-1	
1922	Dudy Noble			3-4-2	
1923	Earl Able			5-2-2	
1924	Earl Able			5-4	
1925	Bernie Bierman			3-4-1	
1926	Bernie Bierman			5-4	
1927	J.W. Hancock			5-3	
1928	J.W. Hancock			2-4-2	
1929	J.W. Hancock			1-5-2	
1930	Chris Cagle			2-7	
1931	Ray Dauber			2-6	
1932	Ray Dauber			3-5	
1933	Ross McKechnie	1-5-1	12	3-6-1	-
1934	Ross McKechnie	0-5	11†	4-6	-
1935	Ralph Sasse	2-3	9†	8-3	-
1936	Ralph Sasse	3-2	5	7-3-1	Orange
1937	Ralph Sasse	3-2	5	5-4-1	-
1938	Emerson "Spike" Nelson	1-4	11	4-6	-
1939	Allyn McKeen	3-2	4	8-2	Orange
1940	Allyn McKeen	4-0-1	2	10-0-1	-
1941	Allyn McKeen	4-0-1	1	8-1-1	-
1942	Allyn McKeen	5-2	4	8-2	-
1943	NO TEAM				
1944	Allyn McKeen	3-2	5	6-2	-
1945	Allyn McKeen	2-3	7†	6-3	-
1946	Allyn McKeen	3-2	5	8-2	-
1947	Allyn McKeen	2-2	4†	7-3	-
1948	Allyn McKeen	3-3	6†	4-4-1	-
1949	Arthur "Slick" Morton	0-6	12	0-8-1	-
1950	Arthur "Slick" Morton	3-4	7†	4-5	-
1951	Arthur "Slick" Morton	2-5	11	4-5	-
1952	Murray Warmath	3-4	7	5-4	-
1953	Murray Warmath	3-1-3	5†	5-2-3	-
1954	Darrell Royal	3-3	6†	6-4	-
1955	Darrell Royal	4-4	6†	6-4	-
1956	Wade Walker	2-5	8†	4-6	-
1957	Wade Walker	4-2-1	3†	6-2-1	-
1958	Wade Walker	1-6	12	3-6	-
1959	Wade Walker	0-7	12	2-7	-
1960	Wade Walker	0-5-1	11	2-6-1	-
1961	Wade Walker	1-5	10†	5-5	-
1962	Paul Davis	2-5	9	3-6	-
1963	Paul Davis	4-1-2	4	7-2-2	Liberty
1964	Paul Davis	2-5	8	4-6	-
1965	Paul Davis	1-5	9†	4-6	-
1966	Paul Davis	0-6	9†	2-8	-

Year	Coach	SEC	SEC Finish	Overall	Bowls
1967	Charley Shira	0-6	9†	1-9	-
1968	Charley Shira	0-4-2	9	0-8-2	-
1969	Charley Shira	0-5	10	3-7	-
1970	Charley Shira	3-4	7†	6-5	-
1971	Charley Shira	1-7	10	2-9	-
1972	Charley Shira	1-6	9	4-7	-
1973	Bob Tyler	2-5	8†	4-5-2	-
1974	Bob Tyler	3-3	4†	9-3	Sun
1975	Bob Tyler	*0-6	9†	*2-9	-
1976	Bob Tyler	*0-6	9†	*0-11	-
1977	Bob Tyler	*0-6	9†	*0-11	-
1978	Bob Tyler	2-4	7†	6-5	-
1979	Emory Bellard	2-4	8	3-8	-
1980	Emory Bellard	5-1	2†	9-3	Sun
1981	Emory Bellard	4-2	3	8-4	Hall of Fame
1982	Emory Bellard	2-4	8	5-6	-
1983	Emory Bellard	1-5	8	3-8	-
1984	Emory Bellard	1-5	9†	4-7	-
1985	Emory Bellard	0-6	9	5-6	-
1986	Rockey Felker	2-4	7†	6-5	-
1987	Rockey Felker	1-5	7†	4-7	-
1988	Rockey Felker	0-7	10	1-10	-
1989	Rockey Felker	1-6	9	5-6	-
1990	Rockey Felker	1-6	8	5-6	-
1991	Jackie Sherrill	4-3	4†	7-5	Liberty
1992	Jackie Sherrill	4-4	3-W	7-5	Peach
1993	Jackie Sherrill	#3-4-1	5-W	#4-5-2	-
1994	Jackie Sherrill	5-3	2-W	8-4	Peach
1995	Jackie Sherrill	1-7	4-W	3-8	-
1996	Jackie Sherrill	3-5	4-W	5-6	-
1997	Jackie Sherrill	4-4	T3-W	7-4	-
1998	Jackie Sherrill	6-2	T1-W	8-5	Cotton
1999	Jackie Sherrill	6-2	2-W	10-2	Peach
2000	Jackie Sherrill	4-4	T3-W	8-4	Independence
2001	Jackie Sherrill	2-6	6-W	3-8	-
2002	Jackie Sherrill	0-8	5-W	3-9	-
2003	Jackie Sherrill	1-7	5-W	2-10	-
2004	Sylvester Croom	2-6	6-W	3-8	-
2005	Sylvester Croom	1-7	T5-W	3-8	-
2006	Sylvester Croom	1-7	T5-W	3-9	-
2007	Sylvester Croom	4-4	T3-W	8-5	Liberty
2008	Sylvester Croom	2-6	T4-W	4-8	-
2009	Dan Mullen	3-5	T4-W	5-7	-
2010	Dan Mullen	4-4	5-W	9-4	Gator
2011	Dan Mullen	2-6	5-W	7-6	Music City
2012	Dan Mullen	4-4	4-W	8-5	Gator
2013	Dan Mullen	3-5	T5-W	7-6	Liberty

\*Includes forfeits imposed on Mississippi State by NCAA & SEC

#Includes game forfeited to Mississippi State

## BOWL RESULTS (10-7)

Bowl	Opponent	Result	Date
Orange	Duquesne	L 12-13	1-1-37
Orange	Georgetown	W 14-7	1-1-41
Liberty	North Carolina State	W 16-12	12-21-63
Sun	North Carolina	W 26-24	12-28-74
Sun	Nebraska	L 17-31	12-27-80
Hall of Fame	Kansas	W 10-0	12-31-81
Liberty	Air Force	L 15-38	12-29-91
Peach	North Carolina	L 17-21	1-2-93
Peach	North Carolina State	L 24-28	1-1-95
Cotton	Texas	L 11-38	1-1-99
Peach	Clemson	W 17-7	12-30-99
Independence	Texas A&M	W 43-41 (OT)	12-31-00
Liberty	Central Florida	W 10-3	12-29-07
Gator	Michigan	W 52-14	1-1-11
Music City	Wake Forest	W 23-17	12-30-11
Gator	Northwestern	L 20-34	1-1-13
Liberty	Rice	W 44-7	12-31-13



# MISSOURI

ALABAMA • ARKANSAS • AUBURN • FLORIDA • GEORGIA • KENTUCKY • LSU • OLE MISS



## 2014 SCHEDULE

Aug. 30	<b>SOUTH DAKOTA STATE</b>	First Meeting
Sept. 6	at Toledo	Mizzou leads 1-0
Sept. 13	<b>CENTRAL FLORIDA</b>	Mizzou leads 1-0
Sept. 20	<b>INDIANA</b>	IU leads 6-3-2
Sept. 27	at South Carolina*	Tied leads 2-2
Oct. 11	<b>GEORGIA*</b>	UG leads 2-1
Oct. 18	at Florida*	Mizzou leads 2-1
Oct. 25	<b>VANDERBILT* (HC)</b>	Mizzou leads 3-2-1
Nov. 1	<b>KENTUCKY*</b>	Tied leads 2-2
Nov. 15	at Texas A&M*	A&M leads 8-6
Nov. 22	at Tennessee*	Mizzou leads 2-0
Nov. 28	<b>ARKANSAS*</b>	Mizzou, 3-2

## University of Missouri Tiger Quick Facts

**LOCATION:** Columbia, Missouri

**FOUNDED:** 1839

**ENROLLMENT:** 34,658

**NICKNAME:** Tigers

**COLORS:** Old Gold and Black

**STADIUM:** Faurot Field/Memorial Stadium (72,000 approx./TBD)

**PLAYING SURFACE:** Artificial (Field Turf)

**FIRST GAME:** Oct. 20, 1890 – Missouri 22, Picked Team 6

**HOME RECORD:** (at Memorial Stadium, opened in 1926) 271-173-20 (.606)

**HOME ATTENDANCE:** 444,532 (63,505 avg./94.61% capacity)

**ALL-TIME RECORD:** 643-532-52 (.545/1,227 games)

**2013 RECORD:** 12-2 (6-1 H, 5-0 A, 1-1 N, 5-1 vs. Eastern Division)

**2013 SEC RECORD/FINISH:** 7-1/1st SEC East

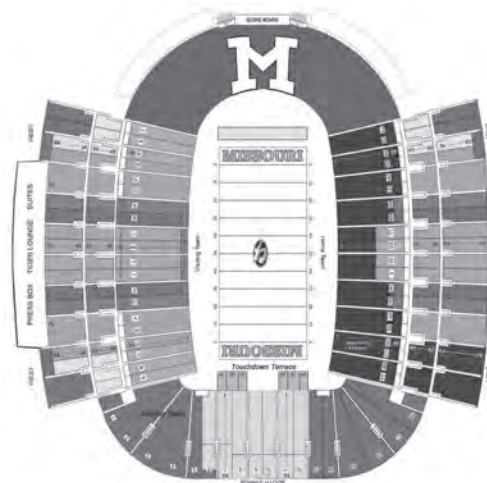
**SEC CHAMPIONSHIPS:** N/A

**BOWL:** AT&T Cotton Bowl, Arlington, Texas (Missouri 41, Oklahoma State 31)

**BOWL APPEARANCES:** 30

**BOWL RECORD:** 14-16 (.467)

**LAST BOWL APPEARANCE:** AT&T Cotton Bowl, Arlington, Texas (defeated Oklahoma State, 41-31, Jan. 3, 2014)



**DR. R. BOWEN LOFTIN**  
Chancellor  
(Texas A&M, '70)



**LORI FRANZ**  
Faculty Representative  
(Nebraska, '68)



**MICHAEL F. ALDEN**  
Athletics Director  
(Evansville, '80)



**GARY PINKEL**  
Head Football Coach  
(Kent, '75)

# GARY PINKEL



**HOMETOWN:**  
Akron, Ohio

**ALMA MATER:**  
Kent State (1973)

**PLAYING CAREER:**  
Tight End at Kent State, 1971-73 (Associated Press Hon. Men. All-American in 1973)

**COACHING EXPERIENCE:** 23 seasons as head coach

**COACHING ACHIEVEMENTS:** MAC Champion – 1995; MAC West Division Champion – 1997, 1998, 2000; Big 12 North Division Champion – 2007, 2008, 2010; Named FieldTurf National Coach of the Year in 2007; SEC Eastern Division Champion – 2013

**BORN:** April 27, 1952

## YEAR-BY-YEAR

Year	School	Conf.	Pct.	All	Pct.	Bowl
1991	Toledo	4-3-1	.500	5-5-1	.563	
1992	Toledo	5-3	.727	8-3	.625	
1993	Toledo	3-5	.364	4-7	.375	
1994	Toledo	4-3-1	.591	6-4-1	.563	
1995	Toledo	7-0-1	.958	11-0-1	.938	Las Vegas
1996	Toledo	6-2	.636	7-4	.750	
1997	Toledo	7-1	.750	9-3	.875	
1998	Toledo	6-2	.583	7-5	.750	
1999	Toledo	5-3	.545	6-5	.625	
2000	Toledo	6-1	.909	10-1	.857	
2001	Missouri	3-5	.363	4-7	.375	
2002	Missouri	2-6	.417	5-7	.250	
2003	Missouri	4-4	.615	8-5	.500	Independence
2004	Missouri	3-5	.455	5-6	.375	
2005	Missouri	4-4	.583	7-5	.500	Independence
2006	Missouri	4-4	.615	8-5	.500	Sun
2007	Missouri	7-1	.857	12-2	.875	Cotton
2008	Missouri	5-3	.714	10-4	.625	Alamo
2009	Missouri	4-4	.615	8-5	.500	Texas
2010	Missouri	6-2	.833	10-2	.750	Insight
2011	Missouri	5-4	.583	8-5	.556	Independence
2012	Missouri	2-6	.250	5-7	.417	
2013	Missouri	7-1	.750	12-2	.875	Cotton
<b>TOTALS</b>		<b>109-72-3</b>	<b>.601</b>	<b>175-100-3</b>	<b>.635</b>	<b>23 Years</b>
<b>Missouri Record</b>		<b>56-49</b>	<b>.533</b>	<b>102-62</b>	<b>.622</b>	<b>13 Years</b>
Toledo Record		53-23-3	.689	73-37-3	.646	10 Years
<b>BOWL RECORD:</b>		6-4	.600			

## ASSISTANT COACHES

**CORNELL FORD** (Toledo, 1991) – Cornerbacks – 14th Year

**ALEX GRINCH** (Mount Union, 2002) – Safeties – 3rd Year

**JOSH HENSON** (Oklahoma State, 1998) – OC/Co-Off. Line – 6th Year

**ANDY HILL** (Missouri, 1985) – Quarterbacks – 19th Year

**BRIAN JONES** (Connecticut, 1980) – Running Backs – 14th Year

**CRAIG KULIGOWSKI** (Toledo, 1991) – Def. Line – 14th Year

**DAVE STECKEL** (Kutztown, 1982) – Def. Coordinator, Linebackers – 14th Year

**BRUCE WALKER** (Central Washington, 1983) – Co-Off. Line – 14th Year

**PAT WASHINGTON** (Auburn, 1985) – Receivers – 2nd Year

## SUPPORT STAFF

**DAN HOPKINS** (Missouri, 2004) – Director of Football Operations

**KATHRYN LUCCHESI** (Missouri, 2009) – Director of Football Multimedia

**NICK OTTERBACHER** (Toledo, 2002) – Director of Football Recruiting





# MISSOURI

ALABAMA • ARKANSAS • AUBURN • FLORIDA • GEORGIA • KENTUCKY • LSU • OLE MISS

## RETURNING OFFENSIVE STARTERS

No.	Name	POS	CLASS	HT	WT	EXP	Hometown/Last School
77	Evan Boehm	C	Jr.	6-3	315	2L	Lee's Summit, Mo. (West HS)
60	Connor McGovern	OL	Jr.	6-4	310	2L	Fargo, N.D. (Shanley HS)
65	Mitch Morse	OL	Sr.	6-6	305	3L	Austin, Texas (St. Michael's Academy)

## RETURNING DEFENSIVE STARTERS

No.	Name	POS	CLASS	HT	WT	EXP	Hometown/Last School
10	Kentrell Brothers	LB	Jr.	6-1	240	2L	Guthrie, Okla. (Guthrie HS)
89	Matt Hoch	DL	Sr.	6-5	295	3L	Harlan, Iowa (Harlan HS)
21	Ian Simon	S	Jr.	6-0	195	2L	Mansfield, Texas (Legacy HS)
9	Braylon Webb	FS	Sr.	6-0	205	3L	Gilmer, Texas (Gilmer HS)
96	Lucas Vincent	DL	Sr.	6-2	305	3L	Olathe, Kan. (North HS)

## STARTERS LOST

Name	POS	CLASS	HT	WT
Justin Britt	OL	Sr.	6-6	315
Green-Beckham	WR	So.	6-6	225
Henry Josey	TB	Jr.	5-10	190
Marcus Lucas	WR	Sr.	6-5	220
L'Damian Washington	WR	Sr.	6-4	205
Max Copeland	OL	Sr.	6-3	300
James Franklin	QB	Sr.	6-2	230
Kony Ealy	DL	Jr.	6-5	275
Randy Ponder	CB	Sr.	5-10	195
Michael Sam	DL	Sr.	6-2	255
Matt White	S	Sr.	6-0	195
Andrew Wilson	LB	Sr.	6-3	240
E.J. Gaines	CB	Sr.	5-11	195

## RETURNING STATISTICAL LEADERS

RUSHING:	GP-GS	ATT	YDS	AVG	TDS
Russell Hansbrough	14-0	114	685	6.0	4
Marcus Murphy	14-0	92	601	6.5	9
Maty Mauk	13-4	41	229	5.6	1
Morgan Steward	12-0	21	84	4.0	1

PASSING:	GP-GS	COMP	ATT	PCT	YDS	INT	TDS
Maty Mauk	13-4	68	133	51.1	1071	2	11
Bud Sasser	14-10	1	1	100.0	40	0	1
Corbin Berkstresser	3-0	0	1	0.0	0	0	0

RECEIVING:	GP-GS	REC	YDS	AVG	AVG/G	TDS
Bud Sasser	14-10	26	361	13.9	25.8	1
Jimmie Hunt	14-0	22	253	11.5	18.1	1
Marcus Murphy	14-0	11	79	7.2	5.6	1
Darius White	14-0	7	76	10.9	5.4	1

DEFENSE:	GP-GS	SOLO	ASST	TOTAL	INT/YDS	SACKS/YDS	TFL/YDS
Braylon Webb	14-14	60	29	89	3-10	0-0	1.5-12
Kentrell Brothers	14-14	40	30	70	3-30	1.0-2	6.5-9
Markus Golden	14-0	36	19	55	1-70	6.5-43	13.0-62
Ian Simon	13-9	22	20	42	1-1	0-0	3.5-12
Matt Hoch	13-13	20	21	41	0-0	3.0-12	4.0-13
Shane Ray	14-0	27	12	39	0-0	4.5-37	9.0-45
Lucas Vincent	14-9	20	14	34	0-0	1.5-4	5.0-18
Harold Brantley	14-5	14	16	30	0-0	0-0	5.0-6
Duron Singleton	12-0	15	8	23	0-0	0-0	2.0-3
Aarion Penton	14-2	12	4	16	1-3	0-0	1.0-1

## 2013 RESULTS

12-2 Overall • 7-1 SEC

Home: 6-1 Away: 5-0 Neutral: 1-1 vs. Division: 5-1 vs. Top 25: 5-2

Aug. 31		MURRAY STATE [TV: 10-11-13]	W	58-14	58,038
Sept. 7	[--/rv]	TOLEDO [TV: 4-6]	W	38-23	56,785
Sept. 21		at Indiana [TV: 16]	W	45-28	49,149
Sept. 28	[rv/rv]	ARKANSAS STATE [TV: 8-10-13]	W	41-19	62,468
Oct. 5	[rv/rv]	at Vanderbilt* [TV: 8-10-13]	W	51-28	36,892
Oct. 12	[25/rv]	at Georgia* [TV: 2-6] (7/7)	W	41-26	92,746
Oct. 19	[14/14]	FLORIDA* [TV: 5-10-13] (22/22)	W	36-17	67,124
Oct. 26	[5/7]	SOUTH CAROLINA* (HC) [TV: 3-6] (20/20)	L	24-27 2OT	67,124
Nov. 2	[10/10]	TENNESSEE* [TV: 2-6]	W	31-3	65,869
Nov. 9	[9/9]	at Kentucky* [TV: 4-6]	W	48-17	55,280
Nov. 23	[8/8]	at Ole Miss* [TV: 2-6] (24/rv)	W	24-10	61,168
Nov. 30	[5/6]	TEXAS A&M* [TV: 2-6] (19/21)	W	28-24	67,124
Dec. 7	[5/5]	vs. Auburn	L	42-59	75,632
Jan. 3	[9/9]	SEC Championship Game; Atlanta, Ga. vs. Oklahoma State [TV: 20] (13/13) AT&T Cotton Bowl; Arlington, Texas	W	41-31	72,690

## MISSOURI Team Information

BASIC OFFENSE: Spread

BASIC DEFENSE: 4-3

### LETTERMEN RETURNING: 39

OFFENSE: 17

DEFENSE: 20

SPECIALTY: 2

### LETTERMEN LOST: 24

OFFENSE: 11

DEFENSE: 13

SPECIALTY: 0

### STARTERS RETURNING: 11

OFFENSE: 4

DEFENSE: 5

SPECIALTY: 2

### STARTERS LOST: 15

OFFENSE: 7

DEFENSE: 6

SPECIALTY: 2

**NOTE: Specialists include punter and place-kicker only.**



## ALL-STAR CANDIDATES

### **Evan BOEHM**

Junior • C • 6-3 • 315 • Lee's Summit, Mo.



- Started all 14 games at center as a sophomore in 2013 after starting all 12 games of 2012 at left guard.
- Mizzou's rushing attack (237.9 yards per game) ranked second in the SEC and 16th in the NCAA.
- Has started 26 consecutive games after making the lineup as a true freshman in 2012.
- Earned First Team Freshman All-America status from *College Football News*.

### **Markus GOLDEN**

RS Senior • DE • 6-3 • 260 • St. Louis, Mo.



- Earned All-SEC Honorable Mention despite playing about 40 percent of the snaps at defensive end behind future NFL draftees Kony Ealy and Michael Sam.
- Led Mizzou's defensive ends in tackles with his 55 on the year, including 13 tackles-for-loss and 6.5 sacks.
- Made one of the plays of the 2013 season against Toledo, returning an interception 70 yards to put Mizzou up 24-9 in the third quarter.

### **Maty MAUK**

RS Sophomore • QB • 6-0 • 200 • Kenton, Ohio



- Earned SEC All-Freshman Team recognition after appearing in 13-of-14 games and making an instant impact in four middle-of-the-season starts.
- Threw for 1,071 yards with an impressive 11-to-2 TD-to-INT ratio.
- Showed his dual-threat ability in his first season of action, rushing for 229 yards and one touchdown.
- Won SEC Freshman Player of the Week three times last season.

### **Marcus MURPHY**

RS Senior • TB • 5-9 • 195 • DeSoto, Texas



- SEC coaches tabbed him as an All-SEC Second Team selection last season after accumulating 1,425 all-purpose yards and 10 total touchdowns.
- Second Team All-America return specialist, according to *Sports Illustrated*, as a sophomore in 2012.
- Rushed for 571 yards last season in Mizzou's three-headed rushing attack, a trio that totaled 2,305 yards together.



# MISSOURI

ALABAMA • ARKANSAS • AUBURN • FLORIDA • GEORGIA • KENTUCKY • LSU • OLE MISS

## 2014 ROSTER

No.	Name	POS	HT	WT	CL	Hometown
57	Alec Abeln	OL	6-3	290	RSFr.	St. Louis, Mo.
64	Paul Adams	OL	6-6	280	Fr.	Nashville, Tenn.
97	Josh Augusta*	DL	6-4	300	So.	Peoria, Ill.
99	Andrew Baggett**	PK	6-1	215	Jr.	Lee's Summit, Mo.
41	Aaron Bailey	WR	5-9	165	RSFr.	Round Rock, Texas
56	Sam Bailey	OL	6-4	265	Fr.	Lamar, Mo.
78	Andy Bauer	OL	6-3	300	Fr.	St. Louis, Mo.
38	Eric Beisel	LB	6-3	235	RSFr.	Fenton, Mo.
13	Corbin Berkstresser*	QB	6-3	225	Jr.	Lee's Summit, Mo.
46	Steven Blakley	TB	5-11	225	RSFr.	Memphis, Tenn.
17	DeSean Blair	WR	6-2	185	Fr.	Jacksonville, Fla.
11	Kendall Blanton	TE	6-6	230	Fr.	Blue Springs, Mo.
77	Evan Boehm**	OL	6-3	315	Jr.	Lee's Summit, Mo.
10	Brock Bondurant	S	6-2	215	So.	Memphis, Mo.
94	Walter Brady	DL	6-3	255	Fr.	Florence, Ala.
90	Harold Brantley*	DL	6-3	290	So.	Hershey, Pa.
26	Jake Brents	WR	6-3	205	So.	Springfield, Mo.
92	Christian Brinser*	P	6-2	200	Sr.	Liberty, Mo.
10	Kentrell Brothers**	LB	6-1	240	Jr.	Guthrie, Okla.
2	Nate Brown	WR	6-3	205	Fr.	Suwanee, Ga.
5	Cortland Browning*	S	6-1	205	Jr.	Tyler, Texas
34	Joey Burkett	LB	6-2	205	RSFr.	Jefferson City, Mo.
99	David Butler	DL	6-4	280	Sr.	Kansas City, Mo.
51	Stephen Carberry	OL	6-5	300	Sr.	Belleville, Ill.
12	Colby Carpenter	QB	6-2	220	RSFr.	Dallas, Texas
43	Cameron Chancey	WR	6-0	180	Jr.	Dranson, Mo.
62	Taylor Chappell	OL	6-5	300	Jr.	Canadian, Texas
28	Logan Cheadle	DB	5-10	170	Fr.	Lee's Summit, Mo.
90	Nick Coffman	PK	5-11	170	So.	Houston, Texas
16	Levi Copelin*	WR	6-2	190	So.	Broken Arrow, Okla.
55	Nate Crawford	OL	6-5	285	RSFr.	Pensacola, Fla.
80	Sean Culkin*	TE	6-6	245	So.	Indian Rocks Beach, Fla.
7	Kenya Dennis	DB	6-0	198	Jr.	Leland, Miss.
19	Keyon Dilosa	WR	6-3	190	Fr.	Round Rock, Texas
39	Miles Drummond	TB	5-11	215	So.	Centralia, Mo.
82	Clayton Echard*	TE	6-5	260	Jr.	Eureka, Mo.
68	Mike Fairchild	OL	6-5	280	Fr.	Overland Park, Kan.
79	Adam Franklin	OL	6-0	265	Jr.	Raytown, Mo.
70	Anthony Gatti*	OL	6-6	315	Sr.	St. Louis, Mo.
1	John Gibson*	DB	6-0	185	So.	Missouri City, Texas
43	Michael Godas	S	6-0	210	So.	Columbia, Mo.
33	Markus Golden**	DL	6-3	260	Sr.	St. Louis, Mo.
92	Justin Grava	DL	6-3	260	So.	Alpharetta, Ga.
40	Clarence Green*	LB	6-0	225	Jr.	Clute, Texas
69	Mitch H. Hall*	OL	6-2	290	Jr.	Burnsville, Minn.
73	Mitch L. Hall*	OL	6-5	320	Jr.	Russellville, Ark.
89	Tyler Hanneke	TE	6-4	235	So.	St. Charles, Mo.
32	Russell Hansbrough**	TB	5-9	190	Jr.	Arlington, Texas
91	Charles Harris	DL	6-3	235	RSFr.	Kansas City, Mo.
95	Rickey Hatley*	DL	6-4	270	So.	Atlanta, Texas
52	Jordan Hill	OL	6-2	270	Fr.	Lee's Summit, Mo.
89	Matt Hoch***	DL	6-5	295	Sr.	Harlan, Iowa
32	Tanner Hull	LB	6-0	215	RSFr.	Kansas City, Mo.
88	Jimmie Hunt***	WR	6-0	215	Sr.	Cahokia, Ill.
35	Tyler Hunt*	TB	5-11	215	Jr.	Huntsville, Mo.
86	Jake Hurrell*	OL	6-3	235	So.	Saint Peters, Mo.
3	David Johnson*	DB	5-11	190	Jr.	Spring, Texas
64	Will Johnson	OL	6-2	280	So.	Salisbury, N.C.
15	Grant Jones	LB	6-3	225	Fr.	Columbia, Mo.

No.	Name	POS	HT	WT	CL	Hometown
41	Eric Laurent	WR	6-3	215	So.	Ballwin, Mo.
4	Brandon Lee	LB	6-2	215	Fr.	Indianapolis, Ind.
24	Lawrence Lee	WR	5-11	175	Fr.	Pensacola, Fla.
18	Wesley Leftwich	WR	6-1	200	Jr.	Columbia, Mo.
75	A.J. Logan	DL	6-2	310	RSFr.	Columbia, Mo.
35	Marcus Loud	DL	6-4	270	RSFr.	Houston, Texas
49	Denzel Martin	LB	5-11	230	Sr.	Ladue, Mo.
7	Maty Mauk*	QB	6-0	200	So.	Kenton, Ohio
60	Connor McGovern**	OL	6-4	310	Jr.	Fargo, N.D.
29	DeAndre McKenzie	DB	6-1	185	Jr.	Lee's Summit, Mo.
63	Brad McNulty*	OL	6-4	300	Jr.	Allen, Texas
98	Rocel McWilliams	DL	6-3	245	Fr.	Pensacola, Fla.
54	Nick Monaghan	OL	6-2	245	Jr.	Darien, Ill.
4	J'Mon Moore	WR	6-3	190	RSFr.	Missouri City, Texas
65	Mitch Morse***	OL	6-6	305	Sr.	Austin, Texas
6	Marcus Murphy***	TB	5-9	195	Sr.	DeSoto, Texas
25	Donavin Newsom*	LB	6-2	230	So.	St. Louis, Mo.
84	Gavin Otte	WR	5-10	200	Sr.	Rolla, Mo.
67	Kevin Pendleton	OL	6-3	320	Fr.	Lee's Summit, Mo.
11	Aarion Penton*	DB	5-10	185	So.	St. Louis, Mo.
66	Adam Ploudre	OL	6-4	295	RSFr.	Ballwin, Mo.
9	Eddie Printz	QB	6-2	215	RSFr.	Marietta, Ga.
87	Austin Ray	TE	6-3	240	RSFr.	Columbia, Mo.
56	Shane Ray**	DL	6-3	245	Jr.	Kansas City, Mo.
10	Jason Reese	TE	6-5	240	RSFr.	Eules, Texas
58	John Reid	OL	6-3	280	RSFr.	Duluth, Ga.
72	Clay Rhodes	OL	6-5	290	RSFr.	Stilwell, Kan.
38	Nicalus Rhone	WR	5-10	170	RSFr.	Beaumont, Texas
85	Thomas Richard	WR	6-0	190	Fr.	Nashville, Tenn.
32	Tavon Ross	DB	6-0	200	Fr.	Cochran, Ga.
12	Darvin Ruise**	DB	6-1	240	Sr.	Jacksonville, Fla.
19	Shaun Rupert	S	6-1	185	RSFr.	Montgomery, Ala.
21	Bud Sasser**	WR	6-2	210	Sr.	Denton, Texas
30	Michael Scherer*	LB	6-3	235	So.	St. Louis, Mo.
52	Eddie Serrano	DE	6-3	225	RSFr.	Niles, Ill.
22	Anthony Sherrils	DB	6-0	190	RSFr.	Kansas City, Mo.
21	Ian Simon**	S	6-0	195	Jr.	Mansfield, Texas
2	Duron Singleton*	DB	6-1	210	Sr.	New Orleans, La.
59	Kyle Starke	OL	6-5	310	Jr.	Liberty, Mo.
40	Andrew Stevens	TB	5-9	195	So.	St. Louis, Mo.
36	Morgan Steward*	TB	6-0	210	So.	Kansas City, Mo.
31	Finis Stribling	DB	5-11	180	Fr.	Thompson's Station, Tenn.
45	James Taylor	WR	5-11	170	RSFr.	Platte City, Mo.
96	Lucas Vincent***	DL	6-2	305	Sr.	Olathe, Kan.
34	Jordan Wade	TB	5-9	195	Sr.	Lee's Summit, Mo.
20	Trevon Walters	TB	5-10	195	Fr.	Bradenton, Fla.
13	Chaston Ward*	S	6-1	205	So.	Cleburne, Texas
9	Braylon Webb***	S	6-0	205	Sr.	Gilmer, Texas
8	Darius White*	WR	6-3	205	Sr.	Fort Worth, Texas
53	Christian Williams	LB	6-0	235	So.	Lake Ozark, Mo.
76	Jordan Williams	OL	6-3	295	So.	Denton, Texas
93	Spencer Williams	DL	6-4	230	Fr.	Jacksonville, Fla.
33	Thomas Wilson	S	5-11	185	Fr.	Buford, Ga.
14	Raymond Wingo	DB	6-0	175	Fr.	St. Louis, Mo.
50	Evan Winston	DL	6-3	295	So.	Muskegon Heights, Mich.
48	Roderick Winters	LB	5-11	195	Fr.	Arlington, Texas
29	Ish Witter	TB	5-8	195	Fr.	Tampa, Fla.
1	Marvin Zanders	QB	6-2	180	Fr.	Jacksonville, Fla.



## YEAR-BY-YEAR RECORDS

Year	Coach	Conf	Conf Finish	Overall	Bowls
1890	A.L. McRae			2-1	
1891	Hal Reed			3-1	
1892	E.H. Jones			1-2	
1893	H.L. Robinson			4-3	
1894	H.L. Robinson			4-3	
1895	C.D. "Pop" Bliss			7-1	
1896	Frank Patterson			7-5	
1897	Charles Young			5-6	
1898	David L. Fultz			1-4-1	
1899	David L. Fultz			9-2	
1900	Fred Murphy			4-4-1	
1901	Fred Murphy			2-6-1	
1902	Pat O'Dea			5-3	
1903	John F. McLean			1-7-1	
1904	John F. McLean			3-6	
1905	John F. McLean			5-4	
1906	W.J. Monilaw			5-2-1	
1907	W.J. Monilaw	1-2	4th	7-2	
1908	W.J. Monilaw	3-2	4th	6-2	
1909	William W. Roper	4-0-1	1st	7-0-1	
1910	W. Hollenbeck	2-1-1	3rd	4-2-2	
1911	Chester L. Brewer	0-2-2	5th	2-4-2	
1912	Chester L. Brewer	2-3	4th	5-3	
1913	Chester L. Brewer	4-0	1st	7-1	
1914	H.F. Schulte	4-1	2nd	5-3	
1915	H.F. Schulte	1-3-1	5th	2-5-1	
1916	H.F. Schulte	3-1-1	2nd	6-1-1	
1917	H.F. Schulte	2-4	5th	3-5	
1918	No Varsity Schedule (Influenza Epidemic)				
1919	John F. Miller	4-0-1	1st	5-1-2	
1920	Miller/Phelan	5-1	2nd	7-1	
1921	James Phelan	4-2	T-2nd	6-2	
1922	Thomas Kelly	4-3	4th	5-3	
1923	Gwinn Henry	1-3-2	8th	2-3-3	
1924	Gwinn Henry	5-1	1st	7-2	Christmas Fest.
1925	Gwinn Henry	5-1	1st	6-1-1	
1926	Gwinn Henry	3-1-1	T-3rd	5-1-2	
1927	Gwinn Henry	5-1	1st	7-2	
1928	Gwinn Henry	3-2	T-2nd	4-4	
1929	Gwinn Henry	3-1-1	2nd	5-2-1	
1930	Gwinn Henry	1-2-2	5th	2-5-2	
1931	Gwinn Henry	1-4	T-5th	2-8	
1932	Frank Carideo	1-3-1	5th	1-7-1	
1933	Frank Carideo	0-5	6th	1-8	
1934	Frank Carideo	0-5	6th	0-8-1	
1935	Don Fautot	0-2-3	6th	3-3-3	
1936	Don Fautot	3-1-1	2nd	6-2-1	
1937	Don Fautot	2-2-1	4th	3-6-1	
1938	Don Fautot	2-3	T-3rd	6-3	
1939	Don Fautot	5-0	1st	8-2	Orange
1940	Don Fautot	3-2	3rd	6-3	
1941	Don Fautot	5-0	1st	8-2	Sugar
1942	Don Fautot	4-0-1	1st	8-3-1	
1943	Chauncey Simpson	3-2	T-2nd	3-5	
1944	Chauncey Simpson	2-1-2	3rd	3-5-2	
1945	Chauncey Simpson	5-0	1st	6-4	Cotton
1946	Don Fautot	3-2	T-3rd	5-4-1	
1947	Don Fautot	3-2	3rd	6-4	
1948	Don Fautot	5-1	2nd	8-3	Gator
1949	Don Fautot	5-1	2nd	7-4	Gator
1950	Don Fautot	3-2-1	3rd	4-5-1	
1951	Don Fautot	2-4	T-4th	3-7	
1952	Don Fautot	5-1	2nd	5-5	
1953	Don Fautot	4-2	T-2nd	6-4	
1954	Don Fautot	3-2-1	T-3rd	4-5-1	
1955	Don Fautot	1-5	7th	1-9	
1956	Don Fautot	3-2-1	3rd	4-5-1	
1957	Frank Broyles	3-3	T-3rd	5-4-1	
1958	Dan Devine	4-1-1	2nd	5-4-1	
1959	Dan Devine	4-2	2nd	6-5	Orange
1960	Dan Devine	7-0	1st	11-0	Orange
1961	Dan Devine	5-2	T-2nd	7-2-1	
1962	Dan Devine	5-1-1	2nd	8-1-2	Bluebonnet
1963	Dan Devine	5-2	3rd	7-3	
1964	Dan Devine	4-2-1	4th	6-3-1	
1965	Dan Devine	6-1	2nd	8-2-1	Sugar
1966	Dan Devine	4-2-1	T-3rd	6-3-1	

Year	Coach	Conf	Conf Finish	Overall	Bowls
1967	Dan Devine	4-3	4th	7-3	-
1968	Dan Devine	5-2	3rd	8-3	Gator
1969	Dan Devine	6-1	T-1st	9-2	Orange
1970	Dan Devine	3-4	T-4th	5-6	-
1971	Al Onofrio	0-7	8th	1-10	-
1972	Al Onofrio	4-3	T-4th	6-6	Fiesta
1973	Al Onofrio	3-4	5th	8-4	Sun
1974	Al Onofrio	5-2	T-2nd	7-4	-
1975	Al Onofrio	3-4	T-5th	6-5	-
1976	Al Onofrio	3-4	6th	6-5	-
1977	Al Onofrio	3-4	5th	4-7	-
1978	Warren Powers)	4-3	T-3rd	8-4	Liberty
1979	Warren Powers	3-4	4th	7-5	Hall of Fame
1980	Warren Powers	5-2	3rd	8-4	Liberty
1981	Warren Powers	3-4	5th	8-4	Tangerine
1982	Warren Powers	2-3-2	5th	5-4-2	-
1983	Warren Powers	5-2	T-2nd	7-5	Holiday
1984	Warren Powers	2-4-1	T-5th	3-7-1	-
1985	Woody Widenhofer)	1-6	T-7th	1-10	-
1986	Woody Widenhofer	2-5	6th	3-8	-
1987	Woody Widenhofer	3-4	5th	5-6	-
1988	Woody Widenhofer	2-5	6th	3-7-1	-
1989	Bob Stull	1-6	7th	2-9	-
1990	Bob Stull	2-5	T-6th	4-7	-
1991	Bob Stull	1-6	7th	3-7-1	-
1992	Bob Stull	2-5	T-6th	3-8	-
1993	Bob Stull	2-5	T-6th	3-7-1	-
1994	Larry Smith	2-5	6th	3-8-1	-
1995	Larry Smith	1-6	T-7th	3-8	-
1996	Larry Smith	3-5	4th	5-6	-
1997	Larry Smith	5-3	3rd	7-5	Holiday
1998	Larry Smith	5-3	T-2nd	8-4	Insight.com
1999	Larry Smith	1-7	T-5th	4-7	-
2000	Larry Smith	2-6	T-5th	3-8	-
2001	Gary Pinkel	3-5	T-4th	4-7	-
2002	Gary Pinkel	2-6	5th	5-7	-
2003	Gary Pinkel	4-4	3rd	8-5	Independence
2004	Gary Pinkel	3-5	T-3rd	5-6	-
2005	Gary Pinkel	4-4	T-2nd	7-5	Independence
2006	Gary Pinkel	4-4	T-2nd	8-5	Sun
2007	Gary Pinkel	7-1	1st	12-2	Cotton
2008	Gary Pinkel	5-3	1st	10-4	Alamo
2009	Gary Pinkel	4-4	2nd	8-5	Texas
2010	Gary Pinkel	6-2	T-1st	10-3	Insight
2011	Gary Pinkel	5-4	5th	8-5	Independence
2012	Gary Pinkel	2-6	5-E	5-7	-
2013	Gary Pinkel	7-1	1-E	12-2	Cotton

## BOWL RESULTS (14-16)

Bowl	Opponent	Result	Date
Christmas Festival	Southern California	L 20-7	12/25/24
Orange	Georgia Tech	L 21-7	1/1/40
Sugar	Fordham	L 2-0	1/1/42
Cotton	Texas	L 40-27	1/1/46
Gator	Clemson	L 24-23	1/1/49
Gator	Maryland	L 20-7	1/2/50
Orange	Georgia	L 14-0	1/1/60
Orange	Navy	W 21-14	1/2/61
Bluebonnet	Georgia Tech	W 14-10	12/22/62
Sugar	Florida	W 20-18	1/1/66
Gator	Alabama	W 35-10	12/28/68
Orange	Penn State	L 10-3	1/1/70
Fiesta	Arizona State	L 49-35	12/23/72
Sun	Auburn	W 34-17	12/29/73
Liberty	LSU	W 20-15	12/23/78
Hall of Fame	South Carolina	W 24-14	12/29/79
Liberty	Purdue	L 28-25	12/27/80
Tangerine	S. Mississippi	W 19-17	12/19/81
Holiday	Brigham Young	L 21-17	12/23/83
Holiday	Colorado State	L 35-24	12/29/97
Insight.com	West Virginia	W 34-31	12/26/98
Independence	Arkansas	L 27-14	12/31/03
Independence	South Carolina	W 38-31	12/30/05
Sun	Oregon State	L 39-38	12/29/06
Cotton	Arkansas	W 38-7	1/1/08
Alamo	Northwestern	W 30-23 (OT)	12/29/08
Texas	Navy	L 35-13	12/31/09
Insight	Iowa	L 27-24	12/28/10
Independence	North Carolina	W 41-24	12/26/11
Cotton	Oklahoma State	W 41-31	1/3/14



# SOUTH CAROLINA

ALABAMA • ARKANSAS • AUBURN • FLORIDA • GEORGIA • KENTUCKY • LSU • OLE MISS



## 2014 SCHEDULE

Aug. 28	TEXAS A&M*	First Meeting
Sept. 6	EAST CAROLINA	SC leads 12-5-0
Sept. 13	GEORGIA*	UGA leads 47-17-2
Sept. 20	at Vanderbilt*	SC leads 19-4-0
Sept. 27	MISSOURI*	Series tied 2-2-0
Oct. 4	at Kentucky*	SC leads 17-7-1
Oct. 18	FURMAN	SC leads 27-20-1
Oct. 25	at Auburn*	AU leads 9-1-1
Nov. 1	TENNESSEE*	UT leads 23-7-2
Nov. 15	at Florida*	UF leads 24-7-3
Nov. 22	SOUTH ALABAMA	First Meeting
Nov. 29	at Clemson	CU leads 65-42-4

## University of South Carolina Gamecocks Quick Facts

**LOCATION:** Columbia, South Carolina

**FOUNDED:** 1801

**ENROLLMENT:** 31,964

**NICKNAME:** Gamecocks

**COLORS:** Garnet (PMS 202C) and Black

**STADIUM:** Williams-Brice (80,250)

**PLAYING SURFACE:** Natural Grass

**FIRST GAME:** Oct. 3, 1934 – South Carolina 22, VMI 6

**HOME RECORD:** 272-178-14 (.601)

**HOME ATTENDANCE:** 576,805 (82,401 avg./102.7% Capacity)

**ALL-TIME RECORD:** 576-547-44 (.512/1,167 games)

**2013 RECORD:** 11-2 (7-0 H, 3-2 A, 1-0 N, 4-2 vs. Eastern Division)

**2013 SEC RECORD/FINISH:** 6-2/2nd SEC East

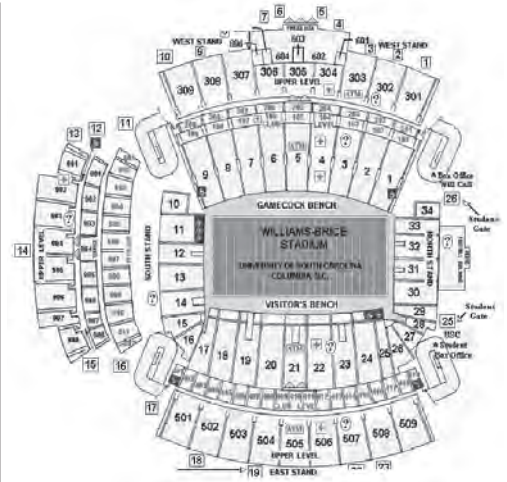
**SEC CHAMPIONSHIPS:** 0

**BOWL:** Capital One Bowl, Orlando, Fla. (South Carolina 34, Wisconsin 24)

**BOWL APPEARANCES:** 19

**BOWL RECORD:** 7-12 (.368)

**LAST BOWL APPEARANCE:** Capital One Bowl, Orlando, Fla. (defeated Wisconsin, 34-24, Jan. 1, 2014)



**DR. HARRIS PASTIDES**  
President  
(SUNY Albany, '71)



**ZACH KELEHEAR**  
Faculty Representative  
(Furman, '81)



**RAY TANNER**  
Athletics Director  
(North Carolina State, '80)



**STEVE SPURRIER**  
Head Football Coach  
(Florida, '67)



# SOUTH CAROLINA



MISSISSIPPI STATE • MISSOURI • SOUTH CAROLINA • TENNESSEE • TEXAS A&M • VANDERBILT

# STEVE SPURRIER



**HOMETOWN:** Johnson City, Tenn.

**ALMA MATER:** Florida, 1967

**PLAYING CAREER:** Florida starting quarterback 1964-66 (All-SEC and All-America 1965, 1966; SEC Most Valuable Player and Heisman Trophy winner 1966); San Francisco (NFL) 1967-75; Tampa Bay (NFL) 1976; National Football Foundation Hall of Fame 1986.

**COACHING EXPERIENCE:** Florida Assistant 1978; Georgia Tech Assistant 1979; Duke Assistant 1980-82; Tampa Bay Head Coach (USFL) 1983-85; Duke Head Coach 1987-89; Florida Head Coach 1990-2001; Washington Head Coach (NFL) 2002-03; South Carolina Head Coach 2005-present.

**COACHING ACHIEVEMENTS:** USFL Playoffs 1983, 1984; 1988 and 1989 ACC Coach of the Year; 1989 ACC Co-Champions; 1990, 1991, 1994, 1995, 1996, 2005, 2010 SEC Coach of the Year; 1991, 1993-96, 2000 SEC Champions; 1996 National Champions.

**BORN:** April 20, 1945

**WIFE:** Jeri Starr

**CHILDREN:** Lisa, Amy, Steve, Scotty

## YEAR-BY-YEAR

Year	School	Conf.	Pct.	All	Pct.	Bowl
1983	Tampa Bay	USFL		11-7	.611	Playoffs
1984	Tampa Bay	USFL		14-4	.778	Playoffs
1985	Tampa Bay	USFL		10-8	.556	
1987	Duke	2-5	.286	5-6	.455	
1988	Duke	3-3-1	.500	7-3-1	.682	
1989	Duke	6-1	.857	8-4	.667	All-American
1990	Florida	6-1	.857	9-2	.818	
1991	Florida	7-0	1.000	10-2	.833	Sugar
1992	Florida	6-2	.750	9-4	.692	Gator
1993	Florida	7-1	.875	11-2	.846	Sugar
1994	Florida	7-1	.875	10-2-1	.808	Sugar
1995	Florida	8-0	1.000	12-1	.923	Fiesta
1996	Florida	8-0	1.000	12-1	.923	Sugar
1997	Florida	6-2	.750	10-2	.833	Citrus
1998	Florida	7-1	.875	10-2	.833	Orange
1999	Florida	7-1	.875	9-4	.692	Citrus
2000	Florida	7-1	.875	10-3	.769	Sugar
2001	Florida	6-2	.750	10-2	.833	Orange
2002	Washington	NFL		7-9	.438	
2003	Washington	NFL		5-11	.313	
2005	South Carolina	5-3	.625	7-5	.583	Independence
2006	South Carolina	3-5	.375	8-5	.615	Liberty
2007	South Carolina	3-5	.375	6-6	.500	
2008	South Carolina	4-4	.500	7-6	.538	Outback
2009	South Carolina	3-5	.375	7-6	.538	PapaJohns
2010	South Carolina	5-3	.625	9-5	.643	Chick-fil-A
2011	South Carolina	6-2	.750	11-2	.846	Capital One
2012	South Carolina	6-2	.750	11-2	.846	Outback
2013	South Carolina	6-2	.750	11-2	.846	Capital One
<b>TOTALS</b>				<b>266-120-2</b>	<b>.688</b>	<b>29 Years</b>
College Record		134-52-1	.719	219-79-2	.733	24 Years
<b>South Carolina Record</b>	<b>41-31</b>		<b>.569</b>	<b>77-39</b>	<b>.664</b>	<b>9 Years</b>
Florida Record		82-12	.872	122-27-1	.817	12 Years
Duke Record		11-9-1	.548	20-13-1	.603	3 Years
Professional Record		47-41-0	.534			
BOWL RECORD:		10-10	.500			

## ASSISTANT COACHES

- DEKE ADAMS** (Southern Miss, 1995) – Defensive Line – 2nd Year
- KIRK BOTKIN** (Arkansas, 1994) – Linebackers/Spurs – 3rd Year
- GRADY BROWN** (Alabama A&M, 2000) – Secondary/Assistant Special Teams – 3rd Year
- SHAWN ELLIOTT** (Appalachian State, 1995) – Co-Offensive Coordinator/Offensive Line – 5th Year
- G.A. MANGUS** (Florida, 1992) – Quarterbacks/Tight Ends – 6th Year
- JOE ROBINSON** (Louisiana State, 1985) – Special Teams Coordinator – 3rd Year
- EVERETTE SANDS** (The Citadel, 1993) – Running Backs – 3rd Year
- STEVE SPURRIER JR.** (Duke, 1994) – Co-Offensive Coordinator/Wide Receivers/Recruiting Coordinator – 10th Year
- LORENZO WARD** (Alabama, 1991) – Defensive Coordinator – 6th Year

## SUPPORT STAFF

- JOEY BLAKE** (Western Carolina, 2012) – Director/Football Nutrition
- JOE CONNOLLY** (Hartford, 2004) – Director of Strength & Conditioning
- ANDRE GOODMAN** (South Carolina 2002) – Director – Football Development
- CLINT HAGGARD** (Georgia, 2002) – Head Football Athletic Trainer
- ROBBIE LILES** (South Carolina, 2001) – Director – Recruiting Operations
- JOE LISLE** (Middle Tennessee State, 1990) – Assistant AD/Video Operations
- CHRIS MATLOCK** (UT-Chattanooga, 1986) – Equipment Manager
- PATRICK SHINE** (South Carolina, 2004) – Administrative Coordinator – Recruiting
- JAMIE SPERONIS** (Florida, 1985) – Associate AD/Football Operations
- SCOTT SPURRIER** (South Carolina 2009) – Quality Control Coordinator
- SHAQ WILSON** (South Carolina 2012) – Quality Control Coordinator





# SOUTH CAROLINA

ALABAMA • ARKANSAS • AUBURN • FLORIDA • GEORGIA • KENTUCKY • LSU • OLE MISS

## RETURNING OFFENSIVE STARTERS

No.	Name	POS	CLASS	HT	WT	EXP	Hometown/Last School
81	Rory Anderson	TE	SR	6-5	227	3L	Powder Springs, Ga. (McEachern)
1	Damiere Byrd	WR	SR	5-9	170	3L	Sicklerville, N.J. (Timber Creek)
28	Mike Davis	TB	JR	5-9	223	2L	Atlanta, Ga. (Stephenson)
50	A.J. Cann	OG	JR	6-4	311	3L	Bamberg, S.C. (Bamberg-Ehrhardt)
53	Corey Robinson	OT	JR	6-8	344	2L	Havelock, N.C. (Havelock)
4	Shaq Roland	WR	JR	6-1	176	2L	Lexington, S.C. (Lexington)
71	Brandon Shell	OT	SO	6-6	333	1L	Goose Creek, S.C. (Goose Creek)
54	Clayton Stadnik	OC	SO	6-3	273	1L	Greensboro, N.C. (Western Guilford)

## RETURNING DEFENSIVE STARTERS

No.	Name	POS	CLASS	HT	WT	EXP	Hometown/Last School
9	Sharrod Golightly	SPR	SR	5-10	187	3L	Decatur, Ga. (Southwest DeKalb)
8	Kaiwan Lewis	LB	JR	6-0	228	2L	Mays Landing, N.J. (St. Joseph)
25	Kadatrix Marcus	FS	SR	6-1	194	2L	Stone Mountain, Ga. (Stephenson)
21	Marcquis Roberts	LB	SO	6-1	216	1L	Powder Springs, Ga. (McEachern)
97	J.T. Surratt	DT	SR	6-2	310	2L	Winston-Salem, N.C. (Parkland)
12	Brison Williams	SS	JR	5-11	208	2L	Warner Robins, Ga. (Northside/Fork Union)

## STARTERS LOST

Name	Pos.	Class	Ht.	Wt.	Exp.	Hometown/Last School
Bruce Ellington	WR	JR	5-9	197	3L	Moncks Corner, S.C. (Berkeley)
Ronald Patrick	OG	SR	6-2	315	3L	Cocoa, Fla. (Cocoa)
Connor Shaw	QB	SR	6-0	206	4L	Flowery Branch, Ga. (Flowery Branch)
Jadeveon Clowney	DE	JR	6-5	266	3L	Rock Hill, S.C. (South Pointe)
Victor Hampton	CB	JR	5-9	197	3L	Darlington, S.C. (Darlington)
Jimmy Legree	CB	SR	6-0	187	4L	Beaufort, S.C. (Beaufort)
Kelcy Quarles	DT	JR	6-4	297	3L	Hodges, S.C. (Greenwood/Fork Union)
Chaz Sutton	DE	SR	6-5	263	4L	Savannah, Ga. (Jenkins/Fork Union)

## RETURNING STATISTICAL LEADERS

<b>RUSHING:</b>	ATT	YARDS	AVG	TDS		
Mike Davis	203	1,183	5.8	11		
Shon Carson	61	256	4.2	1		
Brandon Wilds	43	221	5.1	3		
<b>PASSING:</b>	ATT	COMP	INT	TDS	YARDS	PCT
Dylan Thompson	89	52	3	4	783	58.4
<b>RECEIVING:</b>	REC	YARDS	AVG	AVG/GAME	TDS	
Mike Davis	34	352	10.4	29.3	0	
Damiere Byrd	33	575	17.4	47.9	4	
Nick Jones	27	281	10.4	21.6	5	
Shaq Roland	25	455	18.2	45.5	5	
<b>TACKLES:</b>	TOTAL	SOLO	ASST	INT	SACKS	TFL (YDS)
Skai Moore	56	30	26	4	0.5	3.5-7
Kaiwan Lewis	54	31	23	2	1.0	4.0-17
Marcquis Roberts	48	31	17	0	1.5	3.5-11
Sharrod Golightly	47	30	17	0	1.5	6.0-24
Brison Williams	45	32	13	1	0.0	0.5-2

## 2013 RESULTS

11-2 Overall • 6-2 SEC

Home: 7-0 Away: 3-2 Neutral: 1-0 vs. Division: 4-2 vs. Top 25: 3-1

Aug. 29	[6/7]	North Carolina [TV: 2-6]	W	27-10	81,572
Sept. 7	[6/6]	at Georgia* [TV: 2-6] (11/12)	L	30-41	92,746
Sept. 14	[13/14]	Vanderbilt* [TV: 2-6]	W	35-25	81,371
Sept. 28	[12/13]	at UCF [TV: 7]	W	28-25	47,605
Oct. 5	[13/12]	Kentucky* [TV: 9-10-13]	W	35-28	82,313
Oct. 12	[14/12]	at Arkansas* [TV: 5-10-13]	W	52-7	66,302
Oct. 19	[11/9]	at Tennessee* [TV: 2-6]	L	21-23	95,736
Oct. 26	[20/20]	at Missouri* [TV: 3-6] (5/7)	W	27-24 2OT	67,124
Nov. 2	[14/16]	Mississippi State* [TV: 5-10-13]	W	34-16	82,111
Nov. 16	[11/12]	Florida* [TV: 3-6]	W	19-14	83,853
Nov. 23	[12/11]	Coastal Carolina [TV: 5-10-13]	W	70-10	81,411
Nov. 30	[10/9]	Clemson [TV: 3-6] (6/4)	W	31-17	84,174
Jan. 1	[8/8]	vs. Wisconsin [TV: 7] (19/19) Capital One Bowl; Orlando, Fla.	W	34-24	56,629

## S. CAROLINA Team Information

**BASIC OFFENSE:** Multiple

**BASIC DEFENSE:** 4-2-5

**LETTERMEN RETURNING: 56**

**OFFENSE:** 27

**DEFENSE:** 23

**SPECIALTY:** 6

**LETTERMEN LOST: 12**

**OFFENSE:** 6

**DEFENSE:** 6

**SPECIALTY:** 0

**STARTERS RETURNING: 16**

**OFFENSE:** 8

**DEFENSE:** 6

**SPECIALTY:** 2

**STARTERS LOST: 8**

**OFFENSE:** 3

**DEFENSE:** 5

**SPECIALTY:** 0

**NOTE:** Specialists include punter and place-kicker only.



## ALL-STAR CANDIDATES

### A.J. CANN

Senior • OG • 6-4 • 311 • Bamberg, S.C.



- An All-SEC and All-America caliber performer who anchors the Gamecocks' offensive line from the left guard position.
- Named to Phil Steele's and Athlon's preseason first-team All-America squad.
- Owns a team-high 38 career starts, starting all but one game over the past three campaigns.
- Served as a team captain in 2013.
- A three-time member of the SEC Fall Academic Honor Roll.

### Mike DAVIS

Junior • TB • 5-9 • 223 • Atlanta, Ga.



- Talented junior tailback who is an all-star candidate after earning second-team All-SEC honors in 2013.
- Logged the fourth-most single-season rushing yards in school history in 2013 when he carried 203 times for 1,183 yards and 11 touchdowns.
- Earned a spot on Phil Steele's and Athlon's 2014 preseason third-team All-America squad after garnering second-team All-SEC honors in 2013.
- After just two seasons he ranks 26th in school history with 1,458 rushing yards.
- Has seven 100-yard rushing games and 11 career starts.

### J.T. SURRATT

Senior • DT • 6-2 • 310 • Winston-Salem, N.C.



- Fifth-year senior who is the lone returning starter along the defensive line.
- A preseason third-team All-SEC selection by Phil Steele.
- Shared the Everyday Attitude award for the defense with Marcquis Roberts during the spring.
- Has made 14 career starts, including every game during the 2013 season.
- Registered 33 tackles with 4.0 tackles for loss and 1.5 sacks during the 2013 campaign.

### Dylan THOMPSON

Senior • QB • 6-3 • 218 • Boiling Springs, S.C.



- Fifth-year senior quarterback who is 3-0 in his career as a starter.
- Completed 55.0 percent of his passes over the past three seasons for 1,827 yards with 14 touchdowns and five interceptions.
- Has a pair of 300-yard passing games among his three starts.
- Recognized at the 2014 Garnet & Black Spring Game as the recipient of the Dr. Harris Pastides Outstanding Student-Athlete Representative of the University of South Carolina.



# SOUTH CAROLINA

ALABAMA • ARKANSAS • AUBURN • FLORIDA • GEORGIA • KENTUCKY • LSU • OLE MISS

## 2014 ROSTER

No.	Name	POS	HT	WT	CL-EXP	Hometown
89	Jerell Adams	TE	6-6	242	JR-2L	Pinewood, S.C.
	Bryson Allen-Williams	LB	6-1	231	FR-HS	Ellenwood, Ga.
81	Rory Anderson	TE	6-5	227	SR-3L	Powder Springs, Ga.
19	Landon Ard	PK	5-9	178	JR-1L	Rock Hill, S.C.
40	Jacob August	TE	6-6	247	FR-PS	Elgin, S.C.
29	Matrick Belton	WR	6-4	215	SO-TR	Columbia, S.C.
	Joe Blue	FB	5-10	255	FR-HS	Dillon, S.C.
80	K.J. Brent	WR	6-4	192	JR-2L	Waxhaw, N.C.
32	Larenz Bryant	SPR	6-0	220	SO-1L	Charlotte, N.C.
21	Andrew Bunch	WR	5-11	173	SO-SQ	Mt. Pleasant, S.C.
1	Damiere Byrd	WR	5-9	170	SR-3L	Sicklerville, N.J.
50	A.J. Cann	OG	6-4	311	SR-3L	Bamberg, S.C.
7	Shon Carson	TB	5-8	201	JR-1L	Scranton, S.C.
	Zach Cimaglia	K/P	6-1	170	SO-TR	Charlotte, N.C.
18	Cedrick Cooper	DE	6-2	225	JR-2L	Lithonia, Ga.
11	Pharoh Cooper	WR	5-11	201	SO-1L	Havelock, N.C.
	Kevin Crosby	TE	6-1	230	FR-HS	Bamberg, S.C.
58	Ryland Culbertson	LS	6-4	267	SR-1L	Laurens, S.C.
	Shaq Davidson	WR	5-11	170	FR-HS	Gaffney, S.C.
28	Mike Davis	TB	5-9	223	JR-2L	Atlanta, Ga.
13	Grant Davitte	QB	6-3	180	FR-RS	Columbia, S.C.
31	Jordan Diaz	FB	6-1	236	SR-1L	Hamilton, N.J.
42	Jordan Diggs	SPR	6-0	217	SO-1L	Fort Myers, Fla.
44	Gerald Dixon	DE	6-2	274	SO-1L	Rock Hill, S.C.
92	Gerald Dixon Jr.	DT	6-3	323	JR-2L	Rock Hill, S.C.
52	Phillip Dukes	DT	6-3	323	JR-1L	Manning, S.C.
17	Chaz Elder	FS	6-2	195	SO-1L	Union City, Ga.
5	Darius English	DE	6-6	241	SO-1L	Powder Springs, Ga.
18	Patrick Fish	P	6-0	194	SR-1L	Shelby, N.C.
29	Elliott Fry	PK	6-0	165	SO-1L	Frisco, Texas
78	Cody Gibson	OT	6-7	278	SR-3L	Tallahassee, Fla.
43	Garrison Gist	FB	5-10	260	JR-SQ	Rock Hill, S.C.
9	Sharrod Golightly	SPR	5-10	187	SR-3L	Decatur, Ga.
	Terry Googer	WR	6-4	210	FR-HS	Atlanta, Ga.
93	Deon Green	DT	6-4	289	SO-SQ	Windermere, Fla.
	Wesley Green	CB	5-10	176	FR-HS	Lithonia, Ga.
94	Kelsey Griffin	DT	6-2	310	SO-1L	Buford, Ga.
14	Ali Groves	CB	5-10	187	FR-RS	Stone Mountain, Ga.
20	T.J. Gurley	FS	5-10	194	JR-2L	Cairo, Ga.
15	Austin Hails	QB	6-2	220	JR-SQ	Collinsville, Ill.
59	Coleman Harley	LS	6-1	246	JR-SQ	Aiken, S.C.
	Al Harris Jr.	CB	5-11	162	FR-HS	Fort Lauderdale, Fla.
34	Mason Harris	DE	6-3	235	JR-2L	Fort Oglethorpe, Ga.
84	Matthew Harvey	WR	6-8	228	JR-SQ	Rock Hill, S.C.
83	Carlton Heard	WR	6-0	188	JR-SQ	Athens, Ga.
	Caleb Hines	WR	5-10	160	FR-HS	Cornelius, N.C.
11	T.J. Holloman	LB	6-2	234	SO-1L	Stone Mountain, Ga.
13	Tyler Hull	P	6-2	207	SR-2L	Mount Airy, N.C.
35	Shannon James	CB	5-7	153	SO-HS	Florence, S.C.
8	Shamier Jeffery	WR	6-1	198	JR-1L	St. Matthews, S.C.
55	David Johnson	DE	6-1	275	FR-RS	Lithonia, Ga.
3	Nick Jones	WR	5-7	168	SR-3L	Moore, S.C.
70	Alan Knott	OC	6-4	280	FR-RS	Tyrone, Ga.
99	Abu Lamin	DT	6-4	302	SO-JC	Fayetteville, N.C.
	Chris Lammons	CB	5-10	172	FR-HS	Sunrise, Fla.
8	Kaiwan Lewis	LB	6-0	228	JR-2L	Pleasantville, N.J.
46	Cedrick Malone	SPR	6-0	201	SO-SQ	Camden, S.C.

No.	Name	POS	HT	WT	CL-EXP	Hometown
25	Kadatrix Marcus	SS	6-1	194	SR-2L	Stone Mountain, Ga.
76	Mike Matulis	OG	6-5	307	JR-2L	Boynton Beach, Fla.
	Blake McClain	DE	6-3	265	FR-HS	Jacksonville, Fla.
	Nick McGriff	TE	6-0	220	FR-HS	Gainesville, Fla.
41	Connor McLaurin	FB	6-0	243	SR-2L	Raleigh, N.C.
1	Rico McWilliams	CB	5-11	184	SO-1L	Hampton, Ga.
6	Connor Mitch	QB	6-3	211	FR-RS	Raleigh, N.C.
6	Chris Moody	SS	6-1	210	SO-1L	McDonough, Ga.
10	Skai Moore	LB	6-2	213	SO-1L	Cooper City, Fla.
41	Kyle Morini	LB	5-10	221	SR-SQ	Warner Robins, Ga.
5	Brendan Nosovitch	QB	6-1	221	SO-SQ	Allentown, Pa.
87	Sean Odom	WR	6-0	190	SO-HS	Orangeburg, S.C.
10	Perry Orth	QB	6-1	204	SO-SQ	Ponte Vedra, Fla.
88	Drew Owens	TE	6-6	238	JR-1L	Charlotte, N.C.
69	D.J. Park	OG	6-4	328	FR-RS	Dillon, S.C.
30	Darius Paulk	TB	5-8	193	SO-TR	Columbia, S.C.
49	Devin Potter	TB	5-10	203	SO-SQ	Granite Falls, N.C.
34	Jonas Price	K/P	6-2	165	FR-HS	Cockeysville, Md.
30	Sidney Rhodes	CB	5-10	182	SR-2L	Easley, S.C.
21	Marcquis Roberts	LB	6-1	216	SO-1L	Powder Springs, Ga.
53	Corey Robinson	OT	6-8	344	SR-2L	Havelock, N.C.
55	Na'Ty Rodgers	OT	6-5	280	FR-RS	Waldorf, Md.
4	Shaq Roland	WR	6-1	176	JR-2L	Lexington, S.C.
43	Benjamin Russell	FS	6-0	175	FR-HS	Atlanta, Ga.
	Tyshun Samuel	WR	6-0	192	FR-HS	Inman, S.C.
26	Jasper Sasser	FS	6-0	203	FR-RS	Jacksonville, Fla.
	Michael Scarnecchia	QB	6-4	189	FR-HS	Fleming Island, Fla.
49	Garrett Shank	SS	6-0	203	SO-SQ	Marietta, Ga.
71	Brandon Shell	OT	6-6	333	JR-2L	Goose Creek, S.C.
	Darin Smalls	CB	5-11	180	FR-HS	Summerville, S.C.
39	Demetrius Smalls	CB	5-11	170	FR-HS	Bluffton, S.C.
	D.J. Smith	CB	5-11	189	FR-HS	Marietta, Ga.
27	Jamari Smith	CB	5-10	197	SO-1L	Jacksonville, Fla.
75	Will Sport	OG	6-5	291	JR-2L	Milton, Fla.
65	Brock Stadnik	OG	6-5	287	SO-1L	Greensboro, N.C.
54	Clayton Stadnik	OC	6-3	273	SO-1L	Greensboro, N.C.
	Taylor Stallworth	DT	6-2	293	FR-HS	Mobile, Ala.
	Donnell Stanley	OL	6-4	346	FR-HS	Floydale, S.C.
45	Brandon Sturdivant	FB	6-2	218	SO-SQ	Fort Mill, S.C.
97	J.T. Surratt	DT	6-2	310	SR-2L	Winston-Salem, N.C.
32	Rod Talley	TB	5-10	201	SO-TR	Laurens, S.C.
	Jhaustin Thomas	DE	6-6	255	JR-JC	Covington, Ga.
17	Dylan Thompson	QB	6-3	218	SR-3L	Boiling Springs, S.C.
44	Gerald Turner	FB	6-2	250	FR-RS	Goose Creek, S.C.
51	Cody Waldrop	OC	6-2	309	SO-1L	Seffner, Fla.
28	Jonathan Walton	LB	6-0	228	SO-1L	Daphne, Ala.
51	Devin Washington	DE	6-3	221	FR-RS	Orlando, Fla.
95	Michael Washington	DE	6-3	237	JR-SQ	Allendale, S.C.
85	Kane Whitehurst	WR	5-11	169	JR-1L	Duluth, Ga.
	Dexter Wideman	DT	6-4	270	FR-HS	Saluda, S.C.
22	Brandon Wilds	TB	6-2	222	JR-2L	Blythewood, S.C.
12	Brison Williams	SS	5-11	208	SR-3L	Warner Robins, Ga.
33	David Williams	TB	6-1	214	FR-RS	Philadelphia, Pa.
47	Drew Williams	LS	6-2	201	SO-1L	Irmo, S.C.
	Malik Young	OL	6-3	318	FR-HS	Pelzer, S.C.
74	Mason Zandi	OT	6-9	301	SO-1L	Irmo, S.C.



# SOUTH CAROLINA



MISSISSIPPI STATE • MISSOURI • SOUTH CAROLINA • TENNESSEE • TEXAS A&M • VANDERBILT

## YEAR-BY-YEAR RECORDS

Year	Coach	SEC	SEC Finish	Overall	Bowls
1892	No Coach			0-1	
1893	No Team				
1894	No Coach			0-2	
1895	No Coach			2-1	
1896	W.H. Whaley			1-3	
1897	W. P. Murphy			0-3	
1898	W. Wertenbaker			1-2	
1899	I. O. Hunt			2-3	
1900	I. O. Hunt			4-3	
1901	R. W. Dickson			3-4	
1902	C. R. Williams			6-1	
1903	C. R. Williams			8-2	
1904	Christie Benet			5-2-1	
1905	Christie Benet			4-2-1	
1906	(Football banned by trustees)			–	
1907	Douglas McKay			3-0	
1908	Christie Benet			3-5-1	
1909	Christie Benet			2-6	
1910	John H. Neff			4-4	
1911	John H. Neff			1-4-2	
1912	N. B. Edgerton			5-2-1	
1913	N. B. Edgerton			4-3	
1914	N. B. Edgerton			5-5-1	
1915	N. B. Edgerton			5-3-1	
1916	Rice Warren			2-7	
1917	Dixon Foster			3-5	
1918	Frank Dobson			2-1-1	
1919	Dixon Foster			1-7-1	
1920	Sol Metzger			5-4	
1921	Sol Metzger			5-1-2	
1922	Sol Metzger			5-4	
1923	Sol Metzger			4-6	
1924	Sol Metzger			7-3	
1925	Branch Bocock			7-3	
1926	Branch Bocock			6-4	
1927	Harry Lightsey			4-5	
1928	Billy Laval			6-2-2	
1929	Billy Laval			6-5	
1930	Billy Laval			6-4	
1931	Billy Laval			5-4-1	
1932	Billy Laval			5-4-2	
1933	Billy Laval			6-3-1	–
1934	Billy Laval			5-4	–
1935	Don McCallister			3-7	–
1936	Don McCallister			5-7	–
1937	Don McCallister			5-6-1	–
1938	Rex Enright			6-4-1	–
1939	Rex Enright			3-6-1	–
1940	Rex Enright			3-6	–
1941	Rex Enright			4-4-1	–
1942	Rex Enright			1-7-1	–
1943	J. P. Moran			5-2	–
1944	William Newton			3-4-2	–
1945	Johnnie McMillan			2-4-3	Gator
1946	Rex Enright			5-3	–
1947	Rex Enright			6-2-1	–
1948	Rex Enright			3-5	–
1949	Rex Enright			4-6	–
1950	Rex Enright			3-4-2	–
1951	Rex Enright			5-4	–
1952	Rex Enright			5-5	–
1953	Rex Enright			7-3	–
1954	Rex Enright			6-4	–
1955	Rex Enright			3-6	–
1956	Warren Giese			7-3	–
1957	Warren Giese			5-5	–
1958	Warren Giese			7-3	–
1959	Warren Giese			6-4	–
1960	Warren Giese			3-6-1	–
1961	Marvin Bass			4-6	–
1962	Marvin Bass			4-5-1	–
1963	Marvin Bass			1-8-1	–

Year	Coach	SEC	SEC Finish	Overall	Bowls
1964	Marvin Bass			3-5-2	–
1965	Marvin Bass			5-5	–
1966	Paul Dietzel			1-9	–
1967	Paul Dietzel			5-5	–
1968	Paul Dietzel			4-6	–
1969	Paul Dietzel			7-4	Peach
1970	Paul Dietzel			4-6-1	–
1971	Paul Dietzel			6-5	–
1972	Paul Dietzel			4-7	–
1973	Paul Dietzel			7-4	–
1974	Paul Dietzel			4-7	–
1975	Jim Carlen			7-5	Tangerine
1976	Jim Carlen			6-5	–
1977	Jim Carlen			5-7	–
1978	Jim Carlen			5-5-1	–
1979	Jim Carlen			8-4	Hall of Fame
1980	Jim Carlen			8-4	Gator
1981	Jim Carlen			6-6	–
1982	Richard Bell			4-7	–
1983	Joe Morrison			5-6	–
1984	Joe Morrison			10-2	Gator
1985	Joe Morrison			5-6	–
1986	Joe Morrison			3-6-2	–
1987	Joe Morrison			8-4	Gator
1988	Joe Morrison			8-4	Liberty
1989	Sparky Woods			6-4-1	–
1990	Sparky Woods			6-5	–
1991	Sparky Woods			3-6-2	–
1992	Sparky Woods	3-5	4-E	5-6	–
1993	Sparky Woods	#3-5	T4-E	#5-6	–
1994	Brad Scott	3-5	3-E	7-5	Carquest
1995	Brad Scott	2-5-1	4-E	4-6-1	–
1996	Brad Scott	4-4	3-E	6-5	–
1997	Brad Scot	3-5	4-E	5-6	–
1998	Brad Scott	0-8	6-E	1-10	–
1999	Lou Holtz	0-8	6-E	0-11	–
2000	Lou Holtz	5-3	T2-E	8-4	Outback
2001	Lou Holtz	5-3	3-E	9-3	Outback
2002	Lou Holtz	3-5	4-E	5-7	–
2003	Lou Holtz	2-6	4-E	5-7	–
2004	Lou Holtz	4-4	T3-E	6-5	–
2005	Steve Spurrier	5-3	T2-E	7-5	Independence
2006	Steve Spurrier	3-5	5-E	8-5	Liberty
2007	Steve Spurrier	3-5	T4-E	6-6	–
2008	Steve Spurrier	4-4	T3-E	7-6	Outback
2009	Steve Spurrier	3-5	T4-E	7-6	Papajohns.com
2010	Steve Spurrier	5-3	1-E	9-5	Chick-fil-A
2011	Steve Spurrier	6-2	2-E	11-2	Capital One
2012	Steve Spurrier	6-2	3-E	11-2	Outback
2013	Steve Spurrier	6-2	2-E	11-2	Capital One

#Includes game forfeited to South Carolina

## BOWL RESULTS (7-12)

Bowl	Opponent	Result	Date
Gator	Wake Forest	L 14-26	1-1-46
Peach	West Virginia	L 3-14	12-30-69
Tangerine	Miami-Ohio	L 7-20	12-20-75
Hall of Fame	Missouri	L 14-24	12-29-79
Gator	Pittsburgh	L 9-37	12-29-80
Gator	Oklahoma State	L 14-21	12-28-84
Gator	LSU	L 13-30	12-31-87
Liberty	Indiana	L 10-34	12-28-88
Carquest	West Virginia	W 24-21	1-2-95
Outback	Ohio State	W 24-7	1-1-2001
Outback	Ohio State	W 31-28	1-1-2002
Independence	Missouri	L 31-38	12-30-05
Liberty	Houston	W 44-36	12-29-06
Outback	Iowa	L 10-31	1-1-09
Papajohns.com	Connecticut	L 7-20	1-2-10
Chick-fil-A	Florida State	L 17-26	12-31-10
Capital One	Nebraska	W 30-13	1-2-12
Outback	Michigan	W 33-28	1-1-13
Capital One	Wisconsin	W 34-24	1-1-14

# T TENNESSEE

ALABAMA • ARKANSAS • AUBURN • FLORIDA • GEORGIA • KENTUCKY • LSU • OLE MISS



## 2014 SCHEDULE

Aug. 30	UTAH STATE	First Meeting
Sept. 6	ARKANSAS STATE	UT leads 1-0
Sept. 13	at Oklahoma	Tied 1-1
Sept. 27	at Georgia*	UT leads 21-20-2
Oct. 4	FLORIDA*	UF leads 24-19
Oct. 11	CHATTANOOGA	UT leads 37-2-2
Oct. 18	at Ole Miss*	UT leads 44-19-1
Oct. 25	ALABAMA*	UA leads 51-38-7
Nov. 1	at South Carolina*	UT leads 23-7-2
Nov. 15	KENTUCKY*	UT leads 77-23-9
Nov. 22	MISSOURI*	Mizzou leads 2-0
Nov. 29	at Vanderbilt*	UT leads 73-29-5

## University of Tennessee Volunteers Quick Facts

**LOCATION:** Knoxville, Tennessee

**FOUNDED:** 1794

**ENROLLMENT:** 27,523

**NICKNAME:** Volunteers or Vols

**COLORS:** Orange (PMS 151) and White

**STADIUM:** Neyland Stadium  
(102,455)

**PLAYING SURFACE:** Tifway 419  
Bermuda Hybrid Grass

**FIRST GAME:** Sept. 24, 1921 –  
Tennessee 27, Emory & Henry 0

**HOME RECORD:** 445-118-17 (.782)

**HOME ATTENDANCE:** 669,087  
(95,584 avg./93.29% Capacity)

**ALL-TIME RECORD:** 804-361-53  
(.682/1,218 games)

**2013 RECORD:** 5-7 (4-3 H, 1-4 A,  
0-0 N, 2-4 vs. Eastern Division)

**2013 SEC RECORD/FINISH:** 2-6/  
6th SEC East

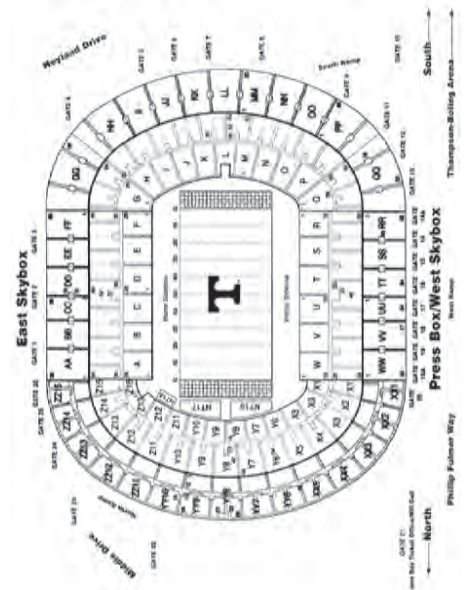
**SEC CHAMPIONSHIPS:** 13 (1938,  
39t, 40, 46t, 51t, 56, 67, 69, 85,  
89t, 90, 97, 98)

**BOWL:** N/A

**BOWL APPEARANCES:** 49

**BOWL RECORD:** 25-24 (.510)

**LAST BOWL APPEARANCE:**  
Franklin American Mortgage Music  
City Bowl, Nashville, Tenn. (lost to  
North Carolina, 27-30 (2 OT), Dec.  
30, 2010)



**JIMMY CHEEK**  
Chancellor  
(Texas A&M, '69)



**DR. DONALD BRUCE**  
Faculty Representative  
(Drew, '94)




**DAVE HART**  
Athletics Director  
(Alabama, '71)



**BUTCH JONES**  
Head Football Coach  
(Ferris State, '90)



# BUTCH JONES



**HOMETOWN:** Saugatuck, Mich.

**ALMA MATER:** Ferris State, 1990

**PLAYING CAREER:** Ferris State, two-year letterman

**COACHING CAREER:**

2012-present: Tennessee, head coach; 2010-12: Cincinnati, head coach; 2007-09: Central Michigan, head coach; 2005-06: West Virginia, wide receivers; 2004: Central Michigan, running backs; 2001-03: Central Michigan, offensive coordinator; 2000: Central Michigan, running backs; 1999: Central Michigan, wide receivers; 1998: Central Michigan, tight ends; 1996-97: Ferris State, offensive coordinator; 1995: Ferris State, running backs; 1993-94: Wilkes Univ., offensive coordinator; 1990-92: Rutgers, graduate assistant; 1987-89: Tampa Bay (NFL), intern

**COACHING HONORS:** Jones owns a 55-34 record (.618) in seven seasons as a head coach, and his teams have earned bowl appearances in five of his seven seasons as a head coach. Jones is 34-18 (.654) in conference play and both 44-2 when leading at halftime and 45-3 when leading after three quarters. Jones joined UT from the University of Cincinnati, where he finished with a 23-14 record (.657) in three seasons with the Bearcats. In his first season on Rocky Top, the Vols defeated No. 11/9 South Carolina, the first win for UT over a ranked opponent since 2009. Tennessee also rushed for 2,261 yards, the most for the Vols since 2004 and their second-highest total since 1999. The Vols' opportunistic defense in 2013 forced 25 turnovers, tied for the second-most by a UT defense since 2005. UT also played the toughest schedule in the nation in 2013, including seven ranked teams.

**BORN:** Jan. 17, 1968

**WIFE:** Barb

**CHILDREN:** Alex, Adam, Andrew

## YEAR-BY-YEAR

Year	School	Conf.	Pct.	All	Pct.	Bowl
2007	Central Michigan	6-1	.857	8-6	.571	Motor City
2008	Central Michigan	6-2	.750	8-5	.615	Motor City
2009	Central Michigan	8-0	1.000	11-2	.846	GMAC
2010	Cincinnati	2-5	.286	4-8	.333	
2011	Cincinnati	5-2	.714	10-3	.769	Liberty
2012	Cincinnati	5-2	.714	9-3	.750	Belk
2013	Tennessee	2-6	.250	5-7	.417	
<b>TOTALS</b>		<b>34-18</b>	<b>.654</b>	<b>55-34</b>	<b>.618</b>	<b>7 Years</b>
<b>Tennessee Record</b>		<b>2-6</b>	<b>.250</b>	<b>5-7</b>	<b>.417</b>	<b>1 Year</b>
Central Mich. Record		20-3	.870	27-13	.675	3 Years
Cincinnati Record		12-9	.571	23-14	.622	3 Years
BOWL RECORD:		3-2	.600			

## ASSISTANT COACHES

**STEVE STRIPLING** (Colorado, 1976) – Assoc. Head Coach/Def. Line Coach – 2nd Year

**MIKE BAJAKIAN** (Williams College (Mass.), 1996) – Offensive Coordinator/Quarterbacks – 2nd Year

**JOHN JANCEK** (Grand Valley State, 1991) – Defensive Coordinator – 2nd Year

**WILLIE MARTINEZ** (Miami (Fla.), 1985) – Asst. Head Coach - Defense/Def. Backs – 2nd Year

**ZACH AZZANNI** (Central Michigan, 1999) – Recruiting Coordinator/Wide Receivers – 2nd Year

**MARK ELDER** (Case Western Reserve, 2000) – Assistant Coach - Tight Ends/Special Teams – 2nd Year

**ROBERT GILLESPIE** (Florida, 2005) – Assistant Coach - Running Backs – 2nd Year

**DON MAHONEY** (West Virginia State, 1993) – Assistant Coach - Offensive Line – 2nd Year

**TOMMY THIGPEN** (North Carolina, 1993) – Assistant Coach - Linebackers – 2nd Year

**DAVE LAWSON** (West Virginia Tech, 1992) – Director of Strength and Conditioning – 2nd Year

## SUPPORT STAFF

**CHRIS SPOGNARDI** (Central Michigan, 2008) – Director of Football Operations – 2nd Year

**BOB WELTON** (Adrian College (Mich.), 1991) – Director of Player Personnel – 2nd Year

**ROGER FRAZIER** (Tennessee, 1982) – Equipment Manager – 31st Year

**DR. CHRIS KLENCK** (Purdue, 1995) – Team Physician – 9th Year



# T TENNESSEE

ALABAMA • ARKANSAS • AUBURN • FLORIDA • GEORGIA • KENTUCKY • LSU • OLE MISS

## RETURNING OFFENSIVE STARTERS

No.	Name	POS	CLASS	HT	WT	EXP	Hometown/Last School
11	Joshua Dobbs	QB	So.	6-3	203	1L	Alpharetta, Ga./Alpharetta HS
14	Justin Worley	QB	Sr.	6-4	224	2L	Rock Hill, S.C./Northwestern HS
85	Brendan Downs	TE	Sr.	6-5	228	3L	Bristol, Tenn./Tennessee HS
18	Jason Croom	WR	R-So.	6-5	234	1L	Norcross, Ga./Norcross HS
2	Pig Howard	WR	Jr.	5-8	186	1L	Orlando, Fla./Edgewater HS
8	Marquez North	WR	So.	6-4	221	1L	Charlotte, N.C./Mallard Creek HS

## RETURNING DEFENSIVE STARTERS

No.	Name	POS	CLASS	HT	WT	EXP	Hometown/Last School
45	A.J. Johnson	LB	Sr.	6-2	242	1L	Gainesville, Ga./Gainesville HS
27	Justin Coleman	DB	Sr.	5-10	190	3L	Brunswick, Ga./Brunswick HS
37	Brian Randolph	DB	R-Jr.	6-0	197	3L	Marietta, Ga./Kell HS
23	Cameron Sutton	DB	So.	6-1	180	1L	Jonesboro, Ga./Jonesboro HS
33	LaDarrell McNeil	DB	Jr.	6-1	204	2L	Dallas, Texas/Wilmer-Hutchins HS

## STARTERS LOST

Name	POS	CLASS	HT	WT
Alex Bullard	OL	R-Sr.	6-2	302
Zach Fulton	OL	Sr.	6-5	323
Ja'Wuan James	OL	Sr.	6-6	318
Antonio Richardson	OL	Jr.	6-6	327
James Stone	OL	Sr.	6-3	291
Rajion Neal	RB	Sr.	5-11	212
Daniel Hood	DL	R-Sr.	6-4	277
Daniel McCullers	DL	Sr.	6-8	351
Corey Miller	DL	Sr.	6-3	265
Jacques Smith	DL	Sr.	6-2	243
Brent Brewer	LB	Sr.	6-1	221
Dontavis Sapp	LB	Sr.	6-2	227
Michael Palardy	PK/P	Sr.	5-11	185
Tyler Drummer	H	Sr.	6-1	169
J.R. Carr	LS	R-Sr.	5-10	215

## RETURNING STATISTICAL LEADERS

RUSHING:		ATT	YARDS	AVG	TDS		
Marlin Lane		101	552	5.3	4		
PASSING:		ATT	COMP	INT	TDS	YARDS	PCT
Justin Worley		196	109	8	10	1239	55.6
Joshua Dobbs		121	72	6	2	695	59.5
RECEIVING:		REC	YARDS	AVG	AVG/GAME	TDS	LONG
Marquez North		38	496	13.1	45.1	1	48
Pig Howard		44	388	8.8	35.3	3	33
Jason Croom		18	269	14.9	22.4	2	43
Johnathon Johnson		13	189	14.5	18.9	0	37
Josh Smith		12	182	15.2	16.5	1	51
TACKLES:		TOTAL	SOLO	ASST	INT	SACKS	TFL(YARDS)
A.J. Johnson		106	60	46	0	0	8.5 (17)
Brian Randolph		75	50	25	4-79	0	2.5 (6)
LaDarrell McNeil		54	35	19	1-16	0	1.0 (5)
Justin Coleman		46	36	10	1-23	0	1.0 (1)
Cameron Sutton		39	34	5	2-36	1.0-7	4.0 (17)

## 2013 RESULTS

5-7 Overall • 2-6 SEC

Home: 4-3 Away: 1-4 Neutral: 0-0 vs. Division: 2-4 vs. Top 25: 1-6

Aug. 31	Austin Peay [TV: 10-11-13]	W	45-0	97,169
Sept. 7	Western Kentucky [5-10-13]	W	52-20	86,783
Sept. 14	at Oregon [TV: 7] (2/2)	L	14-59	57,895
Sept. 21	at Florida* [TV: 1] (1/1)	L	17-31	90,074
Sept. 28	South Alabama [tv: 5-10-13]	W	31-24	87,266
Oct. 5	Georgia* [TV: 1] (6/6)	L	31-34 OT	102,455
Oct. 19	South Carolina* [TV: 2-6] (11/9)	W	23-21	95,736
Oct. 26	at Alabama* [TV: 1] (1/1)	L	10-45	101,821
Nov. 2	at Missouri* [TV: 2-6] (10/10)	L	3-31	65,869
Nov. 9	Auburn* [TV: 2-6] (7/10)	L	23-55	102,455
Nov. 23	Vanderbilt* [TV: 3-6]	L	10-14	97,223
Nov. 30	at Kentucky* [TV: 4-6]	W	27-14	54,896

## TENNESSEE Team Information

**BASIC OFFENSE:** Multiple

**BASIC DEFENSE:** 4-3

### LETTERMEN RETURNING: 44

**OFFENSE:** 23

**DEFENSE:** 20

**SPECIALTY:** 1

### LETTERMEN LOST: 28

**OFFENSE:** 10

**DEFENSE:** 15

**SPECIALTY:** 3

### STARTERS RETURNING: 10

**OFFENSE:** 5

**DEFENSE:** 5

**SPECIALTY:** 0

### STARTERS LOST: 15

**OFFENSE:** 6

**DEFENSE:** 6

**SPECIALTY:** 3

**NOTE:** Specialists include punter, place-kicker and long snapper.

## ALL-STAR CANDIDATES

### A.J. JOHNSON

Senior • LB • 6-2 • 242 • Gainesville, Ga.



- 2014 Phil Steele Preseason First Team All-American
- 2014 Athlon Sports Preseason Second Team All-American
- 2014 Lindy's Sports Preseason First Team All-American
- 2014 USA Today Preseason First Team All-SEC
- Stands third in assisted tackles at UT with 164; next on list is No. 2 Jamie Rotella with 181
- Has 324 career tackles including 21.5 tackles for loss
- 18 career games with double-figure tackles in 36 games
- Five double-figure tackle games in 2013 including four of last seven games

### Curt MAGGITT

R-Junior • DL • 6-3 • 244 • West Palm Beach, Fla.



- Took a redshirt season in 2013 after recovering from off-season surgeries
- During 2012 before season-ending ACL knee injury recorded 30 tackles with two sacks and team-high tying 5.0 TFLs
- As a true freshman played 11 of 12 games, started eight games at SLB, finished tied for third on team with 56 tackles
- Had 5.5 TFLs for 19 yards (fourth-most TFLs on team), two quarterback hurries and forced fumble
- With 56 tackles, recorded fourth-most for a true freshman in UT history ahead of Reggie White (51 in 1980)

### Marquez NORTH

Sophomore • WR • 6-4 • 221 • Charlotte, N.C.



- 2014 Athlon Sports Preseason Third Team All-SEC
- 2014 Lindy's Sports Preseason Third Team All-SEC
- 2014 Phil Steele Preseason Third Team All-SEC
- Starting receiver as a true freshman; second on team with 38 catches for team-best 496 yards with one TD
- His 38 catches are the second-most by a freshman in UT history (behind Kelley Washington 64 in 2001)
- His 496 receiving yards are the third-most by a freshman in UT history (behind Washington's 1,010 and Stanley Morgan's 511 in 1973)

### Brian RANDOLPH

R-Junior • DB • 6-0 • 197 • Marietta, Ga.



- 2014 Athlon Sports Preseason Third Team All-SEC
- 2014 Lindy's Sports Preseason Second Team All-SEC
- 2014 Phil Steele Preseason Third Team All-SEC
- Returned to starting lineup as a redshirt sophomore in 2013, starting at strong safety
- Finished 2013 season second on team with 75 tackles
- Led team with four interceptions also had seven passes defended (third on team) in 2013
- Granted redshirt season in 2012 after season-ending injury in third game of the season

# T TENNESSEE

ALABAMA • ARKANSAS • AUBURN • FLORIDA • GEORGIA • KENTUCKY • LSU • OLE MISS

## 2014 ROSTER

No.	Name	POS	HT	WT	CL	Hometown
46	Max Arnold	DB	5-11	195	R-Jr.	McKenzie, Tenn.
13	Patrick Ashford	QB	6-0	208	R-Jr.	Morristown, Tenn.
9	Derek Barnett	DE	6-3	267	Fr.	Nashville, Tenn.
17	Dillon Bates	LB	6-3	216	Fr.	Ponte Verda Beach, Fla.
41	Elliott Berry	DB	6-0	207	Fr.	Fairburn, Ga.
29	Evan Berry	DB	5-11	195	Fr.	Fairburn, Ga.
74	Dontavius Blair	OL	6-8	313	Jr.	Anniston, Ala.
83	Cody Blanc	WR	6-3	203	Jr.	Knoxville, Tenn.
7	Drae Bowles	WR	6-0	205	R-So.	Jackson, Tenn.
86	A.J. Branisel	TE	6-4	224	So.	South Euclid, Ohio
42	Derrick Brodus	PK/P	5-11	193	R-Sr.	Maryville, Tenn.
36	Gavin Bryant	LB	6-0	225	Fr.	Jackson, Ala.
5	George Bullock	PK	6-0	209	R-So.	Knoxville, Tenn.
51	Kenny Bynum	LB	6-1	234	R-So.	Jacksonville, Fla.
69	Allan Carson	DL	6-1	318	R-Jr.	Oxford, Ala.
87	Jacob Carter	WR	6-0	190	R-Sr.	Nashville, Tenn.
27	Justin Coleman	DB	5-10	190	Sr.	Brunswick, Ga.
31	Neiko Creamer	LB	6-3	225	Fr.	Wilmington, Del.
18	Jason Croom	WR	6-5	234	R-So.	Norcross, Ga.
57	Mack Crowder	OL	6-2	286	R-Jr.	Bristol, Tenn.
43	Matt Darr	P	6-1	219	R-Sr.	Bakersfield, Calif.
11	Joshua Dobbs	QB	6-3	203	So.	Alpharetta, Ga.
85	Brendan Downs	TE	6-5	228	Sr.	Bristol, Tenn.
30	Bryson Durden	DB	5-9	172	Fr.	McDonough, Ga.
79	Thomas Edwards	OL	6-4	315	R-Fr.	Kingsport, Tenn.
40	Alex Ellis	TE	6-4	240	R-Jr.	Del Mar, Del.
42	Charles Folger	DL	6-4	249	R-So.	Augusta, Ga.
22	Malik Foreman	DB	5-10	181	So.	Kingsport, Tenn.
89	Adrian Gamble	WR	6-1	169	Jr.	Charlotte, N.C.
7	Rashaan Gaulden	DB	6-1	165	Fr.	Spring Hill, Tenn.
59	Matt Giampapa	LS	6-0	219	R-Jr.	Jackson, Tenn.
65	Jacob Gilliam	OL	6-4	296	R-Sr.	Knoxville, Tenn.
59	Gregory Grieco	LB	5-10	220	R-Sr.	Knoxville, Tenn.
80	Daniel Helm	TE	6-4	232	Fr.	Chatham, Ill.
52	Joe Henderson	DL	6-4	232	Fr.	Shaker Heights, Ohio
8	Dewayne Hendrix	LB	6-4	273	Fr.	O'Fallon, Ill.
2	Pig Howard	WR	5-8	186	Jr.	Orlando, Fla.
1	Jalen Hurd	RB	6-3	221	Fr.	Hendersonville, Tenn.
75	Marcus Jackson	OL	6-2	304	R-Jr.	Vero Beach, Fla.
5	Ryan Jenkins	WR	5-11	201	R-Fr.	Marietta, Ga.
45	A.J. Johnson	LB	6-2	242	Sr.	Gainesville, Ga.
44	Jakob Johnson	DL	6-4	230	Fr.	Stuttgart, Germany
81	Johnathon Johnson	WR	5-9	183	Jr.	Friendswood, Texas
28	Lemond Johnson	DB	6-1	196	So.	Cooper City, Fla.
21	Riyahd Jones	DB	6-0	183	Sr.	Columbus, Ga.
53	Colton Jumper	LB	6-2	218	Fr.	Lookout Mountain, Tenn.
6	Todd Kelly, Jr.	DB	6-0	191	Fr.	Knoxville, Tenn.
63	Brett Kendrick	OL	6-6	315	R-Fr.	Knoxville, Tenn.
77	Kyler Kerbyson	OL	6-4	304	R-Jr.	Knoxville, Tenn.
38	Justin King	LB	6-2	246	R-So.	Dunwoody, Ga.

No.	Name	POS	HT	WT	CL	Hometown
15	Marlin Lane	RB	5-11	210	Sr.	Daytona Beach, Fla.
4	LaTroy Lewis	DL	6-4	255	R-So.	Akron, Ohio
56	Curt Maggitt	DL	6-3	244	R-Jr.	West Palm Beach, Fla.
3	Josh Malone	WR	6-3	202	Fr.	Gallatin, Tenn.
	Isaiah McDaniel	DB	5-10	187	Fr.	Knoxville, Tenn.
20	Cortez McDowell	DB	6-1	204	Fr.	Locust Grove, Ga.
33	LaDarrell McNeil	DB	6-1	204	Jr.	Dallas, Texas
25	Aaron Medley	PK	6-2	175	Fr.	Lewisburg, Tenn.
89	Jaylen Miller	DL	6-2	250	So.	Gaffney, S.C.
40	Dimarya Mixon	DL	6-3	266	Fr.	Compton, Calif.
12	Emmanuel Moseley	DB	5-11	165	Fr.	Greensboro, N.C.
78	Charles Mosley	DL/OL	6-5	374	Fr.	Brighton, Tenn.
8	Marquez North	WR	6-4	221	So.	Charlotte, N.C.
95	Danny O'Brien	DL	6-2	281	R-So.	Flint, Mich.
26	Geraldo Orta	DB	6-0	186	R-Jr.	Valdosta, Ga.
66	Marques Pair	OL	6-5	321	R-Sr.	Sumter, S.C.
26	Treyvon Paulk	RB	5-8	201	Fr.	Alpharetta, Ga.
2	D'Andre Payne	DB	5-9	184	Fr.	Washington, D.C.
9	Von Pearson	WR	6-3	181	R-Jr.	Newport News, Va.
12	Nathan Peterman	QB	6-2	225	R-So.	Fruit Cove, Fla.
31	Justus Pickett	RB	5-10	199	R-Jr.	Charlotte, N.C.
84	Woody Quinn	TE	6-6	253	Sr.	Dana Point, Calif.
37	Brian Randolph	DB	6-0	197	R-Jr.	Marietta, Ga.
64	Ray Raulerson	OL	6-5	274	Fr.	Tampa, Fla.
34	Jalen Reeves-Maybin	LB	6-1	214	So.	Clarksville, Tenn.
73	Jashon Robertson	DL/OL	6-3	306	Fr.	Nashville, Tenn.
60	Austin Sanders	OL	6-5	311	R-Fr.	Cleveland, Tenn.
96	Trevarris Saulsberry	DL	6-4	297	R-Jr.	Gainesville, Fla.
72	Michael Sawyers	DL	6-3	299	Fr.	Antioch, Tenn.
24	Derrell Scott	RB	5-11	188	Fr.	Havelock, N.C.
25	Josh Smith	WR	6-1	197	So.	Knoxville, Tenn.
47	Joe Stocstill	TE	6-2	233	R-So.	Lewisburg, Tenn.
45	Jase Stubbs	FB	6-2	235	Fr.	Covington, LA
	Deanthonie Summerhill	RB	5-9	201	R-Sr.	Tuscumbia, Ala.
23	Cameron Sutton	DB	6-1	180	So.	Jonesboro, Ga.
13	Devaun Swafford	DB	5-11	184	So.	Kingsport, Tenn.
55	Coleman Thomas	OL	6-6	311	Fr.	Max Meadows, Va.
47	Nikolay Timoshchuk	LB	6-1	223	R-So.	Chattanooga, Tenn.
50	Corey Vereen	DL	6-2	248	So.	Winter Garden, Fla.
39	Kendal Vickers	DL	6-3	254	R-Fr.	Havelock, N.C.
35	Troy Waites	P	6-2	167	Fr.	Hattiesburg, Miss.
4	Vic Wharton	WR	5-11	192	Fr.	Spring Hill, Tenn.
71	Dylan Wiesman	OL	6-3	304	So.	Cincinnati, Ohio
54	Jordan Williams	DL	6-5	272	Sr.	Gainesville, Fla.
24	Michael Williams	DB	5-11	186	R-So.	Laurel, Md.
58	Owen Williams	DL	6-2	289	R-Jr.	Macon, Ga.
82	Ethan Wolf	TE	6-5	243	Fr.	Minster, Ohio
14	Justin Worley	QB	6-4	224	Sr.	Rock Hill, S.C.
19	Devrin Young	RB	5-8	178	Sr.	Knoxville, Tenn.



## YEAR-BY-YEAR RECORDS

Year	Coach	SEC	SEC Finish	Overall	Bowls
1891	None			0-1	
1892	None			2-5	
1893	None			2-4	
1894	No Team				
1895	No Team				
1896	None			4-0	
1897	None			4-1	
1898	No Team				
1899	J.A. Pierce			6-2	
1900	J.A. Pierce			3-2-1	
1901	George Kelley			3-3-2	
1902	H.F. Fisher			6-2	
1903	H.F. Fisher			4-5	
1904	S.D. Crawford			3-5-1	
1905	J.D. DePree			3-5-1	
1906	J.D. DePree/Roscoe Ward			1-6-2	
1907	George Levene			7-2-1	
1908	George Levene			7-2	
1909	George Levene			1-6-2	
1910	Alex Stone			3-5-1	
1911	Z.G. Clevenger			3-4-2	
1912	Z.G. Clevenger			4-4	
1913	Z.G. Clevenger			6-3	
1914	Z.G. Clevenger			9-0	
1915	Z.G. Clevenger			4-4	
1916	John R. Bender			8-0-1	
1917	No Team				
1918	No Team				
1919	John R. Bender			3-3-3	
1920	John R. Bender			7-2	
1921	M.B. Banks			6-2-1	
1922	M.B. Banks			8-2	
1923	M.B. Banks			5-4-1	
1924	M.B. Banks			3-5	
1925	M.B. Banks			5-2-1	
1926	Robert R. Neyland			8-1	
1927	Robert R. Neyland			8-0-1	
1928	Robert R. Neyland			9-0-1	
1929	Robert R. Neyland			9-0-1	
1930	Robert R. Neyland			9-1	
1931	Robert R. Neyland			9-0-1	New York
1932	Robert R. Neyland			9-0-1	
1933	Robert R. Neyland	5-2	4	7-3	
1934	Robert R. Neyland	5-1	3	8-2	
1935	W.H. Britton	2-3	9†	4-5	
1936	Robert R. Neyland	3-1-2	4	6-2-2	
1937	Robert R. Neyland	4-3	7	6-3-1	
1938	Robert R. Neyland	7-0	1	11-0	Orange
1939	Robert R. Neyland	6-0	1†	10-1	Rose
1940	Robert R. Neyland	5-0	1	10-1	Sugar
1941	John Barnhill	3-1	2	8-2	
1942	John Barnhill	4-1	2†	9-1-1	Sugar
1943	NO TEAM				
1944	John Barnhill	5-0-1	2	7-1-1	Rose
1945	John Barnhill	3-1	2	8-1	
1946	Robert R. Neyland	5-0	1†	9-2	Orange
1947	Robert R. Neyland	2-3	9†	5-5	
1948	Robert R. Neyland	2-3-1	8	4-4-2	
1949	Robert R. Neyland	4-1-1	3	7-2-1	
1950	Robert R. Neyland	4-1	2	11-1	Cotton
1951	Robert R. Neyland	5-0	1†	10-1	Sugar
1952	Robert R. Neyland	5-0-1	2	8-2-1	Cotton
1953	Harvey Robinson	3-2-1	7	6-4-1	
1954	Harvey Robinson	1-5	11†	4-6	
1955	Bowden Wyatt	3-2-1	4	6-3-1	
1956	Bowden Wyatt	6-0	1	10-1	Sugar
1957	Bowden Wyatt	4-3	5	8-3	Gator
1958	Bowden Wyatt	4-3	5	4-6	
1959	Bowden Wyatt	3-4-1	8	5-4-1	
1960	Bowden Wyatt	3-2-2	5	6-2-2	
1961	Bowden Wyatt	4-3	4†	6-4	
1962	Bowden Wyatt	2-6	10	4-6	
1963	Jim McDonald	3-5	8	5-5	
1964	Doug Dickey	1-5-1	10	4-5-1	
1965	Doug Dickey	3-1-2	3†	8-1-2	Bluebonnet
1966	Doug Dickey	4-2	5	8-3	Gator
1967	Doug Dickey	6-0	1	9-2	Orange
1968	Doug Dickey	4-1-1	2	8-2-1	Cotton
1969	Doug Dickey	5-1	1	9-2	Gator
1970	Bill Battle	4-1	2	11-1	Sugar
1971	Bill Battle	4-2	4†	10-2	Liberty
1972	Bill Battle	4-2	4	10-2	Bluebonnet
1973	Bill Battle	3-3	4	8-4	Gator
1974	Bill Battle	2-3-1	7†	7-3-2	Liberty
1975	Bill Battle	3-3	5	7-5	
1976	Bill Battle	2-4	8	6-5	
1977	Johnny Majors	1-5	8	4-7	
1978	Johnny Majors	3-3	4†	5-5-1	
1979	Johnny Majors	3-3	5†	7-5	Bluebonnet
1980	Johnny Majors	3-3	6	5-6	

Year	Coach	SEC	SEC Finish	Overall	Bowls
1981	Johnny Majors	3-3	4†	8-4	Garden State
1982	Johnny Majors	3-2-1	5	6-5-1	Peach
1983	Johnny Majors	4-2	3†	9-3	Citrus
1984	Johnny Majors	3-3	5†	7-4-1	Sun
1985	Johnny Majors	5-1	1	9-1-2	Sugar
1986	Johnny Majors	3-3	6	7-5	Liberty
1987	Johnny Majors	4-1-1	3	10-2-1	Peach
1988	Johnny Majors	3-4	6†	5-6	
1989	Johnny Majors	6-1	1†	11-1	Cotton
1990	Johnny Majors	5-1-1	1	9-2-2	Sugar
1991	Johnny Majors	5-2	3	9-3	Fiesta
1992	Johnny Majors/ Phillip Fulmer	5-3	3-E	9-3	Hall of Fame
1993	Phillip Fulmer	#7-1	T1-E	#10-2	Citrus
1994	Phillip Fulmer	5-3	2-E	8-4	Gator
1995	Phillip Fulmer	7-1	2-E	11-1	Citrus
1996	Phillip Fulmer	7-1	2-E	10-2	Citrus
1997	Phillip Fulmer	7-1	1-E	11-2	Orange
1998	Phillip Fulmer	8-0	1-E	13-0	Fiesta
1999	Phillip Fulmer	6-2	2-E	9-3	Fiesta
2000	Phillip Fulmer	5-3	2-E	8-4	Cotton
2001	Phillip Fulmer	7-1	1-E	11-2	Citrus
2002	Phillip Fulmer	5-3	3-E	8-5	Peach
2003	Phillip Fulmer	6-2	T1-E	10-3	Peach
2004	Phillip Fulmer	7-1	1-E	10-3	Cotton
2005	Phillip Fulmer	3-5	T4-E	5-6	
2006	Phillip Fulmer	5-3	2-E	9-4	Outback
2007	Phillip Fulmer	6-2	T1-E	10-4	Outback
2008	Phillip Fulmer	3-5	5-E	5-7	
2009	Lane Kiffin	4-4	T2-E	7-6	Chick-fil-A
2010	Derek Dooley	3-5	T3-E	6-7	Music City
2011	Derek Dooley	1-7	6-E	5-7	
2012	Derek Dooley/ Jim Chaney	1-7	6-E	5-7	
2013	Butch Jones	2-6	6-E	5-7	

#Includes game forfeited to Tennessee

## BOWL RESULTS (25-24)

Bowl	Opponent	Result	Date
*New York	New York University	W 13-0	12-5-31
Orange	Oklahoma	W 17-0	1-1-39
Rose	Southern California	L 0-14	1-1-40
Sugar	Boston College	L 13-19	1-1-41
Sugar	Tulsa	W 14-7	1-1-43
Rose	Southern California	L 0-25	1-1-45
Orange	Rice	L 0-8	1-1-47
Cotton	Texas	W 20-14	1-1-51
Sugar	Maryland	L 13-28	1-1-52
Cotton	Texas	L 0-16	1-1-53
Sugar	Baylor	W 7-13	1-1-57
Gator	Texas A&M	W 3-0	12-28-57
Bluebonnet	Tulsa	W 27-6	12-18-65
Gator	Syracuse	W 18-12	12-31-66
Orange	Oklahoma	L 24-26	1-1-68
Cotton	Texas	L 13-36	1-1-69
Gator	Florida	L 13-14	12-27-69
Sugar	Air Force	W 34-13	1-1-71
Liberty	Arkansas	W 14-13	12-20-71
Bluebonnet	LSU	W 24-17	12-30-72
Gator	Texas Tech	L 19-28	12-29-73
Liberty	Maryland	W 7-3	12-16-74
Bluebonnet	Purdue	L 22-27	12-31-79
Garden State	Wisconsin	W 28-21	12-13-81
Peach	Iowa	L 22-28	12-31-82
Citrus	Maryland	W 30-23	12-17-83
Sun	Maryland	L 27-28	12-22-84
Sugar	Miami (Fla.)	W 35-7	1-1-86
Liberty	Minnesota	W 21-14	12-29-86
Peach	Indiana	W 27-22	1-2-88
Cotton	Arkansas	W 31-27	1-1-90
Sugar	Virginia	W 23-22	1-1-91
Fiesta	Penn State	L 17-42	1-1-92
Hall of Fame	Boston College	W 38-23	1-1-93
Citrus	Penn State	L 13-31	1-1-94
Gator	Virginia Tech	W 45-23	12-30-94
Citrus	Ohio State	W 20-14	1-1-96
Citrus	Northwestern	W 48-28	1-1-97
Orange	Nebraska	L 17-42	1-2-98
Fiesta	Florida State	W 23-16	1-4-99
Fiesta	Nebraska	L 21-31	1-2-00
Cotton	Kansas State	L 21-35	1-1-01
Citrus	Michigan	W 45-17	1-1-02
Peach	Maryland	L 3-30	12-31-02
Peach	Clemson	L 14-27	1-2-04
Cotton	Texas A&M	W 38-7	1-1-05
Outback	Penn State	L 10-20	1-1-07
Outback	Wisconsin	W 21-17	1-1-08
Chick-fil-A	Virginia Tech	L 37-14	12-31-09
Music City	North Carolina	L 27-30 (2OT)	12-30-10

\*not recognized by NCAA



## 2014 SCHEDULE

Aug. 28	at South Carolina*	First Meeting
Sept. 6	LAMAR	First Meeting
Sept. 13	RICE	A&M leads 51-27-2
Sept. 20	at SMU	A&M leads 43-29-7
Sept. 27	vs. Arkansas* (AT&T Stadium)	ARK leads 41-26-3
Oct. 4	at Mississippi State*	A&M leads 4-3
Oct. 11	OLE MISS*	A&M leads 6-0
Oct. 18	at Alabama*	UA leads 4-2
Nov. 1	LOUISIANA MONROE	A&M leads 2-0
Nov. 8	at Auburn*	A&M leads 3-1
Nov. 15	MISSOURI*	A&M leads 8-6
Nov. 27	LSU*	LSU leads 29-20-3

## Texas A&M University Aggies Quick Facts

**LOCATION:** College Station, Texas

**FOUNDED:** 1876

**ENROLLMENT:** 58,809 (Fall, '13)

**NICKNAME:** Aggies

**COLORS:** Maroon (PMS 505) and White

**STADIUM:** Kyle Field (106,000)

**PLAYING SURFACE:** Natural Grass

**FIRST GAME:** Oct. 7, 1905 – Texas A&M 29, Houston YMCA 0

**HOME RECORD:** 394-156-19 (.709)

**HOME ATTENDANCE:** 697,003  
(87,125 avg./105.50% Capacity)

**ALL-TIME RECORD:** 701-456-48  
(.602/1,205 games)

**2013 RECORD:** 9-4 (6-2 H, 2-2 A, 1-0 N, 3-3 vs. Western Division)

**2013 SEC RECORD/FINISH:** 4-4/4th SEC West

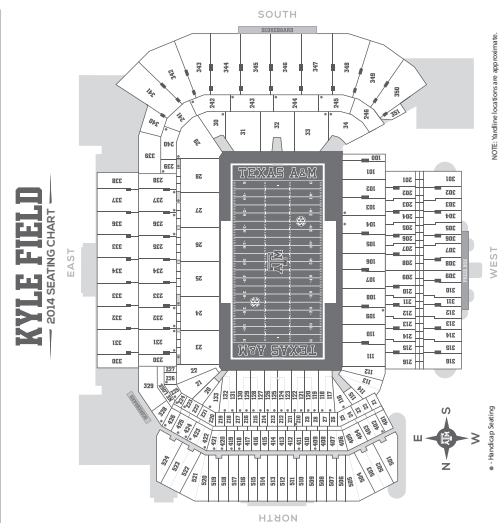
**SEC CHAMPIONSHIPS:** 0

**BOWL:** Chick-fil-A Bowl, Atlanta, Ga. (Texas A&M 52, Duke 48)

**BOWL APPEARANCES:** 35

**BOWL RECORD:** 16-19 (.457)

**LAST BOWL APPEARANCE:** Chick-fil-A Bowl, Atlanta, Ga. (defeated Duke 52-48, Dec. 31, 2013)



**DR. MARK HUSSEY**  
Interim President  
(Illinois, '77)



**DR. TOM ADAIR**  
Faculty Representative  
(Texas A&M, '57)



**ERIC HYMAN**  
Athletics Director  
(North Carolina, '73)



**KEVIN SUMLIN**  
Head Football Coach  
(Purdue, '88)

# KEVIN SUMLIN



**HOMETOWN:** Indianapolis, Ind.

**ALMA MATER :** Purdue (1988)

**PLAYING CAREER:** 1983-86

**COACHING EXPERIENCE:** Sixth season as head coach

**COACHING ACHIEVEMENTS:** Three-time National Coach of the Year finalist

**BORN:** Aug. 3, 1964

**WIFE:** Charlene Sumlin

**CHILDREN:** daughters Courtney and Shelby; sons Jackson and Joey

## YEAR-BY-YEAR

Year	School	Conf.	Pct.	All	Pct.	Bowl
2008	Houston	6-2	.750	8-5	.615	Armed Forces
2009	Houston	6-2	.750	10-4	.714	Armed Forces
2010	Houston	4-4	.500	5-7	.417	
2011	Houston	8-0	1.00	*13-1	*.929	*TicketCity
2012	Texas A&M	6-2	.750	11-2	.846	Cotton
2013	Texas A&M	4-4	.500	9-4	.692	Chick-fil-A
<b>TOTALS</b>		<b>34-14</b>	<b>.708</b>	<b>55-23</b>	<b>.705</b>	<b>6 Years</b>
<b>Texas A&amp;M Record</b>		<b>10-6</b>	<b>.625</b>	<b>20-6</b>	<b>.769</b>	<b>2 Years</b>
Houston Record		24-8	.750	35-17	.679	4 Years
BOWL RECORD:		3-1	.750			

\* — Kevin Sumlin resigned as UH head coach on Dec. 10, 2011 and did not coach the Cougars in the bowl game. His overall record does not reflect the victory.

## ASSISTANT COACHES

**MARK SNYDER** (Marshall, 1988) – Defensive Coordinator – 3rd Year

**JAKE SPAVITAL** (Missouri St., 2008) – Offensive Coordinator/Quarterbacks – 2nd Year

**B.J. ANDERSON** (Stephen F. Austin, 1997) – Offensive Line – 3rd Year

**JEFF BANKS** (Washington St., 1999) – Special Teams Coordinator/Tight Ends – 2nd Year

**DAVID BEATY** (Lindenwood, 1994) – Wide Receivers/Recruiting Coordinator – 3rd Year

**MARK HAGEN** (Indiana, 1995) – Linebackers – 2nd Year

**TERRY JOSEPH** (Northwestern St., 1996) – Defensive Secondary – 1st Year

**CLARENCE MCKINNEY** (Mary, 1994) – Running Backs – 3rd Year

**TERRY PRICE** (Texas A&M, 1990) – Defensive Line – 3rd Year

## SUPPORT STAFF

**LARRY JACKSON** (Texas A&M, 1995) – Director of FB Sports Performance

**SCOTT JOHNSTON** (Nebraska '08) – Director of Recruiting

**JUSTIN MOORE** (Texas A&M, 2004) – Associate AD for FB

**GARY REYNOLDS** (Texas A&M, 1988) – Director of FB Operations



## RETURNING OFFENSIVE STARTERS

No.	Name	POS	CLASS	HT	WT	EXP	Hometown/Last School
51	Jarvis Harrison	LG	Sr.	6-3	325	3L	Navasota, TX/Navasota HS
56	Mike Matthews	C	Jr.	6-2	285	2L	Sugar Land, TX/Elkins HS
74	Germain Ifedi	RG	So.	6-5	311	1L	Houston, TX/Westside HS
70	Cedric Ogbuehi	RT	Sr.	6-5	300	3L	Allen, TX/Allen HS
84	Malcome Kennedy	WR	Sr.	6-0	200	3L	Cayuga, TX/Cayuga HS

## RETURNING DEFENSIVE STARTERS

No.	Name	POS	CLASS	HT	WT	EXP	Hometown/Last School
95	Julien Obioha	DE	Jr.	6-4	255	2L	New Orleans, LA/Brother Martin HS
83	Alonzo Williams	DT	Jr.	6-4	280	2L	Long Beach, CA/Polytechnic JHS
72	Gavin Stansbury	DE	Sr.	6-4	255	3L	Franklin, LA/Franklin HS
29	Deshazor Everett	CB	Sr.	6-0	185	3L	DeRidder, LA/DeRidder HS
1	De'Vante Harris	CB	Jr.	5-11	175	2L	Mesquite, TX/Horn HS
31	Howard Matthews	BS	Sr.	6-2	200	3L	League City, TX/Clear Springs HS
5	Floyd Raven	FS	Sr.	6-2	200	3L	Kenner, LA/East St. John HS

## STARTERS LOST

Name	POS	CLASS	HT	WT
Johnny Manziel	QB	2L	6-0	200
Mike Evans	WR	2L	6-5	225
Derel Walker	WR	2L	6-2	185
Travis Labhart	WR	3L	5-9	182
Ben Malena	RB	4L	5-8	195
Jake Matthews	LT	4L	6-5	305
Steven Jenkins	LB	3L	6-2	220
Toney Hurd, Jr.	DB	4L	5-9	180
Jake Matthews	DS	4L	6-5	305
Isaiah Golden	NG	IL	6-2	310
Darian Claiborne	LB	IL	6-0	225

## RETURNING STATISTICAL LEADERS

RUSHING:	ATT	YARDS	AVG	TDS	
Trey Williams	58	407	7.0	6	
Tra Carson	62	329	5.3	7	
PASSING:	ATT	COMP	INT	TDS	YARDS
Kenny Hill	22	16	0	1	183
RECEIVING:	REC	YARDS	TDS		
Malcome Kennedy	60	658	7		
LaQuivionte Gonzalez	21	240	1		
TACKLES:	TOTAL	SACKS	INT	TFL (YDS)	
Howard Matthews	90	0	3	2.5 (8)	
Deshazor Everett	73	0	2	2 (3)	

## 2013 RESULTS

9-4 Overall • 4-4 SEC

Home: 6-2 Away: 2-2 Neutral: 1-0 vs. Division: 3-3 vs. Top 25: 1-4

Aug. 31	[7/6]	RICE [TV: 2-6]	W	52-31	86,686
Sept. 7	[7/7]	SAM HOUSTON ST. [TV: 10-11-13]	W	65-28	86,800
Sept. 14	[6/6]	ALABAMA* [TV: 1] (1/1)	L	42-49	87,596
Sept. 21	[10/9]	SMU [TV: 4-6]	W	42-13	86,542
Sept. 28	[10-9]	at Arkansas* [TV: 3-6]	W	45,33	72,613
Oct. 12	[9/9]	at Ole Miss* [TV: 2-6] (rv/--)	W	41-38	60,950
Oct. 19	[7/7]	AUBURN* [TV: 1] (24/rv)	L	41-45	87,165
Oct. 26	[14/15]	VANDERBILT* [TV: 5-10-13]	W	56-24	86,584
Nov. 2	[12/14]	UTEP [TV: 3-6]	W	57-7	87,126
Nov. 9	[11/13]	MISSISSIPPI ST.* [TV: 1]	W	51-41	88,504
Nov. 23	[9/10]	at LSU* [TV: 1] (18/19)	L	10-34	92,949
Nov. 30	[19/21]	at Missouri* [TV: 2-6] (5/6)	L	21-28	67,124
Dec. 31	[20/21]	vs. Duke [TV: 2-6] (22/21) Chick-fil-A Bowl; Atlanta, Ga.	W	52-48	67,946

## TEXAS A&M Team Information

**BASIC OFFENSE:** Multiple

**BASIC DEFENSE:** Multiple 4-3

### LETTERMEN RETURNING: 52

**OFFENSE:** 22

**DEFENSE:** 23

**SPECIALTY:** 7

### LETTERMEN LOST: 20

**OFFENSE:** 12

**DEFENSE:** 7

**SPECIALTY:** 1

### STARTERS RETURNING: 14

**OFFENSE:** 5

**DEFENSE:** 7

**SPECIALTY:** 2

### STARTERS LOST: 10

**OFFENSE:** 6

**DEFENSE:** 4

**SPECIALTY:** 0

**NOTE:** Specialists include punter and place-kicker only.

## ALL-STAR CANDIDATES

### Deshazor EVERETT

Senior • DB • 6-0 • 188 • DeRidder, La.



- Ranked fourth on the team with 73 tackles in 2013
- Scored a TD via interception and fumble return in 2013.
- Made two interceptions and broke up seven other passes while splitting time between cornerback and safety in 2013.

### Drew KASER

Junior • P • 6-3 • 205 • Strongsville, Ohio



- Led the SEC with a 47.4 punt average in 2013, while breaking NFL All-Pro Shane Lechler's A&M record of 47.1.
- Booted 17 punts of 50 yards or more in 2013
- Also deposited 17 punts inside the opponent 20 in 2013
- 2013 first-team All-American and Ray Guy Award finalist

### Cedric OGBUEHI

Senior • OT • 6-5 • 300 • Allen, Texas



- Will shift from RT to LT for his senior campaign
- Projected as a first-round pick in the 2015 NFL Draft
- Entering his fourth season as a starter – at guard as a freshman and sophomore and at right tackle as a junior.

### Trey WILLIAMS

Junior • RB/KOR • 5-8 • 195 • Spring, Texas



- Dynamic return man averaged 25.2 on kick returns in 2013
- Ranked fourth in the SEC and No. 26 nationally in kickoff return average in 2013.
- As a RB, Williams averaged a team-best 7.0 yards per carry as a sophomore, while rushing for 416 yards and six TDs last year.



# TEXAS A&M

ALABAMA • ARKANSAS • AUBURN • FLORIDA • GEORGIA • KENTUCKY • LSU • OLE MISS

## 2014 ROSTER

No.	Name	POS	HT	WT	CL-EXP	Hometown
42	Alaka, Otaro	LB	6-3	210	Fr-HS	Houston, TX
41	Alexander, Brandon	TE	6-6	266	Jr-2L	Brenham, TX
10	Allen, Kyle	QB	6-3	205	Fr-HS	Scottsdale, AZ
96	Arnold, Jay	DL	6-4	275	So-1L	Rockwall, TX
16	Baggs, Donnie	LB	6-1	230	Sr-3L	League City, TX
43	Bass, Justin	LB	6-2	231	Sr-2L	Plano, TX
24	Bertolet, Taylor	PLK	5-9	185	Jr-2L	Reading, PA
54	Blount, Jake	DL	6-4	225	So-RS	Flower Mound, TX
89	Boerm, Hunter	TE	6-3	235	Fr-HS	Port Lavaca, TX
26	Burns, Devonta	DB	6-0	214	Jr-1L	Arlington, TX
21	Carson, Tra	RB	6-0	230	Jr-1L	Texarkana, TX
79	Cheek, Joseph	OL	6-7	304	Jr-2L	Seguin, TX
13	Chevis, Reggie	LB	6-1	255	Fr-RS	Houston, TX
85	Clear, Cameron	TE	6-6	274	Sr-1L	Memphis, TN
68	Compton, Ben	OL	6-4	300	Sr-3L	Friendswood, TX
9	Cunningham, Qualen	DL	6-3	220	Fr-HS	Chandler, AZ
86	Darley, David	TE	6-4	240	Fr-RS	Westlake Village, CA
50	Davis, Tank	OL	6-4	265	Fr-HS	Garland, TX
28	Davis, Victor	DB	6-0	194	Fr-RS	Rosenberg, TX
27	Dolezal, Brice	RB	5-9	175	Jr-2L	Austin, TX
72	Eluemunor, Jermaine	OL	6-4	318	Jr-TR	Denville, NJ
4	Ellis, Noel	DB	5-10	180	So-1L	New Orleans, LA
29	Everett, Deshazor	DB	6-0	188	Sr-3L	DeRidder, LA
33	Fierro, Ace	WR	6-1	197	Sr-SQ	Smithville, TX
59	Flores, Isaac	DL	6-3	300	So-SQ	Santa Rosa, TX
54	Freeman, Alex	DS	6-1	233	Sr-1L	Round Rock, TX
37	Frese, Jordan	DS	6-1	210	Fr-HS	Keller, TX
45	Frey, Austin	DS	6-1	230	Fr-HS	Tomball, TX
22	Garner, Tavares	DB	6-0	180	So-1L	Missouri City, TX
15	Garrett, Myles	DL	6-5	250	Fr-HS	Arlington, TX
65	Gennessy, Avery	OL	6-5	310	Jr-TR	Southaven, MS
45	Gillaspia, Cullen	LB	6-2	215	Fr-HS	Katy, TX
67	Godwin, Tyler	DL	6-3	280	So-SQ	Clear Springs, TX
6	Gonzalez, LaQuvionte	WR	5-10	165	So-1L	Cedar Hill, TX
78	Gramling, Garrett	OL	6-6	315	Sr-1L	Denton, TX
26	Gray, Chance	RB	5-7	170	Jr-SQ	Tomball, TX
77	Gustafson, J.J.	OL	6-5	277	Fr-HS	Dallas, TX
10	Hall, Daeshon	DL	6-6	245	So-1L	Lancaster, TX
1	Harris, De'Vante	DB	5-11	175	Jr-2L	Mesquite, TX
51	Harrison, Jarvis	OL	6-4	325	Sr-3L	Navasota, TX
8	Harvey, Nick	DB	5-10	180	Fr-HS	Richmond, TX
39	Havens, Daniel	DS	6-1	220	Fr-RS	College Station, TX
92	Henderson, Zaycoven	DL	6-1	310	Fr-HS	Longview, TX
7	Hill, Kenny	QB	6-1	215	So-1L	Southlake, TX
46	Hilliard, A.J.	LB	6-2	225	So-TR	Klein, TX
23	Holmes, Sabian	WR	5-11	175	Jr-2L	Southlake, TX
25	Honeycutt, Clay	DB	6-2	200	Sr-2L	Dickinson, TX
27	Huhn, Shane	DB	5-11	213	So-TR	Cibolo, TX
74	Ifedi, Germain	OL	6-5	320	So-1L	Houston, TX
15	Iheanacho, Frank	WR	6-6	220	Fr-HS	Houston, TX
13	Jeffery, Jamal	WR	5-9	175	Fr-HS	Lufkin, TX
40	Johnson, Jarrett	DL	6-3	240	Fr-HS	Katy, TX
38	Kaser, Drew	P	6-3	205	Jr-1L	Strongsville, OH
84	Kennedy, Malcome	WR	6-0	205	Sr-3L	Cayuga, TX
49	Lambo, Josh	PLK	6-0	220	Sr-1L	Middleton, WI
76	Ledwik, Zach	OL	6-5	270	Fr-HS	LaGrange, TX
63	Lindblade, Ryan	OL	6-7	305	So-1L	Richmond, TX

No.	Name	POS	HT	WT	CL-EXP	Hometown
62	Loitz, Chad	OL	6-1	325	Fr-RS	Round Rock, TX
55	Manning, Justin	DL	6-1	300	Fr-RS	Dallas, TX
75	Martin, Koda	OL	6-6	275	Fr-HS	Manvel, TX
49	Martinez, Taylor	LB	6-0	219	So-SQ	Fort Bend, TX
7	Mastrogiovanni, Jordan	LB	6-3	235	So-1L	Dallas, TX
31	Matthews, Howard	DB	6-2	215	Sr-3L	League City, TX
56	Matthews, Mike	OL	6-2	285	Jr-2L	Missouri City, TX
14	McQueen, Conner	QB	5-10	175	So-1L	Klein, TX
61	Meador, Braden	OL	6-6	280	So-RS	Montgomery, TX
12	Moeller, Sam	DB	5-11	186	Jr-2L	San Antonio, TX
87	Morgan, Christian	TE	6-4	244	Fr-RS	Plano, TX
42	Motley, Josch	WR	5-11	164	Fr-RS	College Station, TX
57	Munrose, Alvin	LB	6-1	228	So-SQ	Baytown, TX
82	Niederhofer, Boone	WR	6-0	197	So-SQ	San Antonio, TX
2	Noil, Speedy	WR	5-11	190	Fr-HS	New Orleans, LA
95	Obioha, Julien	DL	6-4	256	Jr-2L	New Orleans, LA
70	Ogbuehi, Cedric	OL	6-5	300	Sr-3L	Allen, TX
80	Parker, Kyrion	WR	6-2	194	Fr-RS	Manvel, TX
64	Parker, Trey	OL	6-3	270	Fr-RS	Katy, TX
48	Patterson, Dreagan	WR	6-0	190	So-SQ	Amarillo, TX
18	Pope, Edward	WR	6-4	180	So-1L	Carthage, TX
5	Raven, Sr., Floyd	DB	6-2	200	Sr-3L	Kenner, LA
88	Reeves, Bryce	WR	6-2	185	Fr-HS	Graham, TX
11	Reynolds, Josh	WR	6-4	190	So-TR	San Antonio, TX
89	Robinson, Ivan	DL	6-3	290	Sr-3L	Longville, LA
3	Sanders, Tommy	LB	6-2	220	Sr-1L	Cordele, GA
94	Schorp, Tanner	DL	6-3	240	Fr-RS	San Antonio, TX
9	Seals-Jones, Ricky	WR	6-5	225	Fr-RS	Sealy, TX
17	Sezer, Jr., Alex	CB	5-9	180	So-1L	Orange, TX
47	Smith, Caden	OL	6-3	256	Jr-1L	Roscoe, TX
58	Smith, Cameron	LB	6-2	222	Jr-RS	Arlington, TX
72	Stansbury, Gavin	DL	6-4	257	Sr-3L	Franklin, LA
73	Stuckey, Jeremiah	OL	6-4	300	So-RS	Pacifica, CA
19	Tabuyo, Jeremy	WR	5-11	186	So-1L	Honolulu, HI
35	Taylor, Tyrell	LB	6-4	230	Sr-2L	Houston, TX
50	Taylor, Tyrone	LB	6-3	250	So-1L	Houston, TX
71	Tipoti, Kimo	OL	6-3	314	So-1L	Hurst, TX
81	Torres, Sebastian	WR	6-1	180	Fr-HS	Dilley, TX
34	Townsend, Blaine	RB	6-0	234	Jr-SQ	Wichita Falls, TX
17	Traylor, Jordan	QB	6-1	208	Fr-RS	Gilmer, TX
46	Tripucka, Shane	P	6-3	220	Fr-RS	Allen, TX
52	Wade, Brett	LB	6-1	230	Fr-RS	Kennedale, TX
98	Walker, Hardreck	DL	6-2	300	So-1L	Spring, TX
14	Walker, Josh	LB	6-1	220	Fr-HS	Gilmer, TX
90	Washington, Deshawn	DL	6-3	285	Fr-HS	Nederland, TX
23	Washington, Shaan	LB	6-3	227	So-1L	Alexandria, LA
33	Watts, Armani	DB	5-11	175	Fr-HS	Forney, TX
20	White, James	RB	6-0	218	Fr-RS	Pearland, TX
83	Whitley, Kyle	WR	6-2	200	Fr-HS	Troy, TX
97	Wicker, Cody	PLK	6-1	200	Fr-RS	Dallas, TX
36	Wiggins, Jonathan	DB	6-3	213	So-1L	Houston, TX
83	Williams, Alonzo	DL	6-4	290	Jr-2L	Long Beach, CA
5	Williams, Brandon	RB	6-0	200	Jr-1L	Brookshire, TX
3	Williams, Trey	RB	5-8	195	Jr-2L	Spring, TX
18	Wilson, Donovan	DB	6-1	185	Fr-HS	Shreveport, LA
32	Wilson, Kevin	LB	6-1	205	Jr-RS	Daphne, AL
37	Yellin, Kameron	RB	6-0	233	So-SQ	Prosper, TX



## YEAR-BY-YEAR RECORDS

Year	Coach	Conf	Conf Finish	Overall	Bowls
1894	FD. Perkins			1-1	
1895	Did not field a team				
1896	A.M. Soule, H.W. South			2-0-1	
1897	C.W. Taylor			1-2	
1898	H.W. Williams			4-2	
1899	W.A. Murray			4-2	
1900	W.A. Murray			2-2-1	
1901	W.A. Murray			1-4	
1902	J.E. Platt			7-0-2	
1903	J.E. Platt			7-3-1	
1904	J.E. Platt			4-2	
1905	W.E. Bachman			7-2	
1906	W.E. Bachman			6-1	
1907	L.L. Larson			6-1-1	
1908	N.A. Merriam			3-5	
1909	C.B. Moran			7-0-1	
1910	C.B. Moran			8-1	
1911	C.B. Moran			6-1	
1912	C.B. Moran			8-1	
1913	C.B. Moran			3-4-2	
1914	C.B. Moran			6-1-1	
SOUTHWEST CONFERENCE ERA (1915-1995)					
1915	E.H. Harlan	1-1	t-4th	6-2	
1916	E.H. Harlan	2-1	t-3rd	6-3	
1917	D.X. Bible	2-0	1st	8-0	
1918	D.V. Graves	1-1	t-3rd	6-1	
1919	D.X. Bible	4-0	1st	10-0	
1920	D.X. Bible	5-1	3rd	6-1-1	
1921	D.X. Bible	3-0-2	1st	6-1-2	Dixie Classic
1922	D.X. Bible	2-2	t-3rd	5-4	
1923	D.X. Bible	0-3-1	8th	5-3-1	
1924	D.X. Bible	2-2-1	4th	7-2-1	
1925	D.X. Bible	4-1	1st	7-1-1	
1926	D.X. Bible	1-3-1	6th	5-3-1	
1927	D.X. Bible	4-0-1	1st	8-0-1	
1928	D.X. Bible	1-3-1	5th	5-4-1	
1929	Matty Bell	2-3	6th	5-4	
1930	Matty Bell	0-5	7th	2-7	
1931	Matty Bell	3-2	3rd	7-3	
1932	Matty Bell	1-2-2	4th	4-4-2	
1933	Matty Bell	2-2-1	4th	6-3-1	
1934	Homer Norton	1-4-1	6th	2-7-2	
1935	Homer Norton	1-5	7th	3-7	
1936	Homer Norton	3-2-1	t-3rd	8-3-1	
1937	Homer Norton	2-2-2	5th	5-2-2	
1938	Homer Norton	2-3-1	5th	4-4-1	
1939	Homer Norton	6-0	1st	11-0	Sugar
1940	Homer Norton	5-1	t-1st	9-1	Cotton
1941	Homer Norton	5-1	1st	9-2	Cotton
1942	Homer Norton	2-3-1	5th	4-5-1	
1943	Homer Norton	4-1	2nd	7-2-1	Orange
1944	Homer Norton	2-3	t-4th	7-4	
1945	Homer Norton	3-3	t-3rd	6-4	
1946	Homer Norton	3-3	4th	4-6	
1947	Homer Norton	1-4-1	t-5th	3-6-1	
1948	Harry Stiteler	0-5-1	7th	0-9-1	
1949	Harry Stiteler	0-5-1	7th	1-8-1	
1950	Harry Stiteler	3-3	t-3rd	7-4	Presidential Cup
1951	Raymond George	1-3-2	5th	5-3-2	
1952	Raymond George	1-4-1	6th	3-6-1	
1953	Raymond George	1-5	t-6th	4-5-1	
1954	Paul "Bear" Bryant	0-6	7th	1-9	
1955	Paul "Bear" Bryant	4-1-1	2nd	7-2-1	
1956	Paul "Bear" Bryant	6-0	1st	9-0-1	
1957	Paul "Bear" Bryant	4-2	3rd	8-3	Gator
1958	Jim Myers	2-4	t-5th	4-6	
1959	Jim Myers	0-6	7th	3-7	
1960	Jim Myers	0-4-3	7th	1-6-3	
1961	Jim Myers	3-4	4th	4-5-1	
1962	Hank Foldberg	3-4	t-4th	3-7	
1963	Hank Foldberg	1-5-1	8th	2-7-1	
1964	Hank Foldberg	1-6	7th	1-9	
1965	Gene Stallings	1-6	t-7th	3-7	
1966	Gene Stallings	4-3	4th	4-5-1	
1967	Gene Stallings	6-1	1st	7-4	Cotton
1968	Gene Stallings	2-5	t-6th	3-7	
1969	Gene Stallings	2-5	t-6th	3-7	
1970	Gene Stallings	0-7	8th	2-9	
1971	Gene Stallings	4-3	4th	5-6	
1972	Emory Bellard	2-5	t-7th	3-8	
1973	Emory Bellard	3-4	6th	5-6	
1974	Emory Bellard	5-2	t-2nd	8-3	
1975	Emory Bellard	6-1	t-1st	10-2	Liberty
1976	Emory Bellard	6-2	3rd	10-2	Liberty
1977	Emory Bellard	6-2	3rd	8-4	Bluebonnet
1978	Emory Bellard, Tom Wilson	4-4	5th	8-4	Hall of Fame
1979	Tom Wilson	4-4	5th	6-5	

Year	Coach	Conf	Conf Finish	Overall	Bowls
1980	Tom Wilson	3-5	6th	4-7	
1981	Tom Wilson	4-4	5th	7-5	Independence
1982	Jackie Sherrill	3-5	t-6th	5-6	
1983	Jackie Sherrill	4-3-1	t-3rd	5-5-1	
1984	Jackie Sherrill	3-5	7th	6-5	
1985	Jackie Sherrill	7-1	1st	10-2	Cotton
1986	Jackie Sherrill	7-1	1st	9-3	Cotton
1987	Jackie Sherrill	6-1	1st	10-2	Cotton
1988	Jackie Sherrill	6-1	2nd	7-5	
1989	R.C. Slocum	6-2	t-2nd	8-4	Hancock
1990	R.C. Slocum	5-2-1	t-2nd	9-3-1	Holiday
1991	R.C. Slocum	8-0	1st	10-2	Cotton
1992	R.C. Slocum	7-0	1st	12-1	Cotton
1993	R.C. Slocum	7-0	1st	10-2	Cotton
1994	R.C. Slocum	6-0-1	ineligible	10-0-1	
1995	R.C. Slocum	5-2	t-2nd	9-3	Alamo
BIG 12 CONFERENCE ERA (1996-2011)					
1996	R.C. Slocum	4-4	3rd (s)	6-6	
1997	R.C. Slocum	6-2	1st (s)	9-4	Cotton
1998	R.C. Slocum	7-1	1st	11-3	Sugar
1999	R.C. Slocum	5-3	t-2nd (s)	8-4	Alamo
2000	R.C. Slocum	5-3	3rd (s)	7-5	Independence
2001	R.C. Slocum	4-4	t-3rd (s)	8-4	Galleryfurniture.com
2002	R.C. Slocum	3-5	5th (s)	6-6	
2003	Dennis Franchione	2-6	5th (s)	4-8	
2004	Dennis Franchione	5-3	3rd (s)	7-5	Cotton
2005	Dennis Franchione	3-5	4th (s)	5-6	
2006	Dennis Franchione	5-3	3rd (s)	9-4	Holiday
2007	Dennis Franchione	4-4	t-4th (s)	7-6	Alamo
2008	Mike Sherman	2-6	t-5th (s)	4-8	
2009	Mike Sherman	3-5	5th (s)	6-7	Independence
2010	Mike Sherman	6-2	t-1st (s)	9-4	Cotton
2011	Mike Sherman	4-5	t-6th	7-6	Texas
SEC CONFERENCE ERA (2012-Present)					
2012	Kevin Sumlin	6-2	T2-W	11-2	Cotton
2013	Kevin Sumlin	4-4	4-W	9-4	Chick-fil-A

## BOWL RESULTS (16-19)

Bowl	Opponent	Result	Date
Dixie Classic	Centre College	W 22-14	1-2-22
Sugar	Tulane	W 14-13	1-1-40
Cotton	Fordham	W 13-12	1-1-41
Cotton	Alabama	L 29-21	1-1-42
Orange	LSU	L 19-14	1-1-44
Presidential Cup	Georgia	W 40-20	12-8-50
Gator	Tennessee	L 3-0	12-27-57
Cotton	Alabama	W 20-16	1-1-68
Liberty	USC	L 20-0	12-22-75
Sun	Florida	W 37-14	1-2-77
Bluebonnet	USC	L 47-28	12-31-77
Hall of Fame	Iowa State	W 28-12	12-20-78
Independence	Oklahoma State	W 33-16	12-12-81
Cotton	Auburn	W 36-16	1-1-86
Cotton	Ohio State	L 28-12	1-1-87
Cotton	Notre Dame	W 35-10	1-1-88
Sun	Pittsburgh	L 31-28	12-30-89
Holiday	BYU	W 65-14	12-29-90
Cotton	Florida State	L 10-2	1-1-92
Cotton	Notre Dame	L 28-3	1-1-93
Cotton	Notre Dame	L 24-21	1-1-94
Alamo	Michigan	W 22-20	12-29-95
Cotton	UCLA	L 29-23	1-1-98
Sugar	Ohio State	L 24-14	1-1-99
Alamo	Penn State	L 24-0	12-28-99
Independence	Mississippi State	L 43-41 (OT)	12-31-00
Houston	TCU	W 28-9	12-28-01
Cotton	Tennessee	L 38-7	1-1-05
Holiday	California	L 45-10	12-28-06
Alamo	Penn State	L 24-17	12-29-07
Independence	Georgia	L 44-20	12-28-09
Cotton	Sun	L 41-24	1-7-11
Texas	Northwestern	W 33-22	12-31-11
Cotton	Oklahoma	W 41-13	1-4-13
Chick-fil-A	Duke	W 52-48	12-31-13



# VANDERBILT

ALABAMA • ARKANSAS • AUBURN • FLORIDA • GEORGIA • KENTUCKY • LSU • OLE MISS



## 2014 SCHEDULE

Aug. 28	TEMPLE	Tied 1-1
Sept. 6	OLE MISS*	UM leads 38-48-2
Sept. 13	UMASS	VU leads 2-0
Sept. 20	SOUTH CAROLINA*	SC leads 4-19
Sept. 27	at Kentucky*	Tied 41-41-4
Oct. 4	at Georgia*	UG leads 19-53-2
Oct. 11	CHARLESTON SOUTHERN	First Meeting
Oct. 25	at Missouri*	Mizzou leads 2-3-1
Nov. 1	OLD DOMINION	First Meeting
Nov. 8	FLORIDA*	UF leads 10-35-2
Nov. 22	at Mississippi State*	MSU leads 7-12-2
Nov. 29	TENNESSEE*	UT leads 30-75-5

## Vanderbilt University Commodores Quick Facts

**LOCATION:** Nashville, Tennessee

**FOUNDED:** 1873

**ENROLLMENT:** 6,875

**NICKNAME:** Commodores

**COLORS:** Black and Gold (PMS 873)

**STADIUM:** Dudley Field/Vanderbilt Stadium (40,350)

**PLAYING SURFACE:** Synthetic (Shaw Sportexe)

**FIRST GAME:** Sept. 12, 1981 – Vanderbilt 23, Maryland 17

**HOME RECORD:** 74-113-1 (.384)

**HOME ATTENDANCE:** 249,728 (35,676 avg./88.53% Capacity)

**ALL-TIME RECORD:** 581-583-50 (.499/1,214 games)

**2013 RECORD:** 9-4 (5-2 H, 3-2 A, 1-0 N, 4-2 vs. Eastern Division)

**2013 SEC RECORD/FINISH:** 4-4/4th SEC East

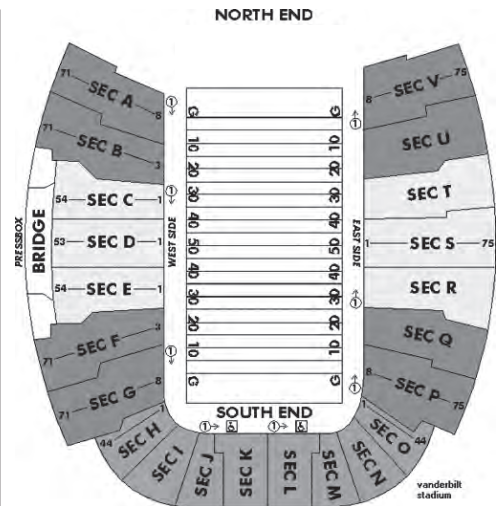
**SEC CHAMPIONSHIPS:** 0

**BOWL:** BBVA Compass Bowl, Birmingham, Ala. (Vanderbilt 41, Houston 24)

**BOWL APPEARANCES:** 7

**BOWL RECORD:** 4-2-1 (.643)

**LAST BOWL APPEARANCE:** BBVA Compass Bowl, Birmingham, Ala. (defeated Houston, 41-24, Jan. 4, 2014)



**NICK ZEPPOS**  
Chancellor  
(Wisconsin, '76)



**DAVID WILLIAMS II**  
Athletics Director  
(Northern Michigan, '69)



**DEREK MASON**  
Head Football Coach  
(Northern Arizona, '93)



# DEREK MASON



## YEAR-BY-YEAR

First Season

**HOMETOWN:** Phoenix, Az.

**ALMA MATER:** Northern Arizona, 1993

**PLAYING CAREER:** Northern Arizona, 1989-92

**COACHING EXPERIENCE:** Positions since 2004 include: 2013 Stanford University (Willie Shaw Director of Defense); 2011-12 Stanford (associate head coach/defensive coordinator); 2010 Stanford (defensive backs); 2007-09 Minnesota Vikings (assistant defensive backs coach); 2005-06 Ohio University (wide receivers); 2004 New Mexico State (wide receivers).

**COACHING ACHIEVEMENTS:** In 2012, Mason was named as a finalist for the Broyles Award, given annually to the nation's top assistant coach. Hired to Stanford by head coach Jim Harbaugh, Mason helped the Cardinal to unprecedented success, including four straight BCS bowl games, consecutive Pac-12 league titles and back-to-back appearances in the Rose Bowl. Stanford goes 23-4 overall in Mason's first two years as coordinator, wins 2012 Pac-12 title, captures 2012 Rose Bowl over Wisconsin, and plays in the 2011 BCS Fiesta Bowl. Mason's Stanford defenses annually ranked among the NCAA's top units in numerous categories, including scoring defense, total defense, rushing defense, sacks and tackles for loss. In back-to-back wins in 2012-13, Mason directed a Stanford defense that stymied the powerful University of Oregon spread attack. At Minnesota, Mason played a vital role in consecutive NFC North titles captured by the Vikings from 2008-09. As an offensive assistant at Ohio University under Head Coach Frank Solich, Mason helped the Bobcats improve from 4-7 in 2005 to 9-5 in 2006.

**BORN:** Sept. 29, 1969

**WIFE:** Leighanne

**CHILDREN:** Two daughters, Makenzie and Sydney

## ASSISTANT COACHES

**KARL DORRELL** (UCLA, 1987) – Offensive Coordinator/QBs – 1st Year

**DAVID KOTULSKI** (New Mexico State, 1974) – Defensive Coordinator/ILBs – 1st Year

**CHARLES BANKINS** (James Madison, 1994) – Special Teams Coord./RBs – 4th Year

**GERRY GDOWSKI** (Nebraska, 1990) – Tight Ends – 1st Year

**KEVEN LIGHTNER** (Nebraska, 1996) – Offensive Line – 1st Year

**MARC LUBICK** (Colorado State, 2001) – Wide Receivers – 1st Year

**FRANK MAILE** (Utah State, 2008) – Defensive Line – 1st Year

**BRETT MAXIE** (Texas Southern, 1985) – Secondary – 1st Year

**KENWICK THOMPSON** (Harding, 1992) – Outside Linebackers – 1st Year

## SUPPORT STAFF

**RYAN ANDERSON** (Presbyterian, 2009) – Graduate Assistant (Def.)

**JOHNELL THOMAS** (Vanderbilt, 2013) – Graduate Assistant (Def.)

**A.J. HAASE** (Yale, 2009) – Graduate Assistant (Off.)

**CHANDLER HENLEY** (Yale, 2007) – Graduate Assistant (Off.)

**BILL HUGHAN** (Springfield College, 1998) – Director, Sports Performance

**CEDRIC CALHOUN** (Morehouse College, 1995) – Asst., Sports Performance

**JAMEY MROZ** (Springfield College, 2011) – Asst., Sports Performance

**TEDDY THOMPSON** (Middle Tennessee, 2008) – Asst., Sports Performance





# VANDERBILT

ALABAMA • ARKANSAS • AUBURN • FLORIDA • GEORGIA • KENTUCKY • LSU • OLE MISS

## RETURNING OFFENSIVE STARTERS

No.	Name	POS	CLASS	HT	WT	EXP	Hometown/Last School
3	Jerron Seymour	RB	Jr.	5-7	196	2L	Hialeah, Fla./Hi
84	Jordan Cunningham	WR	So.	6-1	175	1L	Ft. Lauderdale, Fla./?
81	Steven Scheu	TE	Jr.	6-5	250	2L	Evansville, Ind./?
57	Joe Townsend	C	Sr.	6-3	312	3L	Hendersonville, Tenn./?
53	Jake Bernstein	OG	Jr.	6-4	305	2L	Lake in the Hills, Ill./?
77	Spencer Pulley	OG	Jr.	6-4	300	2L	Germantown, Tenn./?
50	Andrew Jelks	OT	So.	6-6	305	1L	Paris, Tenn./Henry County HS

## RETURNING DEFENSIVE STARTERS

No.	Name	POS	CLASS	HT	WT	EXP	Hometown/Last School
92	Kyle Woestmann	DL	Sr.	6-3	250	3L	Marietta, Ga./Walton HS
69	Adam Butler	DL	So.	6-4	305	1L	Duncanville, Texas/Duncanville HS
53	Vince Taylor	DL	Sr.	6-1	310	3L	Hattiesburg, Miss./Oak Grove HS
35	Darreon Herring	LB	Jr.	6-1	232	2L	Stone Mountain, Ga./Stephenson HS
13	Jake Sealand	LB	Jr.	6-2	232	2L	Tucker, Ga./Tucker HS

## STARTERS LOST

Name	POS	CLASS	HT	WT
Austyn Carta-Samuels	QB	Sr.	6-1	212
Jordan Matthews	WR	Sr.	6-3	208
Jonathan Krause	WR	Sr.	5-11	194
Wesley Johnson	OT	Sr.	6-5	295
Walker May	DE	Sr.	6-5	250
Karl Butler	LB	Sr.	6-1	218
Steven Clarke	CB	Sr.	5-10	195
Andre Hal	CB	Sr.	5-11	196
Kenny Ladler	SS	Sr.	6-1	205
Javon Marshall	FS	Sr.	5-11	200
Carey Spear	PK	Sr.	5-10	195

## RETURNING STATISTICAL LEADERS

RUSHING:	G	ATT	NET	AVG	TD	LONG	AVG/G
Jerron Seymour	12	164	716	4.4	14	58	59.7
Brian Kimbrow	12	81	341	4.2	3	25	28.4

PASSING:	G	EFFIC	COMP-ATT-INT	PCT	YARDS	TD	AVG./G
Patton Robinette	10	117.2	46-88-5	52.3	642	4	64.2

RECEIVING:	G	REC	YARDS	AVG	TD	LONG	AVG/G
Jerron Seymour	12	19	126	6.6	0	22	11.4
Jordan Cunningham	13	15	123	8.2	0	14	9.5
Kris Kentera	13	10	100	10.0	1	23	7.7

DEFENSE:	G	UA-A-TT	TFL/YDS	SACKS	INT	PBU	FF/FR	QH
Darreon Herring	13	47-37-84	3.0-14	1.5-11	1-3	11	0/0	1
Jake Sealand	13	14-31-45	2.5-6	0.0-0	0-0	1	1/0	0
Kyle Woestmann	13	21-19-40	7.0-29	6.0-28	0-0	1	1/0	2
Caleb Azubike	10	21-10-31	9.5-53	4.0-42	0-0	0	0/1	3
Barren Dixon	13	10-16-26	4.5-15	2.5-10	0-0	2	0/0	1
Adam Butler	12	16-9-25	6.0-18	0.0-0	0-0	2	1/1	1

## 2013 RESULTS

9-4 Overall • 4-4 SEC

Home: 4-2 Away: 4-2 Neutral: 1-0 vs. Division: 3-3 vs. Top 25: 0-2

Aug. 29	[rv/rv]	Ole Miss* [TV: 2-6] (rv/rv)	L	35-39	40,350
Sept. 7		Austin Peay [TV: 8-10-13]	W	38-3	33,162
Sept. 14		at South Carolina* [TV: 2-6] (13/14)	L	25-35	81,371
Sept. 21		at Massachusetts [TV: 6-17]	W	24-7	16,149
Sept. 28		UAB [TV: 9-10-13]	W	52-24	32,467
Oct. 5		Missouri* [TV: 8-10-13] (rv/rv)	L	28-51	36,892
Oct. 19		Georgia* [TV: 1] (15/16)	W	31-27	40,350
Oct. 26		at Texas A&M* [TV: 5-10-13] (14/15)	L	24-56	86,584
Nov. 9		at Florida* [TV: 9-10-13]	W	34-17	88,084
Nov. 16		Kentucky* [TV: 5-10-13]	W	22-6	33,488
Nov. 23		at Tennessee* [TV: 3-6]	W	14-10	97,223
Nov. 30	[rv/rv]	Wake Forest [tv: 5-10-13]	W	23-21	33,019
Jan. 4	[rv/rv]	vs. Houston [TV: 2-6]	W	41-24	42,717

BBVA Compass Bowl; Birmingham, Ala.

## VANDERBILT Team Information

BASIC OFFENSE: Multi-Set

BASIC DEFENSE: 3-4

LETTERMEN RETURNING: 43

OFFENSE: 19

DEFENSE: 21

SPECIALTY: 3

LETTERMEN LOST: 19

OFFENSE: 8

DEFENSE: 10

SPECIALTY: 1

STARTERS RETURNING: 13

OFFENSE: 7

DEFENSE: 5

SPECIALTY: 1

STARTERS LOST: 12

OFFENSE: 5

DEFENSE: 6

SPECIALTY: 1

NOTE: Specialists include punter and place-kicker only.



## ALL-STAR CANDIDATES

### Adam BUTLER

Sophomore • DL • 6-5 • 305 • Duncanville, Texas



- Recruited as an offensive line candidate, Butler put together a solid season in 2013 playing defensive tackle for the first time in his career. Has the versatility to play tackle or end in Commodores' defensive alignment.
- A six-game starter in 2013, Butler developed into one of the team's most productive defensive linemen during the latter stages of the season.
- Butler finished the 2013 season with 25 total tackles, including 16 solo stops and six tackles resulting in losses. He also forced and recovered a fumble and topped the team with two blocked conversion attempts.

### Darreon HERRING

Junior • LB • 6-1 • 232 • Stone Mountain, Ga.



- A two-year starter, Herring was one of the Commodores' most productive defenders on a 2013 squad that finished 9-4 overall for the second straight year.
- Herring is the Commodores' active career leader with 66 solo tackles and 117 total tackles.
- As a 13-game starter in 2013, Herring ranked second on the team – and among the league's Top 20 – with 84 total tackles and 44 solo tackles.
- Herring was also extremely effective in pass defense, ranking among the league's top linebackers with 13 passes defended. His 10 pass breakups was the most of any SEC linebacker.

### Andrew JELKS

Sophomore • OT • 6-6 • 305 • Paris, Tenn.



- As a redshirt freshman in 2013, Jelks earned SEC All-Freshman honors and Freshman All-America recognition from the FWAA for his superb play at right tackle.
- A 10-game starter in 2013, Jelks is expected to move to left tackle this season, replacing All-SEC recipient and Pittsburgh Steelers' draft pick Wesley Johnson.
- Jelks registered 41 blocks that led directly to Commodore touchdowns or first downs last year. He also was credited with 28 knockdown blocks.
- Since arriving on campus, the highly recruited Jelks has added nearly 50 pounds to his frame.

### Joe TOWNSEND

Sr. • Center • 6-4 • 312 • Hendersonville, Tenn.



- Named to the preseason watchlist for Rimington Trophy, awarded annually to the nation's top center.
- A leader on the Vanderbilt offensive line, Townsend tops all Commodores players with 20 consecutive starts and 22 career starts entering this season. In Townsend's 20-game starting streak, the Commodores are 16-4 overall.
- In 2013, Townsend achieved 32 knockdown blocks and 21 blocks that led directly to Commodore touchdowns or first downs.
- A native of the Nashville area and longtime Vanderbilt fan, Townsend received the team's last scholarship offer during the 2011 signing period.



# VANDERBILT

ALABAMA • ARKANSAS • AUBURN • FLORIDA • GEORGIA • KENTUCKY • LSU • OLE MISS

## 2014 ROSTER

No.	Name	POS	HT	WT	YR	CL	Hometown
94	Torey Agee	DL	6-4	280	So.	1L	Opelika, Ala.
55	Caleb Azubike	OLB	6-4	260	Jr.	2L	Nashville, Tenn.
24	Jalen Banks	S	5-11	190	R-Fr.	RS	Markham, Ill.
96	Gaither Barker	SN	6-1	234	So.	SQ	Dunlap, Tenn.
4	Tre Bell	CB	5-11	172	R-Fr.	RS	Union, N.J.
53	Jake Bernstein	OL	6-4	305	Jr.	2L	Lake in the Hills, Ill.
52	Nigel Bowden	ILB	6-1	245	R-Fr.	RS	Macon, Ga.
51	Hunter Bowman	ILB	6-1	225	Sr.	SQ	Savannah, Ga.
52	Andrew Bridges	OL	6-6	285	Sr.	3L	Atlanta, Ga.
23	Khari Blasingame	S	6-1	205	Fr.	HS	New Market, Ala.
79	Ryan Brockway	OL	6-4	275	Sr.	SQ	Rolling Hills, Calif.
20	Oren Burks	S	6-3	212	R-Fr.	RS	Fairfax Station, Va.
69	Adam Butler	DL	6-5	305	So.	1L	Duncanville, Texas
11	Rashad Canty	WR	6-3	205	Fr.	HS	Riverdale, Ga.
90	Sekou Clark	DL	6-3	260	Fr.	HS	Denton, Texas
16	Colby Cooke	P	6-3	220	So.	1L	Goochland, Va.
64	Delando Crooks	OL	6-5	312	R-Fr.	RS	Atlanta, Ga.
84	Jordan Cunningham	WR	6-1	175	R-Fr.	1L	Fort Lauderdale, Fla.
41	Zach Cunningham	ILB	6-4	225	R-Fr.	RS	Pinson, Ala.
44	Barron Dixon	DL	6-4	295	Sr.	3L	Alpharetta, Ga.
18	Chandler Dorrell	WR	6-0	190	R-Fr.	TR	Nashville, Tenn.
72	Sean Dowling	OL	6-5	288	R-Fr.	RS	Fallbrook, Calif.
80	Davis Dudchock	TE	6-4	240	Grad.	TR	Birmingham, Ala.
19	C.J. Duncan	WR	5-11	195	R-Fr.	RS	Montgomery, Ala.
34	Andrew East	OLB	6-2	230	Grad.	3L	Indianapolis, Ind.
3	Taurean Ferguson	CB	5-9	185	R-Fr.	RS	Jonesboro, Ga.
12	Wade Freebeck	QB	6-5	212	Fr.	HS	Davie, Fla.
66	Blake Fromang	OL	6-7	300	So.	1L	Orlando, Fla.
56	Barrett Gouger	OL	6-4	305	So.	1L	Soddy Daisy, Tenn.
7	Josh Grady	QB	6-0	202	Jr.	2L	Tampa, Fla.
75	Bailey Granier	OL	6-6	345	Fr.	HS	Galliano, La.
46	Curtis Graves	WR	6-1	185	So.	SQ	Alpharetta, Ga.
81	Alex Grecco	WR	5-10	175	Jr.	SQ	Warwick, R.I.
49	Josh Gregory	S	5-11	170	Sr.	1L	Goodlettsville, Tenn.
60	Cole Hardin	OL	6-4	305	Fr.	HS	Florence, Ala.
11	Harding Harper	ILB	6-2	240	So.	1L	Montgomery, Ala.
21	Paris Head	CB	6-0	185	So.	1L	Lawrenceville, Ga.
31	Tre Herndon	CB	6-1	172	Fr.	H	Chattanooga, Tenn.
35	Darreon Herring	ILB	6-1	232	Jr.	2L	Stone Mountain, Ga.
45	Joseph Hoffman	FB	6-0	220	Jr.	SQ	Scarsdale, N.Y.
74	Will Holden	OL	6-6	310	So.	1L	Green Cove Springs, Fla.
91	David Holtgrave	PK	5-10	190	So.	SQ	Louisville, Ky.
29	Taylor Hudson	P	6-3	220	Jr.	1L	Powell, Ohio
22	Casey Hughes	OLB	6-1	220	Sr.	2L	Reading, Pa.
38	Alex Hysong	CB	5-10	180	Sr.	SQ	Bethesda, Md.
50	Andrew Jelks	OL	6-6	305	So.	1L	Paris, Tenn.
37	Wilson Johnson	SN	6-2	210	So.	SQ	Nashville, Tenn.
82	Kris Kentera	WR	6-4	220	Jr.	2L	Colorado Springs, Colo.
25	Brian Kimbrow	RB	5-8	185	Jr.	2L	Memphis, Tenn.
33	Derek King	RB	5-11	205	Jr.	2L	Nashville, Tenn.
77	Nifae Lealao	DL	6-5	314	Fr.	HS	Sacramento, Calif.

No.	Name	POS	HT	WT	YR	CL	Hometown
30	Bryce Lewis	CB	6-0	175	Fr.	HS	Lilburn, Ga.
43	Hawkins Mann	LB	6-3	220	Fr.	HS	Burbank, Calif.
83	Nathan Marcus	TE	6-5	238	R-Fr.	RS	Glen Ellyn, Ill.
41	Chris Martin	FB	6-0	234	Jr.	SQ	Princeton, N.J.
78	Kevin McCoy	OL	6-5	295	So.	1L	Tampa, Fla.
2	Johnny McCrary	QB	6-4	230	R-Fr.	RS	Decatur, Ga.
5	Torren McGaster	CB	6-0	192	So.	1L	Daphne, Ala.
27	Jahmel McIntosh	S	6-1	205	Jr.	2L	Cleveland, Miss.
8	Ronald Monroe	WR	6-2	185	Fr.	HS	Houston, Texas
17	Tommy Openshaw	P/PK	6-2	185	R-Fr.	RS	Jacksonville, Fla.
88	Mitch Parsons	TE	6-3	250	Fr.	HS	Parker, Colo.
16	Gerald Perry	WR	5-10	165	R-Fr.	RS	Memphis, Tenn.
77	Spencer Pulley	OL	6-4	300	Jr.	2L	Germantown, Tenn.
86	Latevius Rayford	WR	6-1	192	So.	1L	Memphis, Tenn.
61	Bruno Reagan	OL	6-3	320	Fr.	HS	Clarksville, Tenn.
28	Dallas Rivers	RB	6-1	225	Fr.	HS	Stone Mountain, Ga.
17	Stephen Rivers	QB	6-7	235	Grad.	TR	Athens, Ala.
4	Patton Robinette	QB	6-4	205	So.	1L	Maryville, Tenn.
81	Steven Scheu	TE	6-5	250	Jr.	2L	Evansville, Ind.
60	Jacob Schultz	SN	6-4	220	So.	SQ	Murfreesboro, Tenn.
9	Caleb Scott	WR	6-1	180	Fr.	HS	Suwanee, Ga.
13	Jake Sealand	ILB	6-2	232	Jr.	2L	Tucker, Ga.
3	Jerron Seymour	RB	5-7	196	Jr.	2L	Hialeah, Fla.
13	Trent Sherfield	WR	6-0	185	Fr.	HS	Danville, Ill.
6	Darrius Sims	CB	5-9	182	So.	1L	Memphis, Tenn.
7	Emmanuel Smith	S	6-2	205	Fr.	HS	Murfreesboro, Tenn.
10	Shawn Stankavage	QB	6-2	182	Fr.	HS	Durham, N.C.
54	Jimmy Stewart	OLB	6-4	232	Jr.	2L	Cape Coral, Fla.
99	Landon Stokes	OLB	6-4	235	R-Fr.	RS	Orlando, Fla.
39	Dane Stubbs	S	5-11	190	Jr.	SQ	Covington, La.
2	Tre Tarpley	S	6-0	195	Fr.	HS	Pittsburgh, Pa.
53	Vince Taylor	DL	6-1	310	Sr.	3L	Hattiesburg, Miss.
40	Ja'kari Thomas	ILB	6-1	230	So.	1L	Tallahassee, Fla.
95	Riley Tindol	DL	6-5	278	Fr.	HS	Billingsley, Ala.
57	Joe Townsend	OL	6-4	312	Sr.	3L	Hendersonville, Tenn.
89	Dillon van der Wal	TE	6-6	252	Sr.	HS	Woodland Hills, Calif.
43	Nigel Walker	WR	5-10	170	So.	SQ	Atlanta, Ga.
45	Stephen Weatherly	OLB	6-5	260	So.	1L	Snellville, Ga.
98	Mack Weaver	TE	6-5	255	R-Fr.	RS	Collierville, Tenn.
26	Ralph Webb	RB	5-10	196	R-Fr.	RS	Gainesville, Fla.
14	Ryan White	DB	5-9	188	R-Fr.	RS	Louisville, Ky.
15	Ladarius Wiley	DB	6-1	192	Fr.	HS	Los Angeles, Calif.
85	Trey Wilkins	WR	5-11	210	Sr.	2L	Cordova, Tenn.
42	Kellen Williams	FB	6-1	230	Sr.	2L	Winter Garden, Fla.
32	Andrew Williamson	S	6-1	208	Jr.	2L	San Antonio, Texas
92	Kyle Woestmann	OLB	6-3	250	Sr.	3L	Marietta, Ga.
15	DeAndre Woods	WR	6-3	215	R-Fr.	RS	Clay, Ala.
74	Jay Woods	DL	6-3	280	R-Fr.	RS	Jackson, Ga.
47	Charles Wright	OLB	6-3	230	Fr.	HS	Irvine, Calif.
49	Jonathan Wynn	OLB	6-4	248	R-Fr.	RS	Stone Mountain, Ga.





## YEAR-BY-YEAR RECORDS

Year	Coach	SEC	SEC Finish	Overall	Bowls
1890	Elliott H. Jones			1-0	
1891	Elliott H. Jones			3-1	
1892	Elliott H. Jones			4-4	
1893	W.J. Keller			6-1	
1894	Henry Thornton			7-1	
1895	C.L. Upton			5-3-1	
1896	R.G. Acton			3-2-2	
1897	R.G. Acton			6-0-1	
1898	R.G. Acton			1-5	
1899	J.L. Crane			7-2	
1900	J.L. Crane			4-4-1	
1901	W.H. Watkins			6-1-1	
1902	W.H. Watkins			8-1	
1903	J.H. Henry			6-1-1	
1904	Dan McGugin			9-0	
1905	Dan McGugin			7-1	
1906	Dan McGugin			8-1	
1907	Dan McGugin			5-1-1	
1908	Dan McGugin			7-2-1	
1909	Dan McGugin			7-3	
1910	Dan McGugin			8-0-1	
1911	Dan McGugin			8-1	
1912	Dan McGugin			8-1-1	
1913	Dan McGugin			5-3	
1914	Dan McGugin			2-6	
1915	Dan McGugin			9-1	
1916	Dan McGugin			7-1-1	
1917	Dan McGugin			5-3	
1918	Ray Morrison (acting)			4-2	
1919	Dan McGugin			5-1-2	
1920	Dan McGugin			5-3-1	
1921	Dan McGugin			7-0-1	
1922	Dan McGugin			8-0-1	
1923	Dan McGugin			5-2-1	
1924	Dan McGugin			6-3-1	
1925	Dan McGugin			6-3	
1926	Dan McGugin			8-1	
1927	Dan McGugin			8-1-2	
1928	Dan McGugin			8-2	
1929	Dan McGugin			7-2	
1930	Dan McGugin			8-2	
1931	Dan McGugin			5-4	
1932	Dan McGugin			6-1-2	
1933	Dan McGugin	2-2-2	6†	4-3-3	-
1934	Dan McGugin	4-3	6	6-3	-
1935	Ray Morrison	5-1	2	7-3	-
1936	Ray Morrison	1-3-1	9	3-5-1	-
1937	Ray Morrison	4-2	4	7-2	-
1938	Ray Morrison	4-3	6	6-3	-
1939	Ray Morrison	1-6	11	2-7-1	-
1940	Red Sanders	1-5-1	11	3-6-1	-
1941	Red Sanders	3-2	6	8-2	-
1942	Red Sanders	2-4	8	6-4	-
1943	Herc Alley	0-0	-	5-0	-
1944	Doby Bartling	0-0	-	3-0-1	-
1945	Doby Bartling	2-4	9	3-6	-
1946	Red Sanders	3-4	7	5-4	-
1947	Red Sanders	3-3	4†	6-4	-
1948	Red Sanders	4-2-1	4	8-2-1	-
1949	Bill Edwards	4-4	7	5-5	-
1950	Bill Edwards	3-4	7†	7-4	-
1951	Bill Edwards	3-5	7	6-5	-
1952	Bill Edwards	1-4-1	11	3-5-2	-
1953	Art Guepe	1-5	10†	3-7	-
1954	Art Guepe	1-5	11†	2-7	-
1955	Art Guepe	4-3	5	8-3	Gator
1956	Art Guepe	2-5	8†	5-5	-
1957	Art Guepe	3-3-1	6†	5-3-2	-
1958	Art Guepe	2-1-3	4	5-2-3	-

Year	Coach	SEC	SEC Finish	Overall	Bowls
1959	Art Guepe	3-2-2	5†	5-3-2	-
1960	Art Guepe	0-7	12	3-7	-
1961	Art Guepe	1-6	12	2-8	-
1962	Art Guepe	1-6	11	1-9	-
1963	Jack Green	0-5-2	10	1-7-2	-
1964	Jack Green	1-4-1	9	3-6-1	-
1965	Jack Green	1-5	9†	2-7-1	-
1966	Jack Green	0-6	9†	1-9	-
1967	Bill Pace	0-6	9†	2-7-1	-
1968	Bill Pace	2-3-1	8	5-4-1	-
1969	Bill Pace	2-3	7	4-6	-
1970	Bill Pace	1-5	9	4-7	-
1971	Bill Pace	1-5	7	4-6	-
1972	Bill Pace	0-6	10	3-8	-
1973	Steve Sloan	1-5	10	5-6	-
1974	Steve Sloan	2-3-1	7†	7-3-2	Peach
1975	Fred Pancoast	2-4	6†	7-4	-
1976	Fred Pancoast	0-6	9†	2-9	-
1977	Fred Pancoast	0-6	9†	2-9	-
1978	Fred Pancoast	0-6	10	2-9	-
1979	George MacIntyre	0-6	9†	1-10	-
1980	George MacIntyre	0-6	9†	2-9	-
1981	George MacIntyre	1-5	10	4-7	-
1982	George MacIntyre	4-2	3†	8-4	Hall of Fame
1983	George MacIntyre	0-6	9†	2-9	-
1984	George MacIntyre	2-4	7†	5-6	-
1985	George MacIntyre	1-4-1	7	3-7-1	-
1986	Watson Brown	0-6	10	1-10	-
1987	Watson Brown	1-5	7†	4-7	-
1988	Watson Brown	2-5	8†	3-8	-
1989	Watson Brown	0-7	10	1-10	-
1990	Watson Brown	1-6	8†	1-10	-
1991	Gerry DiNardo	3-4	6†	5-6	-
1992	Gerry DiNardo	2-6	T5-E	4-7	-
1993	Gerry DiNardo	#2-6	6-E	#5-6	-
1994	Gerry DiNardo	2-6	5-E	5-6	-
1995	Rod Dowhower	1-7	6-E	2-9	-
1996	Rod Dowhower	0-8	6-E	2-9	-
1997	Woody Widenhofer	0-8	6-E	3-8	-
1998	Woody Widenhofer	1-7	5-E	2-9	-
1999	Woody Widenhofer	2-6	5-E	5-6	-
2000	Woody Widenhofer	1-7	5-E	3-8	-
2001	Woody Widenhofer	0-8	6-E	2-9	-
2002	Bobby Johnson	0-8	6-E	2-10	-
2003	Bobby Johnson	1-7	T5-E	2-10	-
2004	Bobby Johnson	1-7	T5-E	2-9	-
2005	Bobby Johnson	3-5	T4-E	5-6	-
2006	Bobby Johnson	1-7	6-E	4-8	-
2007	Bobby Johnson	2-6	6-E	5-7	-
2008	Bobby Johnson	4-4	T3-E	7-6	Music City
2009	Bobby Johnson	0-8	6-E	2-10	-
2010	Robbie Caldwell	1-7	6-E	2-10	-
2011	James Franklin	2-6	T4-E	6-7	Liberty
2012	James Franklin	5-3	4-E	9-4	Music City
2013	James Franklin	4-4	4-E	9-4	Compass

#Includes game forfeited to Vanderbilt

## BOWL RESULTS (4-2-1)

Bowl	Opponent	Result	Date
Gator	Auburn	W 25-13	12-31-55
Peach	Texas Tech	T 6-6	12-28-74
Hall of Fame	Air Force	L 28-36	12-31-82
Music City	Boston College	W 16-14	12-31-08
Liberty	Cincinnati	L 24-31	12-31-11
Music City	N.C. State	W 38-24	12-31-12
Compass	Houston	W 41-24	1-4-14



# 2013 IN REVIEW

ALABAMA • ARKANSAS • AUBURN • FLORIDA • GEORGIA • KENTUCKY • LSU • OLE MISS

## 2013 FINAL SEC STANDINGS

### EASTERN DIVISION

	SEC	Pct.	PF	PA	Overall	Pct.	PF	PA	Home	Away	Neutral	vs. Div.	Top 25	Streak
(2) Missouri	7-1	.875	283	149	12-2	.857	548	323	6-1	5-0	1-1	5-1	5-2	W1
South Carolina	6-2	.750	253	178	11-2	.846	443	264	7-0	3-2	1-0	4-2	3-1	W6
Georgia	5-3	.625	292	254	8-5	.615	477	377	5-1	2-3	1-1	4-2	2-3	L1
Vanderbilt	4-4	.500	213	241	9-4	.692	391	320	5-2	3-2	1-0	4-2	1-2	W5
Florida	3-5	.375	159	163	4-8	.333	226	253	3-3	1-4	0-1	2-4	0-5	L7
Tennessee	2-6	.250	144	245	5-7	.417	286	348	4-3	1-4	0-0	2-4	1-6	W1
Kentucky	0-8	.000	118	291	2-10	.167	246	374	2-5	0-4	0-1	0-6	0-5	L4

### WESTERN DIVISION

	SEC	Pct.	PF	PA	Overall	Pct.	PF	PA	Home	Away	Neutral	vs. Div.	Top 25	Streak
(1) Auburn	7-1	.875	287	224	12-2	.857	553	346	8-0	3-1	1-1	5-1	5-2	L1
(3) Alabama	7-1	.875	305	117	11-2	.846	496	181	7-0	3-1	1-1	5-1	3-2	L2
LSU	5-3	.625	258	199	10-3	.769	465	286	7-0	1-3	2-0	4-2	3-2	W3
Texas A&M	4-4	.500	307	292	9-4	.692	575	419	6-2	2-2	1-0	3-3	1-4	W1
Mississippi State	3-5	.375	179	237	7-6	.538	360	299	5-2	1-3	1-1	2-4	0-5	W3
Ole Miss	3-5	.375	180	220	8-5	.615	390	308	5-2	2-3	1-0	2-4	1-3	W1
Arkansas	0-8	.000	135	303	3-9	.250	248	369	3-4	0-5	0-0	0-6	0-6	L9

NOTES: vs. Top 25 - Record vs. teams in Top 25 (AP, USA Today, Harris, BCS) when game was played; Teams listed in alphabetical order unless tie-breaker applicable / (1)- SEC & Western Division Champion / (2) - Eastern Division Champion / (3) - Western Division Co-Champion

## SEC EARNS SEVEN BOWL WINS; PLAYS FOR BCS CHAMPIONSHIP

During the last eight years (2006-13), Southeastern Conference football has experienced success that is unparalleled in its football history and in the history of college football. During this tenure, the SEC's achievements have been demonstrated by:

- Triumphs in BCS bowl games, including the BCS National Championship Game
- Non-conference success in regular season and bowl games
- Defeating highly-ranked non-conference teams
- Success in the polls and rankings
- Individual awards and All-America Teams
- Academic and Community Service Standouts
- Continued accomplishments of former SEC student-athletes in the NFL

### SEC IN THE BCS

- The SEC has won seven of the last eight national championships, nine of the 16 BCS National Championships, two runner-up finishes and 23 overall national titles (AP, BCS, FWA, coaches poll) The SEC appeared in 10 of the 16 BCS Championship Games, winning nine.
- Four different SEC schools have won the BCS National Championship since 2006 (Auburn, 2010; Alabama, 2009, 2011, 2012; Florida, 2006 and 2008; LSU, 2007). Tennessee (1998) and LSU (2004) have also won the BCS crown. Auburn also appeared in the 2013 BCS Championship Game. A team from the SEC Western Division has advanced to five consecutive national championship games. The Big 12 (Texas and Oklahoma) and the ACC (Miami and Florida State) have each had two schools win titles since 1998.
- Since 2006, more than half of the slots in the BCS National Championship Game have been taken by SEC teams (10 of 18). The Big Ten and the Big 12 have two each, while the ACC and Pac-10 each have one.

- An SEC team has led or tied for the lead at the end of 27 of the last 32 quarters of BCS National Championship Game play.
- Since 2006, an SEC team has been ranked first in the weekly BCS standings in 36 of the 65 weeks, with four different teams holding the top spot. Florida was first for seven weeks, Alabama for 16 weeks, Auburn for three and LSU for 10 weeks, including six of the nine polls this season. The Big Ten has held the top spot for 15 weeks (all Ohio State), the Big 12 for six weeks (Texas and Oklahoma twice, Missouri and Kansas State once) and the Pac-10 four weeks (all Oregon). The ACC (Florida State) held the top spot in the final poll in 2013.
- The SEC has had more teams ranked in the BCS standings for the most times than any other conference since 2006. The league has had 13 of its 14 teams ranked at one time or another since 2006. The SEC breakdown: LSU (62), Alabama (52), Florida (41), Auburn (38), South Carolina (38), Georgia (35), Arkansas (23), Texas A&M (17), Tennessee (14), Mississippi State (12), Missouri (9), Kentucky (4) and Ole Miss (4).
- Since 2006, the SEC has posted a 10-6 record in BCS bowl games, more wins than any other conference. Here are the BCS bowl records of all conferences since 2006:

SEC	10-6	.625
Pac-12	7-4	.636
AAC	5-3	.625
Big 12	5-7	.417
Big Ten	5-9	.357
ACC	4-6	.400
Mountain West	2-1	.667
WAC	2-1	.667
MAC	0-1	.000
Independents	0-2	.000

# 2013 IN REVIEW



MISSISSIPPI STATE • MISSOURI • SOUTH CAROLINA • TENNESSEE • TEXAS A&M • VANDERBILT

## 2013 SEC TEAM STATISTICS

SCORING OFFENSE	G	TD	XP	2XP	DXP	FG	Saf	Pts	Avg
1. Texas A&M	13	78	73	0	0	10	2	575	44.2
2. Auburn	14	73	66	2	0	15	0	553	39.5
3. Missouri	14	71	66	1	0	18	0	548	39.1
4. Alabama	13	65	65	0	0	13	1	496	38.2
5. Georgia	13	58	57	0	0	24	0	477	36.7
6. LSU	13	61	60	0	0	13	0	465	35.8
7. South Carolina	13	57	54	1	0	15	0	443	34.1
8. Vanderbilt	13	49	48	1	1	15	0	391	30.1
9. Ole Miss	13	49	44	1	0	16	1	390	30.0
10. Mississippi State	13	48	40	1	0	10	0	360	27.7
11. Tennessee	12	35	34	0	0	14	0	286	23.8
12. Arkansas	12	30	29	0	0	13	0	248	20.7
13. Kentucky	12	30	28	0	0	12	1	246	20.5
14. Florida	12	27	24	1	0	12	1	226	18.8

RUSHING OFFENSE	G	Att	Yds	Avg	TD	Yds/G
1. Auburn	14	729	4596	6.3	48	328.3
2. Missouri	14	588	3330	5.7	35	237.9
3. Arkansas	12	474	2504	5.3	14	208.7
4. Alabama	13	461	2673	5.8	28	205.6
5. LSU	13	523	2630	5.0	37	202.3
6. South Carolina	13	537	2580	4.8	27	198.5
7. Ole Miss	13	528	2470	4.7	22	190.0
8. Mississippi State	13	527	2469	4.7	29	189.9
9. Tennessee	12	460	2261	4.9	18	188.4
10. Texas A&M	13	465	2406	5.2	33	185.1
11. Georgia	13	486	2209	4.5	26	169.9
12. Kentucky	12	431	1775	4.1	16	147.9
13. Florida	12	482	1749	3.6	14	145.8
14. Vanderbilt	13	504	1807	3.6	34	139.0

SCORING DEFENSE	G	TD	XP	2XP	DXP	FG	Saf	Pts	Avg
1. Alabama	13	23	22	0	0	7	0	181	13.9
2. South Carolina	13	32	29	2	0	13	0	264	20.3
3. Florida	12	27	25	0	0	22	0	253	21.1
4. LSU	13	32	31	0	0	21	0	286	22.0
5. Mississippi State	13	36	35	1	0	14	2	299	23.0
6. Missouri	14	39	36	1	0	17	0	323	23.1
7. Ole Miss	13	38	36	0	0	14	1	308	23.7
8. Vanderbilt	13	40	37	2	0	13	0	320	24.6
9. Auburn	14	41	38	1	0	20	0	346	24.7
10. Georgia	13	47	43	1	0	16	1	377	29.0
Tennessee	12	46	45	0	0	9	0	348	29.0
12. Arkansas	12	49	48	0	0	9	0	369	30.8
13. Kentucky	12	49	46	1	1	10	0	374	31.2
14. Texas A&M	13	55	51	1	0	12	0	419	32.2

RUSHING DEFENSE	G	Rushes	Yards	Avg.	TD	Yds/G
1. Alabama	13	416	1381	3.3	8	106.2
2. Florida	12	393	1709	4.3	17	142.4
3. LSU	13	474	1862	3.9	15	143.2
4. Mississippi State	13	445	1874	4.2	17	144.2
5. Vanderbilt	13	460	1922	4.2	19	147.8
6. Georgia	13	520	1926	3.7	25	148.2
7. Missouri	14	513	2141	4.2	20	152.9
8. South Carolina	13	464	2000	4.3	16	153.8
9. Ole Miss	13	514	2014	3.9	27	154.9
10. Auburn	14	495	2270	4.6	19	162.1
11. Arkansas	12	458	2141	4.7	21	178.4
12. Kentucky	12	483	2368	4.9	26	197.3
13. Tennessee	12	473	2488	5.3	25	207.3
14. Texas A&M	13	537	2890	5.4	23	222.3

PASS OFFENSE	G	Att	Cmp	Int	Pct.	Yds	Avg	TD	Yds/G
1. Texas A&M	13	489	339	13	69.3	4593	9.4	40	353.3
2. Georgia	13	459	293	12	63.8	4085	8.9	31	314.2
3. Ole Miss	13	490	310	13	63.3	3683	7.5	24	283.3
4. South Carolina	13	383	239	4	62.4	3300	8.6	30	253.8
5. Missouri	14	454	267	8	58.8	3540	7.8	31	252.9
6. LSU	13	326	205	9	62.9	3263	10.0	23	251.0
7. Alabama	13	365	244	7	66.8	3230	8.8	30	248.5
8. Mississippi State	13	429	253	12	59.0	3178	7.4	18	244.5
9. Vanderbilt	13	376	243	16	64.6	2958	7.9	15	227.5
10. Kentucky	12	343	204	6	59.5	2321	6.8	14	193.4
11. Auburn	14	285	173	8	60.7	2422	8.5	20	173.0
12. Florida	12	311	199	9	64.0	2051	6.6	11	170.9
13. Tennessee	12	344	191	17	55.5	1979	5.8	12	164.9
14. Arkansas	12	301	150	11	49.8	1782	5.9	15	148.5

TOTAL OFFENSE	G	Rush	Pass	Plays	Yards	Avg/P	TD	Yds/G
1. Texas A&M	13	2406	4593	954	6999	7.3	73	538.4
2. Auburn	14	4596	2422	1014	7018	6.9	68	501.3
3. Missouri	14	3330	3540	1042	6870	6.6	66	490.7
4. Georgia	13	2209	4085	945	6294	6.7	57	484.2
5. Ole Miss	13	2470	3683	1018	6153	6.0	46	473.3
6. Alabama	13	2673	3230	826	5903	7.1	58	454.1
7. LSU	13	2630	3263	849	5893	6.9	60	453.3
8. South Carolina	13	2580	3300	920	5880	6.4	57	452.3
9. Mississippi State	13	2469	3178	956	5647	5.9	47	434.4
10. Vanderbilt	13	1807	2958	880	4765	5.4	49	366.5
11. Arkansas	12	2504	1782	775	4286	5.5	29	357.2
12. Tennessee	12	2261	1979	804	4240	5.3	30	353.3
13. Kentucky	12	1775	2321	774	4096	5.3	30	341.3
14. Florida	12	1749	2051	793	3800	4.8	25	316.7

PASS DEFENSE	G	Att	Cmp	Int	Pct.	Yds	Avg	TD	Yds/G
1. Florida	12	319	159	10	49.8	2062	6.5	9	171.8
2. Alabama	13	355	197	11	55.5	2344	6.6	13	180.3
3. South Carolina	13	369	221	18	59.9	2550	6.9	15	196.2
4. LSU	13	398	223	11	56.0	2567	6.4	15	197.5
5. Mississippi State	13	388	240	14	61.9	2667	6.9	18	205.2
6. Vanderbilt	13	449	272	18	60.6	2690	6.0	18	206.9
7. Tennessee	12	354	200	14	56.5	2533	7.2	18	211.1
8. Ole Miss	13	403	245	13	60.8	2802	7.0	10	215.5
9. Georgia	13	382	221	7	57.9	2956	7.7	18	227.4
10. Kentucky	12	336	221	3	65.8	2758	8.2	22	229.8
11. Arkansas	12	356	231	8	64.9	2820	7.9	25	235.0
12. Texas A&M	13	436	250	17	57.3	3295	7.6	31	253.5
13. Auburn	14	494	286	13	57.9	3620	7.3	19	258.6
14. Missouri	14	567	356	20	62.8	3709	6.5	18	264.9

TOTAL DEFENSE	G	Rush	Pass	Plys	Yards	Avg	TD	Yds/G
1. Alabama	13	1381	2344	771	3725	4.8	21	286.5
2. Florida	12	1709	2062	712	3771	5.3	26	314.2
3. LSU	13	1862	2567	872	4429	5.1	30	340.7
4. Mississippi State	13	1874	2667	833	4541	5.5	35	349.3
5. South Carolina	13	2000	2550	833	4550	5.5	31	350.0
6. Vanderbilt	13	1922	2690	909	4612	5.1	37	354.8
7. Ole Miss	13	2014	2802	917	4816	5.3	37	370.5
8. Georgia	13	1926	2956	902	4882	5.4	43	375.5
9. Arkansas	12	2141	2820	814	4961	6.1	46	413.4
10. Missouri	14	2141	3709	1080	5850	5.4	38	417.9
11. Tennessee	12	2488	2533	827	5021	6.1	43	418.4
12. Auburn	14	2270	3620	989	5890	6.0	38	420.7
13. Kentucky	12	2368	2758	819	5126	6.3	48	427.2
14. Texas A&M	13	2890	3295	973	6185	6.4	54	475.8

KICKOFF RETURNS	G	Ret	Yds	TD	Avg
1. LSU	13	36	917	0	25.5
2. Florida	12	34	844	1	24.8
3. Tennessee	12	37	880	0	23.8
4. Alabama	13	31	736	1	23.7
5. Auburn	14	40	936	2	23.4
6. Missouri	14	30	692	0	23.1
7. Mississippi State	13	28	607	0	21.7
8. Kentucky	12	37	784	0	21.2
9. Arkansas	12	35	740	0	21.1
10. Texas A&M	13	48	1012	0	21.1
11. South Carolina	13	36	709	0	19.7
12. Ole Miss	13	34	661	0	19.4
13. Vanderbilt	13	45	872	0	19.4
14. Georgia	13	25	465	0	18.6

PUNT RETURN AVG	G	Ret	Yds	TD	Avg
1. Alabama	13	29	413	3	14.2
2. Auburn	14	32	377	1	11.8
3. Florida	12	22	228	0	10.4
4. Tennessee	12	16	143	1	8.9
5. LSU	13	23	172	0	7.5
6. Arkansas	12	9	67	0	7.4
7. Texas A&M	13	20	147	0	7.3
8. Ole Miss	13	16	113	2	7.1
9. Missouri	14	25	168	0	6.7
10. Kentucky	12	22	136	0	6.2
11. Vanderbilt	13	23	88	0	3.8
12. South Carolina	13	22	83	0	3.8
13. Mississippi State	13	24	87	0	3.6
14. Georgia	13	25	73	0	2.9





# 2013 IN REVIEW

ALABAMA • ARKANSAS • AUBURN • FLORIDA • GEORGIA • KENTUCKY • LSU • OLE MISS

PUNTING	G	No.	Yards	Avg/P	PR	Avg	TB/g	Net/P
1. Alabama	13	40	1875	46.9	58	1.5	6	42.4
2. Auburn	14	56	2385	42.6	35	0.6	4	40.5
3. Texas A&M	13	45	2085	46.3	171	3.8	7	39.4
4. Georgia	13	44	1808	41.1	43	1.0	2	39.2
5. Vanderbilt	13	63	2694	42.8	152	2.4	4	39.1
6. Arkansas	12	53	2358	44.5	250	4.7	2	39.0
7. Tennessee	12	64	2801	43.8	218	3.4	6	38.5
8. LSU	13	43	1765	41.0	47	1.1	4	38.1
9. Ole Miss	13	51	2266	44.4	141	2.8	10	37.7
10. Florida	12	51	2085	40.9	49	1.0	8	36.8
11. Mississippi State	13	51	2053	40.3	78	1.5	5	36.8
12. Missouri	14	68	2790	41.0	170	2.5	6	36.8
13. Kentucky	12	69	2807	40.7	155	2.2	6	36.7
14. South Carolina	13	47	1741	37.0	99	2.1	2	34.1

PASS EFFICIENCY	G	Att	Cmp	Pct	Int	Yds	TD	Effic
1. Texas A&M	13	489	339	69.3	13	4593	40	169.9
2. LSU	13	326	205	62.9	9	3263	23	164.7
3. Alabama	13	365	244	66.8	7	3230	30	164.5
4. South Carolina	13	383	239	62.4	4	3300	30	158.5
5. Georgia	13	459	293	63.8	12	4085	31	155.7
6. Auburn	14	285	173	60.7	8	2422	20	149.6
7. Missouri	14	454	267	58.8	8	3540	31	143.3
8. Ole Miss	13	490	310	63.3	13	3683	24	137.3
9. Vanderbilt	13	376	243	64.6	16	2958	15	135.4
10. Mississippi State	13	429	253	59.0	12	3178	18	129.5
11. Kentucky	12	343	204	59.5	6	2321	14	126.3
12. Florida	12	311	199	64.0	9	2051	11	125.3
13. Arkansas	12	301	150	49.8	11	1782	15	108.7
14. Tennessee	12	344	191	55.5	17	1979	12	105.5

TURNOVER MARGIN	G	Gained			Lost			Mar	Per/G
		Fum	Int	Tot	Fum	Int	Tot		
1. Missouri	14	12	20	32	8	8	16	+16	1.14
2. South Carolina	13	12	18	30	13	4	17	+13	1.00
3. Mississippi State	13	11	14	25	6	12	18	+7	0.54
Vanderbilt	13	12	18	30	7	16	23	+7	0.54
5. Alabama	13	8	11	19	10	7	17	+2	0.15
6. Tennessee	12	11	14	25	7	17	24	+1	0.08
7. Ole Miss	13	9	13	22	8	13	21	+1	0.08
Texas A&M	13	5	17	22	8	13	21	+1	0.08
9. Auburn	14	6	13	19	11	8	19	+0	0.00
LSU	13	8	11	19	10	9	19	+0	0.00
Kentucky	12	12	3	15	9	6	15	+0	0.00
12. Florida	12	8	10	18	11	9	20	-2	-0.17
13. Georgia	13	8	7	15	10	12	22	-7	-0.54
14. Arkansas	12	6	8	14	12	11	23	-9	-0.75

PASS DEF EFFICIENCY	G	Att	Cmp	Int	Pct	Yds	TD	Effic
1. Florida	12	319	159	10	49.8	2062	9	107.2
2. Vanderbilt	13	449	272	18	60.6	2690	18	116.1
3. Alabama	13	355	197	11	55.5	2344	13	116.8
4. LSU	13	398	223	11	56.0	2567	15	117.1
5. Ole Miss	13	403	245	13	60.8	2802	10	120.9
6. Missouri	14	567	356	20	62.8	3709	18	121.2
7. South Carolina	13	369	221	18	59.9	2550	15	121.6
8. Tennessee	12	354	200	14	56.5	2533	18	125.5
9. Auburn	14	494	286	13	57.9	3620	19	126.9
10. Mississippi State	13	388	240	14	61.9	2667	18	127.7
11. Georgia	13	382	221	7	57.9	2956	18	134.7
12. Texas A&M	13	436	250	17	57.3	3295	31	136.5
13. Arkansas	12	356	231	8	64.9	2820	25	150.1
14. Kentucky	12	336	221	3	65.8	2758	22	154.5

FIRST DOWNS	G	Rush	Pass	Pen	Total
1. Texas A&M	13	135	204	17	356
2. Missouri	14	160	156	27	343
3. Auburn	14	229	90	15	334
4. Georgia	13	117	184	23	324
5. Ole Miss	13	137	161	19	317
6. Mississippi State	13	145	145	15	305
7. Alabama	13	142	141	19	302
8. South Carolina	13	134	145	12	291
9. LSU	13	121	146	20	287
10. Vanderbilt	13	107	120	18	245
11. Tennessee	12	118	83	22	223
12. Arkansas	12	121	90	11	222
13. Florida	12	104	94	15	213
14. Kentucky	12	100	93	19	212

3RD-DN CONVERSIONS	G	Conv	Att	Pct
1. LSU	13	92	161	57.1
2. Texas A&M	13	81	161	50.3
3. Alabama	13	70	147	47.6
4. Auburn	14	87	187	46.5
5. Ole Miss	13	90	197	45.7
6. South Carolina	13	79	180	43.9
7. Missouri	14	85	194	43.8
8. Georgia	13	69	165	41.8
9. Arkansas	12	65	156	41.7
10. Mississippi State	13	69	176	39.2
11. Florida	12	67	172	39.0
12. Tennessee	12	57	159	35.8
13. Vanderbilt	13	60	182	33.0
14. Kentucky	12	51	165	30.9

OPPONENT 1ST DOWNS	G	Rush	Pass	Pen	Total
1. Florida	12	87	83	23	193
2. Alabama	13	78	101	15	194
3. South Carolina	13	106	103	19	228
4. Mississippi State	13	94	123	15	232
5. LSU	13	103	124	19	246
6. Georgia	13	101	126	25	252
7. Tennessee	12	129	112	14	255
Kentucky	12	122	117	16	255
9. Vanderbilt	13	110	133	17	260
10. Ole Miss	13	123	128	15	266
Arkansas	12	127	127	12	266
12. Auburn	14	116	152	20	288
13. Missouri	14	120	160	17	297
14. Texas A&M	13	147	140	17	304

OPP 3RD-DN CONVERT	G	Conv	Att	Pct
1. Auburn	14	66	200	33.0
2. Florida	12	51	150	34.0
3. Alabama	13	61	176	34.7
4. Mississippi State	13	63	180	35.0
5. Vanderbilt	13	68	185	36.8
6. South Carolina	13	63	169	37.3
7. Missouri	14	85	225	37.8
8. LSU	13	72	188	38.3
9. Georgia	13	77	193	39.9
10. Ole Miss	13	75	187	40.1
11. Texas A&M	13	75	183	41.0
12. Tennessee	12	71	167	42.5
13. Arkansas	12	66	152	43.4
14. Kentucky	12	71	159	44.7

SACKS BY	G	Sacks	Yards
1. Missouri	14	41	237
2. Georgia	13	33	222
3. Auburn	14	32	223
4. Arkansas	12	28	211
Vanderbilt	13	28	197
6. LSU	13	27	180
7. South Carolina	13	25	193
8. Kentucky	12	23	158
9. Alabama	13	22	145
10. Texas A&M	13	21	85
11. Mississippi State	13	20	145
Ole Miss	13	20	147
13. Florida	12	19	123
14. Tennessee	12	18	95

SACKS AGAINST	G	Sacks	Yards
1. Arkansas	12	8	75
2. Tennessee	12	15	110
3. Alabama	13	17	118
4. Auburn	14	18	121
5. Texas A&M	13	21	152
6. Mississippi State	13	22	147
Georgia	13	22	140
8. South Carolina	13	23	153
9. LSU	13	25	196
10. Ole Miss	13	27	178
Florida	12	27	227
Missouri	14	27	159
13. Vanderbilt	13	33	178
14. Kentucky	12	37	236

PENALTIES	G	No	Yds	Avg/G
1. Tennessee	12	55	455	37.9
2. Arkansas	12	49	461	38.4
3. Missouri	14	72	543	38.8
4. Mississippi State	13	64	515	39.6
5. Vanderbilt	13	63	518	39.8
6. Alabama	13	63	520	40.0
7. Auburn	14	70	569	40.6
8. Ole Miss	13	72	541	41.6
9. South Carolina	13	69	543	41.8
10. Georgia	13	83	617	47.5
11. Kentucky	12	69	593	49.4
12. Texas A&M	13	81	690	53.1
13. LSU	13	90	732	56.3
14. Florida	12	89	711	59.2

FIELD GOALS	G	Made	Att	Pct
1. LSU	13	13	14	.929
2. Georgia	13	24	26	.923
3. Kentucky	12	12	14	.857
4. South Carolina	13	15	18	.833
5. Tennessee	12	14	17	.824
6. Arkansas	12	13	16	.812
7. Vanderbilt	13	15	19	.789
8. Texas A&M	13	10	13	.769
9. Missouri	14	18	25	.720
10. Auburn	14	15	21	.714
11. Ole Miss	13	16	24	.667
12. Alabama	13	13	20	.650
13. Florida	12	12	22	.545
14. Mississippi State	13	10	21	.476

# 2013 IN REVIEW



MISSISSIPPI STATE • MISSOURI • SOUTH CAROLINA • TENNESSEE • TEXAS A&M • VANDERBILT

OPPONENT PENALTIES . . . . G	No	Yds	Avg/G
1. Missouri . . . . .	14	103	7.68
2. Tennessee . . . . .	12	75	6.48
3. Texas A&M . . . . .	13	85	6.75
4. Kentucky . . . . .	12	71	6.04
5. Vanderbilt . . . . .	13	83	6.51
6. Georgia . . . . .	13	83	6.24
7. Florida . . . . .	12	64	5.45
8. Ole Miss . . . . .	13	71	5.64
9. Alabama . . . . .	13	71	5.60
10. Mississippi State . . . . .	13	65	5.59
11. Auburn . . . . .	14	80	6.00
12. LSU . . . . .	13	69	5.30
13. Arkansas . . . . .	12	55	4.21
14. South Carolina . . . . .	13	62	4.41

PAT KICKING . . . . . G	Made	Att	Pct
1. Alabama . . . . .	65	65	1.000
Georgia . . . . .	57	57	1.000
Vanderbilt . . . . .	48	48	1.000
Arkansas . . . . .	29	29	1.000
5. Auburn . . . . .	66	67	.985
6. LSU . . . . .	60	61	.984
7. South Carolina . . . . .	54	55	.982
8. Tennessee . . . . .	34	35	.971
9. Florida . . . . .	24	25	.960
10. Missouri . . . . .	66	69	.957
11. Mississippi State . . . . .	40	42	.952
12. Texas A&M . . . . .	73	77	.948
13. Ole Miss . . . . .	44	47	.936
14. Kentucky . . . . .	28	30	.933

4TH-DN CONVERSIONS . . . . G	Conv	Att	Pct
1. Vanderbilt . . . . .	22	28	78.6
2. South Carolina . . . . .	21	30	70.0
3. Missouri . . . . .	10	16	62.5
4. Texas A&M . . . . .	11	18	61.1
5. Kentucky . . . . .	17	28	60.7
6. Georgia . . . . .	13	22	59.1
7. Alabama . . . . .	7	12	58.3
8. Florida . . . . .	11	19	57.9
9. Ole Miss . . . . .	15	28	53.6
10. Auburn . . . . .	8	15	53.3
11. Arkansas . . . . .	7	15	46.7
12. Tennessee . . . . .	5	11	45.5
13. Mississippi State . . . . .	13	29	44.8
14. LSU . . . . .	3	9	33.3

TIME OF POSSESSION . . . . G	Total Time	Avg/G
1. Florida . . . . .	405:48	33:49
2. Mississippi State . . . . .	432:30	33:16
3. South Carolina . . . . .	416:12	32:00
Alabama . . . . .	416:04	32:00
5. Vanderbilt . . . . .	411:58	31:41
6. Arkansas . . . . .	365:17	30:26
7. Auburn . . . . .	425:14	30:22
8. LSU . . . . .	390:05	30:00
9. Missouri . . . . .	419:49	29:59
10. Ole Miss . . . . .	386:36	29:44
11. Georgia . . . . .	381:58	29:22
12. Tennessee . . . . .	345:49	28:29
13. Kentucky . . . . .	336:00	28:00
14. Texas A&M . . . . .	347:41	26:44

OPP 4TH-DN CONVERT . . . . G	Conv	Att	Pct
1. Alabama . . . . .	5	19	26.3
2. LSU . . . . .	9	21	42.9
3. Auburn . . . . .	13	28	46.4
4. Florida . . . . .	8	17	47.1
5. Mississippi State . . . . .	9	18	50.0
6. Ole Miss . . . . .	11	20	55.0
7. Texas A&M . . . . .	14	25	56.0
Vanderbilt . . . . .	14	25	56.0
9. Missouri . . . . .	13	23	56.5
10. South Carolina . . . . .	13	21	61.9
11. Georgia . . . . .	14	22	63.6
12. Arkansas . . . . .	9	14	64.3
13. Kentucky . . . . .	11	16	68.8
14. Tennessee . . . . .	9	12	75.0

KICKOFF COVERAGE . . . . . G	No.	Yds	Avg	Retn	TB	NetAvg	
1. Florida . . . . .	12	51	31.00	60.8	525	18	41.7
2. Texas A&M . . . . .	13	97	60.75	62.6	877	47	41.5
3. Arkansas . . . . .	12	51	32.26	63.3	291	34	40.9
4. Alabama . . . . .	13	90	56.16	62.4	1400	22	40.7
5. Ole Miss . . . . .	13	78	49.78	63.8	680	45	40.7
6. Vanderbilt . . . . .	13	74	46.23	62.5	460	47	40.4
7. Kentucky . . . . .	12	51	30.41	59.6	792	8	40.2
8. Missouri . . . . .	14	100	63.71	63.7	850	62	39.7
9. Mississippi State . . . . .	13	70	42.93	61.3	899	25	39.6
10. South Carolina . . . . .	13	83	51.23	61.7	943	36	39.5
11. LSU . . . . .	13	86	54.36	63.2	926	45	39.4
12. Auburn . . . . .	14	98	63.00	64.3	722	69	39.3
13. Georgia . . . . .	13	88	52.88	60.1	1349	21	38.8
14. Tennessee . . . . .	12	60	37.01	61.7	1017	19	36.8

RED ZONE OFFENSE . . . . . G	RedZone	Percent	TDs	R/P	FG-AT	Fumb/Int/Downs/Other	
1. Vanderbilt . . . . .	13	50-56	89.3	37	31/6	13-14	3/1/0/1
2. Auburn . . . . .	14	54-61	88.5	44	37/7	10-12	1/0/3/1
3. Missouri . . . . .	14	56-64	87.5	45	27/18	11-15	0/0/2/2
4. South Carolina . . . . .	13	45-52	86.5	37	22/15	8-9	3/0/2/1
5. Georgia . . . . .	13	63-73	86.3	46	24/22	17-18	1/2/3/3
6. LSU . . . . .	13	47-56	83.9	37	26/11	10-11	2/1/3/2
7. Texas A&M . . . . .	13	59-73	80.8	53	30/23	6-8	1/6/3/2
8. Mississippi State . . . . .	13	44-55	80.0	35	24/11	9-16	1/0/3/0
Kentucky . . . . .	12	28-35	80.0	19	13/6	9-9	2/0/4/1
10. Alabama . . . . .	13	43-54	79.6	35	20/15	8-12	4/0/2/1
11. Arkansas . . . . .	12	30-38	78.9	23	11/12	7-8	1/1/4/1
12. Tennessee . . . . .	12	34-44	77.3	25	15/10	9-10	3/3/1/2
13. Ole Miss . . . . .	13	34-46	73.9	24	16/8	10-15	2/1/4/0
14. Florida . . . . .	12	30-43	69.8	19	13/6	11-16	1/2/4/1

RED ZONE DEFENSE . . . . . G	RedZone	Percent	TDs	R/P	FG-AT	Fumb/Int/Downs/Other	
1. Alabama . . . . .	13	17-25	68.0	14	6/8	3-4	1/1/5/0
2. Auburn . . . . .	14	38-52	73.1	26	17/9	12-15	1/3/6/1
3. Tennessee . . . . .	12	36-49	73.5	29	20/9	7-12	2/4/1/1
4. South Carolina . . . . .	13	37-46	80.4	27	15/12	10-12	2/3/1/1
5. Kentucky . . . . .	12	42-52	80.8	34	18/16	8-11	2/1/2/2
6. LSU . . . . .	13	35-43	81.4	21	12/9	14-16	0/2/4/0
7. Florida . . . . .	12	32-39	82.1	19	15/4	13-14	2/0/2/2
8. Arkansas . . . . .	12	37-45	82.2	29	14/15	8-12	3/0/1/0
9. Missouri . . . . .	14	40-48	83.3	28	17/11	12-14	2/1/2/1
10. Mississippi State . . . . .	13	33-39	84.6	25	14/11	8-9	3/1/0/1
11. Ole Miss . . . . .	13	40-47	85.1	31	25/6	9-11	2/2/1/0
12. Georgia . . . . .	13	41-48	85.4	29	21/8	12-15	2/0/2/0
13. Vanderbilt . . . . .	13	40-46	87.0	29	18/11	11-12	1/1/3/0
14. Texas A&M . . . . .	13	42-48	87.5	35	19/16	7-8	1/2/2/0

ON-SIDE KICK SUCCESS . . . . G	OnSide	Percent	
1. Auburn . . . . .	14	2-3	66.7
2. Vanderbilt . . . . .	13	1-2	50.0
Georgia . . . . .	13	1-2	50.0
Texas A&M . . . . .	13	1-2	50.0
5. Kentucky . . . . .	12	0-2	0.0
Mississippi State . . . . .	13	0-1	0.0
Arkansas . . . . .	12	0-1	0.0
Florida . . . . .	12	0-0	0.0
Missouri . . . . .	14	0-0	0.0
LSU . . . . .	13	0-0	0.0
Ole Miss . . . . .	13	0-0	0.0
South Carolina . . . . .	13	0-0	0.0
Tennessee . . . . .	12	0-0	0.0
Alabama . . . . .	13	0-0	0.0

ON-SIDE KICK ALLOWED . . . . G	OnSide	Percent	
1. Auburn . . . . .	14	0-1	0.0
Tennessee . . . . .	12	0-1	0.0
Ole Miss . . . . .	13	0-0	0.0
Kentucky . . . . .	12	0-0	0.0
Mississippi State . . . . .	13	0-0	0.0
Arkansas . . . . .	12	0-0	0.0
Georgia . . . . .	13	0-0	0.0
Florida . . . . .	12	0-0	0.0
9. LSU . . . . .	13	1-3	33.3
10. Texas A&M . . . . .	13	2-4	50.0
Alabama . . . . .	13	1-2	50.0
South Carolina . . . . .	13	1-2	50.0
Missouri . . . . .	14	1-2	50.0
14. Vanderbilt . . . . .	13	1-1	100.0

ATTENDANCE	HOME	Avg	AWAY	Avg	NEUT	Avg	ALL	Avg
Alabama	7-710538	101505	4-302131	75533	2-143587	71794	13-1156256	88943
Arkansas	7-431174	61596	5-394345	78869	0-0	0	12-825519	68793
Auburn	8-685252	85656	4-349093	87273	2-169840	84920	14-1204185	86013
Florida	6-524638	87440	5-383001	76600	1-84693	84693	12-992332	82694
Georgia	6-556476	92746	5-369000	73800	2-145405	72702	13-1070881	82375
Kentucky	7-416303	59472	4-263649	65912	1-47623	47623	12-727575	60631
LSU	7-639927	91418	4-312840	78210	2-131526	65763	13-1084293	83407
Mississippi State	7-389868	55695	4-301630	75408	2-93720	46860	13-785218	60401
Missouri	7-444532	63505	5-295235	59047	2-148322	74161	14-888089	63435
Ole Miss	7-415750	59393	5-385262	77052	1-52125	52125	13-853137	65626
South Carolina	7-576805	82401	5-369513	73903	1-56629	56629	13-1002947	77150
Tennessee	7-669087	95584	5-370645	74129	0-0	0	12-1009732	86644
Texas A&M	8-697003	87125	4-293636	73409	1-67946	67946	13-1058585	81430
Vanderbilt	7-249728	35675	5-369601	73920	1-42717	42717	13-662046	50927
<b>Totals</b>	<b>98-7407081</b>	<b>75582</b>	<b>64-4759581</b>	<b>74368</b>	<b>18-1184133</b>	<b>65785</b>	<b>180-13350795</b>	<b>74171</b>





# 2013 IN REVIEW



MISSISSIPPI STATE • MISSOURI • SOUTH CAROLINA • TENNESSEE • TEXAS A&M • VANDERBILT

6. Jeremy Hill	LS	SO	12	16	0	0	0	96	8.0
7. Cody Parkey	AU	SR	14	0	66	15	0	111	7.9
8. Elliott Fry	SC	FR	13	0	54	15	0	99	7.6
Carey Spear	VU	SR	13	1	48	15	0	99	7.6
10. Josh Lambo	AM	JR	10	0	50	8	0	74	7.4
11. Cade Foster	UA	SR	13	0	60	12	0	96	7.4
12. Colby Delahoussaye	LS	FR	13	0	56	13	0	95	7.3
13. Henry Josey	MO	JR	14	17	0	0	0	102	7.3
14. T.J. Yeldon	UA	SO	12	14	0	0	0	84	7.0
Jerron Seymour	VU	SO	12	14	0	0	0	84	7.0

SCORING (TDs)	Team	CI	G	TD	Rush	Pass	Ret	PAT	Pts	Pts/G
1. Tre Mason	AU	JR	14	25	23	1	1	0	150	10.7
2. Todd Gurley	UG	SO	10	16	10	6	0	0	96	9.6
3. Dak Prescott	MS	SO	11	15	13	2	0	1	92	8.4
4. Jeremy Hill	LS	SO	12	16	16	0	0	0	96	8.0
5. Henry Josey	MO	JR	14	17	16	1	0	0	102	7.3
6. Jerron Seymour	VU	SO	12	14	14	0	0	0	84	7.0
T.J. Yeldon	UA	SO	12	14	14	0	0	0	84	7.0
8. Rajion Neal	UT	SR	12	12	12	0	0	0	72	6.0
9. Mike Evans	AM	SO	13	12	0	12	0	0	72	5.5
Nick Marshall	AU	JR	13	12	12	0	0	0	72	5.5
11. Mike Davis	SC	SO	12	11	11	0	0	0	66	5.5
12. Dorial Green-Beckham	MO	SO	14	12	0	12	0	0	72	5.1
13. Ben Malena	AM	SR	13	11	10	1	0	0	66	5.1
14. Kenyan Drake	UA	SO	11	9	8	1	0	0	54	4.9
15. Jarvis Landry	LS	JR	13	10	0	10	0	0	60	4.6

FIELD GOALS	Team	CI	G	FG	FGA	Pct.	FG/G
1. Marshall Morgan	UG	SO	11	22	24	91.7	2.00
2. Andrew Baggett	MO	SO	14	18	25	72.0	1.29
3. Andrew Ritter	UM	SR	13	16	24	66.7	1.23
4. Michael Palardy	UT	SR	12	14	17	82.4	1.17
5. Elliott Fry	SC	FR	13	15	18	83.3	1.15
Carey Spear	VU	SR	13	15	19	78.9	1.15
7. Zach Hocker	AR	SR	12	13	15	86.7	1.08
8. Cody Parkey	AU	SR	14	15	21	71.4	1.07
9. Joe Mansour	UK	SR	12	12	14	85.7	1.00
Colby Delahoussaye	LS	FR	13	13	14	92.9	1.00
11. Cade Foster	UA	SR	13	12	17	70.6	0.92
12. Josh Lambo	AM	JR	10	8	10	80.0	0.80
13. Devon Bell	MS	SO	13	6	14	42.9	0.46
14. Austin Hardin	UF	FR	12	4	12	33.3	0.33
15. Patrick Beless	UG	SO	10	2	2	100.0	0.20

SCORING (KICK)	Team	CI	G	PATs	FGs	Pts	Pts/G
1. Marshall Morgan	UG	SO	11	47-47	22-24	113	10.3
2. Andrew Baggett	MO	SO	14	66-69	18-25	120	8.6
3. Cody Parkey	AU	SR	14	66-67	15-21	111	7.9
4. Elliott Fry	SC	FR	13	54-55	15-18	99	7.6
5. Josh Lambo	AM	JR	10	50-51	8-10	74	7.4
6. Cade Foster	UA	SR	13	60-60	12-17	96	7.4
7. Colby Delahoussaye	LS	FR	13	56-57	13-14	95	7.3
8. Carey Spear	VU	SR	13	48-48	15-19	93	7.2
9. Andrew Ritter	UM	SR	13	42-45	16-24	90	6.9
10. Michael Palardy	UT	SR	12	34-35	14-17	76	6.3
11. Zach Hocker	AR	SR	12	28-28	13-15	67	5.6
12. Joe Mansour	UK	SR	12	28-30	12-14	64	5.3
13. Devon Bell	MS	SO	13	25-26	6-14	43	3.3
14. Austin Hardin	UF	FR	12	15-15	4-12	27	2.2
15. Taylor Bertolet	AM	SO	13	23-26	2-3	29	2.2

FIELD GOAL PCT	Team	CI	G	FG	FGA	Long	Pct.
1. Marshall Morgan	UG	SO	11	22	24	56	91.7

PAT KICKING PCT	Team	CI	G	Made	Att	Pct.
1. Cade Foster	UA	SR	13	60	60	100.0
Carey Spear	VU	SR	13	48	48	100.0
Marshall Morgan	UG	SO	11	47	47	100.0
Zach Hocker	AR	SR	12	28	28	100.0
5. Cody Parkey	AU	SR	14	66	67	98.5
6. Colby Delahoussaye	LS	FR	13	56	57	98.2
7. Elliott Fry	SC	FR	13	54	55	98.2
8. Josh Lambo	AM	JR	10	50	51	98.0
9. Michael Palardy	UT	SR	12	34	35	97.1
10. Devon Bell	MS	SO	13	25	26	96.2
11. Andrew Baggett	MO	SO	14	66	69	95.7
12. Andrew Ritter	UM	SR	13	42	45	93.3
Joe Mansour	UK	SR	12	28	30	93.3
14. Taylor Bertolet	AM	SO	13	23	26	88.5

TACKLES (All positions)	Player	Team	CI	G	Pos	Solo	Ast	Total	Avg/G	Sack
1. Ramik Wilson	UG	JR	13	LB	76	57	133	10.2	4.0	
2. Andrew Wilson	MO	SR	14	LB	59	54	113	8.1	0.0	
3. Amarilo Herrera	UG	JR	13	LB	54	58	112	8.6	0.5	
4. C.J. Mosley	UA	SR	13	LB	61	47	108	8.3	0.0	
5. A.J. Johnson	UT	JR	12	LB	59	47	106	8.8	0.0	
6. A. Williamson	UK	SR	12	LB	46	56	102	8.5	1.0	
7. Alan Turner	AR	JR	12	LB	36	61	97	8.1	0.0	
8. Steven Jenkins	AM	SR	11	LB	37	59	96	8.7	1.0	
9. Lamin Barrow	LS	SR	13	LB	23	68	91	7.0	1.5	
Kenny Ladler	VU	SR	13	LB	63	28	91	7.0	0.0	
11. Howard Matthews	AM	JR	13	LB	44	46	90	6.9	0.0	
12. Braylon Webb	MO	JR	14	LB	60	29	89	6.4	0.0	
13. Darian Claiborne	AM	FR	12	LB	29	60	89	7.4	1.5	
14. Darreon Herring	VU	SO	13	LB	44	40	84	6.5	1.5	

15. D.J. Welter	LS	JR	13			25	55	80	6.2	2.0
16. Javon Marshall	VU	SR	13			46	33	79	6.1	1.0
17. Serderius Bryant	UM	JR	11			52	26	78	7.1	3.0
18. Jarrett Lake	AR	SR	11	LB		29	48	77	7.0	1.0
Braylon Mitchell	AR	JR	11	LB		31	46	77	7.0	1.0
20. Cassanova McKinzy	AU	SO	14			43	32	75	5.4	2.0
21. E.J. Gaines	MO	SR	12	CB		57	18	75	6.2	0.0
Brian Randolph	UT	SO	12	DB		49	26	75	6.2	0.0
23. Chris Davis	AU	SR	12			52	22	74	6.2	0.0
24. Deshazor Everett	AM	JR	13			36	37	73	5.6	0.0
25. Eric Bennett	AR	SR	12			35	38	73	6.1	0.0
26. Cody Prewitt	UM	JR	13			50	21	71	5.5	0.0
B.McKinney	MS	SO	13	LB		42	29	71	5.5	3.5
28. Kentrell Brothers	MO	SO	14	LB		40	30	70	5.0	1.0
29. Landon Collins	UA	SO	13			54	15	69	5.3	0.0
30. Ryan Smith	AU	SR	14			44	24	68	4.9	0.0
31. Jalen Mills	LS	SO	13			45	22	67	5.2	3.0
32. Josh Harvey-Clemons	UG	SO	11	DB		39	27	66	6.0	0.0
33. Tony Conner	UM	FR	13			39	27	66	5.1	1.0
34. Dontavis Sapp	UT	SR	12	LB		32	34	66	5.5	0.0
35. Trey DePriest	UA	JR	13			31	34	65	5.0	2.0
Kwon Alexander	LS	SO	13			30	35	65	5.0	0.0
37. Jermaine Whitehead	AU	JR	14			44	21	65	4.6	0.0
38. Deontae Skinner	MS	JR	11	LB		33	31	64	5.8	1.0
39. Garrison Smith	UG	SR	13	DL		29	34	63	4.8	6.0
40. Trae Elston	UM	SO	13			42	20	62	4.8	0.0
Kendrick Market	MS	SO	13	DB		43	19	62	4.8	0.0
42. Donovan Bonner	MO	SR	14	LB		33	29	62	4.4	1.0
43. Michael Taylor	UF	JR	11			30	32	62	5.6	0.0
44. Matt White	MO	SR	14			41	20	61	4.4	0.0
45. Alvin Dupree	UK	JR	11	DE		35	26	61	5.5	7.0
46. Blake McClain	UK	FR	12			37	22	59	4.9	1.0
Za'Darius Smith	UK	JR	12	DE		24	35	59	4.9	6.0
48. Kris Frost	AU	SO	14			32	26	58	4.1	0.0
49. Ego Ferguson	LS	JR	12			18	40	58	4.8	1.0
50. Damian Swann	UG	JR	13	DB		43	14	57	4.4	0.0

SACKS	Team	CI	G	Pos	Solo	Ast	Yds	Total	Avg/G
1. Michael Sam	MO	SR	14	DE	11	1	71	11.5	0.82
2. Dee Ford	AU	SR	12	DE	10	1	96	10.5	0.88
3. Kelcy Quarles	SC	JR	12	DT	9	1	91	9.5	0.79
4. Kony Ealy	MO	JR	14	DE	9	1	59	9.5	0.68
5. Chris Smith	AR	SR	12	DE	7	3	71	8.5	0.71
6. Alvin Dupree	UK	JR	11	DE	5	4	48	7.0	0.64
7. Leonard Floyd	UG	FR	13	LB	6	1	55	6.5	0.50
8. Markus Golden	MO	JR	14	DL	6	1	43	6.5	0.46
9. Corey Miller	UT	SR	12	DL	6	1	42	6.5	0.54
10. Za'Darius Smith	UK	JR	12	DE	4	4	53	6.0	0.50

TACKLES FOR LOSS	Team	CI	G	Pos	Solo	Ast	Yds	Total	Avg/G
1. Michael Sam	MO	SR	14	DE	18	2	97	19.0	1.36
2. Kony Ealy	MO	JR	14	DE	13	3	70	14.5	1.04
3. Dee Ford	AU	SR	12	DE	13	3	101	14.5	1.21
4. Trey Flowers	AR	JR	11	DE	12	3	58	13.5	1.23
5. Kelcy Quarles	SC	JR	12	DT	13	1	112	13.5	1.12
6. Markus Golden	MO	JR	14	DL	12	2	62	13.0	0.93
7. Serderius Bryant	UM	JR	11	LB	12	1	58	12.5	1.14
8. Jordan Jenkins	UG	SO	13	LB	12	0	62	12.0	0.92
9. Jadeveon Clowney	SC	JR	11	DE	11	1	51	11.5	1.05
10. Chris Smith	AR	SR	12	DE	10	3	77	11.5	0.96

FUMBLES FORCED	Team	CI	G	Num	Avg/G
1. Kenny Ladler	VU	SR	13	5	0.38
2. Serderius Bryant	UM	JR	11	3	0.27
Trey Flowers	AR	JR	11	3	0.27
4. Mike Marry	UM	SR	13	3	0.23
5. Dante Fowler	UF	SO	12	3	0.25
6. Kony Ealy	MO	JR	14	3	0.21
7. Garrison Smith	UG	SR	13	2	0.15
A.J. Jefferson	MS	FR	13	2	0.15
Landon Collins	UA	SO	13	2	0.15
Cody Prewitt	UM	JR	13	2	0.15

FUMBLES RCVD	Team	CI	G
--------------	------	----	---



# RECORDS AND RESULTS

ALABAMA • ARKANSAS • AUBURN • FLORIDA • GEORGIA • KENTUCKY • LSU • OLE MISS

## NATIONAL CHAMPIONS

Year	Team	Poll
1951	Tennessee	AP, UPI
1957	Auburn	AP
1958	LSU	AP, UPI
1960	Ole Miss	FWAA
1961	Alabama	AP, UPI
1964	Alabama	AP, UPI
1964	#Arkansas	FWAA
1965	Alabama	AP, FWAA
1973	Alabama	UPI
1978	Alabama	AP, FWAA
1979	Alabama	AP, UPI, FWAA
1980	Georgia	AP, UPI, FWAA
1992	Alabama	AP, UPI, USA Today, FWAA
1996	Florida	AP, USA Today, FWAA
1998	Tennessee	AP, ESPN/USA Today, FWAA
2003	LSU	ESPN/USA Today
2006	Florida	ESPN/USA Today, AP
2007	LSU	ESPN/USA Today, AP
2008	Florida	ESPN/USA Today, AP
2009	Alabama	ESPN/USA Today, AP
2010	Auburn	ESPN/USA Today, AP
2011	Alabama	ESPN/USA Today/AP
2012	Alabama	ESPN/USA Today/AP

NOTE: #Arkansas was not a member of the SEC

## UNDEFEATED AND UNTIED TEAMS

(Regular Season Only)

YEAR	TEAM	W-L-T	PTS	OPP	BOWL	OPPONENT	SCORE
1934	Alabama	9-0-0	287	32	Rose	Stanford	29-13
1937	Alabama	9-0-0	225	20	Rose	California	0-13
1938	Tennessee	10-0-0	276	16	Orange	Oklahoma	17-0
1939	Tennessee	10-0-0	212	0	Rose	Southern Cal	0-14
1940	Tennessee	10-0-0	319	26	Sugar	Boston Coll.	13-19
1945	Alabama	9-0-0	396	66	Rose	Southern Cal	34-14
1946	Georgia	10-0-0	372	100	Sugar	North Carolina	20-10
1951	Tennessee	10-0-0	373	88	Sugar	Maryland	13-28
1952	Georgia Tech	11-0-0	301	52	Sugar	Ole Miss	24-7
1956	Tennessee	10-0-0	268	75	Sugar	Baylor	7-13
1957	Auburn	10-0-0	207	28	(None)		
1958	LSU	10-0-0	275	53	Sugar	Clemson	7-0
1961	Alabama	10-0-0	287	22	Sugar	Arkansas	10-3
1962	Ole Miss	9-0-0	230	40	Sugar	Arkansas	17-13
1964	Alabama	10-0-0	223	67	Orange	Texas	17-21
1966	Alabama	10-0-0	267	37	Sugar	Nebraska	34-7
1971	Alabama	11-0-0	362	84	Orange	Nebraska	6-38
1973	Alabama	11-0-0	454	89	Sugar	Notre Dame	23-24
1974	Alabama	11-0-0	318	83	Orange	Notre Dame	11-13
1979	Alabama	11-0-0	359	58	Sugar	Arkansas	24-9
1980	Georgia	11-0-0	316	127	Sugar	Notre Dame	17-10
1982	Georgia	11-0-0	315	133	Sugar	Penn State	23-27
1992	Alabama	12-0-0	332	109	Sugar	Miami	34-13
1993	Auburn	11-0-0	353	192	(None)		
1995	Florida	12-0-0	534	201	Fiesta	Nebraska	24-62
1998	Tennessee	12-0-0	431	189	Fiesta	Florida State	23-16
2004	Auburn	12-0-0	401	134	Sugar	Virginia Tech	16-13
2008	Alabama	12-0-0	422	200	Sugar	Utah	17-31
2009	Alabama	12-0-0	449	164	BCS Title	Texas	37-21
2009	Florida	12-0-0	502	174	Sugar	Cincinnati	51-24
2010	Auburn	12-0-0	577	337	BCS Title	Oregon	22-19
2012	LSU	12-0-0	500	158	BCS Title	Alabama	0-21

## SEC ALL-TIME FOOTBALL STANDINGS

(Regular season games against each other, 1933 through 2013)

SCHOOL	YEARS	GAMES	WON-LOST-TIED	PCT.	2013 SEC RECORD	
					RECORD	SCORE
Alabama	80	568	*383-165-20	.692	7-1	
Tennessee	80	528	*322-187-19	.629	2-6	
Texas A&M	2	16	10-6	.625	4-4	
Georgia	81	530	315-201-14	.608	5-3	
LSU	81	532	300-210-22	.585	5-3	
Florida	80	510	288-207-15	.579	3-5	
Missouri	2	16	9-7	.563	7-1	
Auburn	80	548	298-232-18	.560	7-1	
Ole Miss	80	525	248-262-15	.487	3-5	
Arkansas	22	176	*80-94-2	.460	0-8	
South Carolina	22	176	*79-96-1	.452	6-2	
Mississippi State	80	533	*175-346-12	.340	3-5	
Kentucky	80	527	156-359-12	.307	0-8	
Vanderbilt	81	535	*130-387-18	.260	4-4	

### FORMER MEMBERS

Georgia Tech	31	194	115-70-9	.616
Tulane	33	195	69-113-13	.387
Sewanee	8	37	0-37-0	.000

Note: Sewanee withdrew after the 1940 season, Georgia Tech after 1963 and Tulane after 1965. During World War II Alabama, Auburn, Florida, Kentucky, Ole Miss, Miss. State, Tennessee and Vanderbilt suspended football in 1943; Vanderbilt through '44. Appointed conference games of 1954, '58, '64, '65, '66, '67, '68 and the Alabama-Ole Miss games of 1980 and '81 are not included in these records or total points.

\*Includes forfeits imposed on Alabama by NCAA

## SEC FOOTBALL WINNING STREAKS

WINS	SCHOOL	YEARS	STREAK
28	Alabama	1991-93	Final 10 games of 1991 through first five games of 1993
28	Alabama	1978-80	Final nine games of 1978 through seventh game of 1980
23	Tennessee	1937-39	Final two games of 1937 through tenth game of 1939
22	Florida	2008-09	Final 10 games of 2008 through first 12 games of 2009
20	Alabama	1924-26	Final game of 1924 through ninth game of 1926
20	Auburn	1993-94	All 11 games of 1993 and first 9 games of 1994
19	Alabama	2009-10	All games of the 2009 season through first five of 2010
19	Alabama	1961-62	Entire 1961 season through eighth game of 1962
19	LSU	1957-59	Final game of 1957 through seventh game of 1959
18	Georgia Tech	1951-53	Final five games of 1951 through first game of 1953
17	Auburn	2009-11	Final game of 2009, all of 2010 and first two of 2011
17	Auburn	1956-58	Final four games of 1956 through third game of 1958
17	Georgia	1945-47	Final five games of 1945 through first game of 1947
15	Auburn	2003-04	Final two games of 2003 through 2004 season
15	Georgia	1979-81	Final game of 1979 through second game of 1981
14	LSU	2010-11	Final game of 2010 through first 13 games of 2011.
14	Tennessee	1998-99	All 13 games of 1998 through first game of 1999

Listing includes bowl games

NOTE: Arkansas recorded a 22-game winning streak from November 23, 1963 to January 1, 1966 as a member of the Southwest Conference.

## CONSECUTIVE SEC VICTORIES

WINS	SCHOOL	YEARS	STREAK
27	Alabama	1976-80	Final four SEC games in 1976 through fourth SEC game of 1980
24	Florida	1994-97	Final five SEC games in 1994 through fourth SEC game of 1997
23	Georgia	1980-83	All SEC games in 1980 through fifth SEC game of 1983
20	Alabama	1973-75	All SEC games in 1973 through sixth SEC game of 1975
20	Tennessee	1937-40	Final two SEC games of 1937 through 1940
18	Alabama	1991-93	Second SEC game of 1991 through third SEC game of 1993
16	Alabama	2008-09	All SEC regular season games during 2008 & 2009 seasons
15	Tennessee	1997-98	Last seven SEC games in 1997 through all SEC games in 1998
14	Alabama	1971-72	All SEC games in 1971 through all SEC games of 1972
14	Georgia Tech	1950-52	Final SEC game of 1950 through sixth SEC game of 1952
14	Auburn	1993-94	All SEC games in 1993 through sixth game of 1994
14	Florida	2008-09	Final six SEC games of 2008 plus all eight games in 2009
13	LSU	1935-37	All SEC games in 1935 through second SEC game of 1937
13	Ole Miss	1961-63	Final two SEC games of 1961 through fifth SEC game of 1963

Listing includes regular season games only

NOTE: Georgia Tech was a member of the Southeastern Conference from 1933-63.

# RECORDS AND RESULTS



MISSISSIPPI STATE • MISSOURI • SOUTH CAROLINA • TENNESSEE • TEXAS A&M • VANDERBILT

## NON-CONFERENCE RECORDS

(Does not include bowl games)

School	SINCE 1933					SINCE 2000					Current Streak*
	Games	Won	Lost	Tied	Pct.	Games	Won	Lost	Tied	Pct.	
Alabama	319	252	61	6	.799	52	41	11	0	.788	W21
Arkansas	76	61	15	0	.803	52	46	6	0	.885	L1
Auburn	322	241	73	8	.761	52	42	10	0	.808	W7
Florida	348	237	102	9	.693	52	42	10	0	.808	L3
Georgia	373	272	87	14	.748	52	46	6	0	.885	W3
Kentucky	332	225	98	9	.691	52	38	14	0	.731	W1
LSU	354	265	78	11	.764	52	50	2	0	.962	W45
Ole Miss	340	247	85	8	.738	52	38	14	0	.731	W5
Mississippi State	314	225	81	8	.729	52	35	17	0	.673	W3
Missouri	8	7	1	0	.875	8	7	1	0	.875	W4
South Carolina	76	57	19	0	.750	52	44	8	0	.846	W16
Tennessee	355	280	66	9	.801	52	43	9	0	.827	W1
Texas A&M	8	8	0	0	1.000	8	8	0	0	1.000	W8
Vanderbilt	315	190	116	9	.617	52	32	20	0	.615	W7
<b>TOTALS</b>	<b>3540</b>	<b>2567</b>	<b>882</b>	<b>91</b>	<b>.738</b>	<b>640</b>	<b>512</b>	<b>128</b>	<b>0</b>	<b>.800</b>	<b>---</b>

\* Current streak includes all non-conference games, including bowl games.

## SHUTOUTS IN THE SEC SINCE 1992

Which defenses in the SEC have posted the most shutouts since 1992:

Team	Total	Last
Alabama	24	10/19/13 vs. Arkansas (52-0)
Arkansas	6	9/9/06 vs. Utah State (20-0)
Auburn	14	8/30/08 vs. UL-Monroe (34-0)
Florida	10	11/17/12 vs. Jacksonville State (23-0)
Georgia	10	10/10/12 vs. Auburn (38-0)
Kentucky	5	9/5/09 vs. Miami, Ohio (42-0)
LSU	16	11/13/10 vs. UL-Monroe (51-0)
Ole Miss	12	9/22/11 vs. Tulane (39-0)
Mississippi State	7	9/25/99 vs. South Carolina (17-0)
Missouri	8	9/17/11 vs. Western Illinois (69-0)
South Carolina	7	8/28/08 vs. N.C. State (34-0)
Tennessee	16	8/31/13 vs. Austin Peay (45-0)
Texas A&M	9	9/11/04 vs. Wyoming (31-0)
Vanderbilt	4	11/3/12 vs. Kentucky (40-0)

## SEC'S BEST ROAD TEAMS SINCE 1992

Which SEC team has the best record away from home in league games since 1992 (includes neutral site games/does not include SEC Championship Game):

Team	W-L	Pct.
Florida	70-28	.714
Alabama	57-31	.648
Georgia	61-37-1	.621
Tennessee	52-36	.590
Auburn	49-37	.570
LSU	47-40-1	.540
South Carolina	35-53	.398
Arkansas	33-53-2	.386
Ole Miss	24-63	.276
Mississippi State	23-64-1	.267
Kentucky	23-65	.261
Vanderbilt	18-70	.205
Texas A&M	6-2	.750
Missouri	5-3	.625

## CLOSE LOSSES SINCE 2003

TEAM	TOTAL LOSSES	1-7 MARGIN	PCT.
Georgia	39	24	.615
Alabama	38	22	.579
LSU	27	14	.519
Florida	39	20	.513
South Carolina	51	22	.431
Arkansas	57	24	.421
Auburn	43	17	.395
Ole Miss	72	28	.389
Texas A&M	60	23	.383
Vanderbilt	79	30	.380
Tennessee	59	21	.356
Missouri	48	15	.313
Kentucky	80	24	.300
Mississippi State	74	17	.230

## EASTERN VS. WESTERN DIVISION

(Since 1992 • DOES NOT INCLUDE SEC CHAMPIONSHIP GAME)

EASTERN vs. Western		W	L	T	Pct.	Streak
Florida	39	25	0	0	.609	L1
Georgia	42	21	1	0	.664	L1
Kentucky	23	41	0	0	.359	L4
Missouri	2	2	0	0	.500	W2
South Carolina	24	39	1	0	.382	W3
Tennessee	36	27	1	0	.570	L7
Vanderbilt	12	52	0	0	.187	L2
<b>TOTALS</b>	<b>178</b>	<b>207</b>	<b>3</b>	<b>0</b>	<b>.463</b>	
WESTERN vs. Eastern		W	L	T	Pct.	Streak
Alabama	44	19	1	0	.695	W8
Arkansas	27	37	0	0	.422	L3
Auburn	39	24	1	0	.617	W2
LSU	33	30	1	0	.523	W1
Ole Miss	30	34	0	0	.469	L1
Mississippi State	32	32	0	0	.500	L1
Texas A&M	2	2	0	0	.500	L1
<b>TOTALS</b>	<b>207</b>	<b>178</b>	<b>3</b>	<b>0</b>	<b>.537</b>	

## SEC STATISTICAL TRENDS

Below are some statistical trends in the SEC since conference expansion in 1992 through the 2013 season (Averages per Game Only):

Category	1992	1993	1994	1995	1996	1997	1998	1999	2000	2001	2002	2003	2004	2005	2006	2007	2008	2009	2010	2011	2012	2013
Scoring Offense	21.7	24.7	26.3	27.1	24.6	25.7	25.9	24.9	26.4	27.7	25.6	27.3	25.0	24.1	25.4	30.3	25.6	28.4	31.0	27.3	30.4	31.7
Total Offense	335.1	367.2	366.9	376.7	344.7	372.6	376.4	349.5	364.8	399.2	360.4	376.9	368.9	348.3	351.6	385.9	342.9	378.6	400.2	355.0	402.4	432.5
Rushing Offense	167.4	169.8	165.1	153.7	144.7	137.9	144.0	127.7	140.9	154.1	163.9	157.8	166.6	141.4	140.5	168.4	147.1	175.8	175.2	161.1	168.4	197.0
Passing Offense	167.7	197.4	201.8	223.0	200.0	234.7	232.4	221.8	223.9	245.1	196.5	219.1	202.3	206.9	211.1	217.5	195.8	202.8	225.0	193.9	234.0	235.5
Percent Run	49.9%	46.2%	44.9%	40.8%	41.9%	37.0%	38.3%	36.5%	38.6%	38.6%	45.5%	41.9%	45.2%	40.6%	39.9%	43.6%	42.9%	46.4%	43.8%	45.4%	41.8%	45.5%
Percent Pass	50.1%	53.8%	55.1%	59.2%	58.1%	63.0%	61.7%	63.5%	61.4%	61.4%	54.5%	58.1%	54.8%	59.4%	60.1%	56.8%	57.1%	53.6%	56.2%	54.6%	58.2%	54.5%
Scoring Defense	18.8	19.6	21.7	22.5	20.9	21.2	22.3	21.0	22.2	23.7	21.2	22.5	21.2	20.7	19.4	23.8	20.5	20.8	23.7	20.7	23.0	24.8
Total Defense	315.1	329.9	340.9	349.0	320.3	339.1	349.5	322.4	337.1	372.5	329.2	346.6	336.9	327.6	315.0	352.9	309.4	328.7	350.3	320.7	361.3	379.8
Rushing Defense	145.8	146.1	151.4	141.6	131.7	121.6	132.9	107.3	128.8	140.7	143.1	137.7	149.5	131.7	128.4	147.4	122.3	140.7	141.2	143.8	140.2	161.0
Passing Defense	169.3	183.8	189.5	207.4	188.6	217.5	216.6	215.1	208.3	231.8	186.1	208.9	187.4	195.9	186.6	205.5	187.1	188.0	209.1	176.9	221.2	218.7
Percent Run	46.3%	44.3%	44.4%	40.6%	41.1%	35.9%	38.0%	33.3%	38.2%	37.8%	43.5%	39.7%	44.4%	40.2%	40.8%	41.8%	39.5%	42.8%	40.3%	44.8%	38.7%	42.4%
Percent Pass	53.7%	55.7%	55.6%	59.4%	58.9%	64.1%	62.0%	66.7%	61.8%	62.2%	56.5%	60.3%	55.6%	58.8%	59.2%	58.2%	60.5%	57.2%	59.7%	55.2%	61.3%	57.6%





# RECORDS AND RESULTS

ALABAMA • ARKANSAS • AUBURN • FLORIDA • GEORGIA • KENTUCKY • LSU • OLE MISS

## 2013 SEC NON-CONFERENCE RECORD

[54-12 (.818)] (Includes Bowl Games)

CONFERENCE	APP.	2013 W-L	PCT.	SINCE 1995*
American	5	3-2	.600	22-28 (.440) #
Atlantic Coast	11	7-4	.636	89-55 (.618)
Big Ten	4	3-1	.750	44-30 (.595)
Big 12	5	3-2	.600	36-25-1 (.581)
Conference USA	8	8-0	1.000	114-24 (.826)
Mid-American	6	6-0	1.000	52-5 (.911)
Mountain West	1	1-0	1.000	13-7 (.650)
Pac-12	2	1-1	.500	18-14 (.563)
Sun Belt	9	8-1	.889	133-7 (.950)
Western Athletic	1	1-0	1.000	47-7 (.870)
FBS Independent	0	0-0	-	46-16 (.742)
Non-FBS	14	13-1	.929	119-3 (.975)

\* using alignment during year played.

# formerly BIG EAST.

## SEC NON-CONFERENCE RECORD

(Since 1992)

YEAR	REGULAR SEASON			
	APP.	W-L	PCT.	BOWLS
1992	36	27-9	.750	5-1
1993	36	28-7-1	.792	2-2
1994	36	27-8-1	.764	3-2
1995	36	29-7	.806	2-4
1996	36	27-9	.750	5-0
1997	36	32-4	.889	5-1
1998	36	27-9	.750	4-4
1999	36	28-8	.778	4-4
2000	36	27-9	.750	4-5
2001	36	29-7	.806	5-3
2002	49	37-12	.755	3-4
2003	46	31-15	.674	5-2
2004	36	25-11	.694	3-3
2005	36	27-9	.750	3-3
2006	48	41-7	.854	6-3
2007	48	40-8	.825	7-2
2008	48	37-11	.771	6-2
2009	48	42-6	.875	6-4
2010	48	41-7	.854	5-5
2011	48	42-6	.875	5-2
2012	56	48-8	.857	6-3
2013	66	54-12	.818	7-3
<b>TOTALS</b>	<b>937</b>	<b>746-189-2</b>	<b>.797</b>	<b>101-62 (.619)</b>
<b>TOTAL w/BOWLS</b>	<b>1091</b>	<b>841-248-2</b>	<b>.772</b>	

## MOST PLAYED SEC RIVALRIES

GAMES	SERIES	SERIES RECORD	FIRST GAME	LAST GAME
117	Auburn vs. Georgia	Auburn 55-54-8	1892	2013
110	Ole Miss vs. Mississippi State	Ole Miss 61-43-6	1901	2013
109	Kentucky vs. Tennessee	Tennessee 76-24-9	1893	2013
#	Tennessee vs. Vanderbilt	(see below)	1896	2013
107	LSU vs. Mississippi State	LSU 71-33-3	1896	2013
104	Georgia vs. Georgia Tech	Georgia 63-37-5***	1893	2013
102	LSU vs. Ole Miss	LSU 58-40-4	1894	2013
98	Alabama vs. Mississippi State	Alabama 78-17-3	1896	2013
96	LSU vs. Tulane	LSU 67-22-7**	1893	2009
96	Alabama vs. Tennessee	Alabama 51-37-8	1901	2013
92	Auburn vs. Georgia Tech	Auburn 47-41-4*	1892	2005
##	Florida vs. Georgia	(see below)	1904/1915	2013
88	Ole Miss vs. Vanderbilt	Ole Miss 48-38-2	1894	2013
87	Auburn vs. Mississippi State	Auburn 61-24-2	1905	2013
86	Kentucky vs. Vanderbilt	Tied 41-41-4	1896	2013
83	Alabama vs. Vanderbilt	Alabama 61-18-4	1903	2011
83	Auburn vs. Florida	Auburn 43-38-2	1912	2011
78	Alabama vs. Auburn	Alabama 42-35-1	1893	2013
77	&Alabama vs. LSU	Alabama 48-25-5	1895	2013
70	Ole Miss vs. Tulane	Ole Miss 42-28	1893	2012
66	Alabama vs. Georgia	Alabama 37-25-4	1895	2012
64	Ole Miss vs. Tennessee	Tennessee 45-18-1	1902	2010

Note: List includes all games played through the 2013 season between teams that were at one time members of the SEC.

# Disagreement in series record. Tennessee records show 107 games (73-29-5 Tennessee), while Vanderbilt records show 108 games (73-30-5 Tennessee). Game in question is 1918. Tennessee records show no official varsity teams fielded in 1917-18.

## Disagreement in series record. Florida records show 91 games (49-40-2 Georgia), while Georgia records show 92 games (50-40-2 Georgia). Game in question is 1904. Florida records show the school fielded its first varsity football team in 1906.

\* Since Georgia Tech withdrew from the SEC following the 1963 season, Auburn-Georgia Tech series record is 17-8 (Auburn).

\*\* Since Tulane withdrew from the SEC following the 1965 season, LSU-Tulane series record is 28-4 (LSU).

\*\*\* Since Georgia Tech withdrew from the SEC following the 1963 season, Georgia-Georgia Tech series record is 34-11 (Georgia).

& Met twice during 2011: Once in regular season; once in BCS Championship Game.

## LONGEST UNINTERRUPTED SEC RIVALRIES

GAMES	SERIES	FIRST GAME
98	Ole Miss-Mississippi State	from 1915**
94	Tennessee-Kentucky	from 1919**
94	Auburn-Georgia	from 1919**
89	Georgia-Georgia Tech	from 1925
73	Alabama-Tennessee	from 1944**

\*\* - Neither team fielded a team in 1943 due to World War II.

## MOST CONSECUTIVE WINS OVER AN SEC OPPONENT

GAMES	SERIES	LENGTH
26	Tennessee over Kentucky	1985-2010
22	Alabama over Mississippi State	1958-1979
22	Tennessee over Vanderbilt	1983-2004
19	Vanderbilt over Ole Miss	1894-1938
17	LSU over Tulane	1956-1972

# RECORDS AND RESULTS



MISSISSIPPI STATE • MISSOURI • SOUTH CAROLINA • TENNESSEE • TEXAS A&M • VANDERBILT

## YEAR-BY-YEAR NON-CONFERENCE RECORD

(\* - Does not include bowl games)

YEAR	WON	LOST	TIE	PCT.
1933	37	13	4	.722
1934	35	17	2	.667
1935	40	15	1	.723
1936	39	14	6	.712
1937	38	14	4	.714
1938	36	18	0	.667
1939	45	14	2	.754
<b>1930s</b>	<b>270</b>	<b>105</b>	<b>19</b>	<b>.709</b>
1940	46	18	0	.719
1941	46	13	0	.780
1942	44	10	3	.798
1943	22	7	0	.759
1944	30	13	1	.693
1945	33	17	0	.660
1946	39	12	1	.760
1947	40	13	1	.750
1948	32	7	4	.791
1949	27	13	4	.659
<b>1940s</b>	<b>359</b>	<b>123</b>	<b>14</b>	<b>.738</b>
1950	37	12	2	.745
1951	37	9	1	.798
1952	38	9	1	.802
1953	31	17	1	.643
1954	27	15	2	.636
1955	31	10	1	.750
1956	28	9	3	.738
1957	22	9	2	.697
1958	33	10	0	.767
1959	36	7	1	.830
<b>1950s</b>	<b>320</b>	<b>107</b>	<b>14</b>	<b>.741</b>
1960	34	7	1	.821
1961	32	14	1	.691
1962	24	10	9	.663
1963	29	11	2	.714
1964	28	13	1	.679
1965	30	15	1	.663
1966	29	13	2	.682
1967	24	17	2	.581
1968	31	12	1	.716
1969	36	13	0	.735
<b>1960s</b>	<b>297</b>	<b>125</b>	<b>20</b>	<b>.695</b>
1970	35	14	1	.710
1971	41	9	0	.820
1972	33	11	0	.750
1973	34	11	3	.740
1974	43	11	3	.781
1975	32	21	1	.602
1976	30	31	1	.587
1977	26	22	1	.541
1978	31	20	2	.604
1979	23	29	1	.443
<b>1970s</b>	<b>328</b>	<b>169</b>	<b>13</b>	<b>.656</b>

YEAR	WON	LOST	TIE	PCT.
1980	34	20	0	.630
1981	32	22	1	.591
1982	38	18	1	.675
1983	38	16	3	.693
1984	38	15	3	.705
1985	40	10	5	.773
1986	40	15	2	.719
1987	38	17	2	.684
1988	27	18	0	.600
1989	30	10	0	.750
<b>1980s</b>	<b>356</b>	<b>161</b>	<b>17</b>	<b>.683</b>
1990	25	15	1	.623
1991	32	8	0	.800
1992	27	9	0	.750
1993	28	7	1	.792
1994	27	8	1	.764
1995	29	7	0	.806
1996	27	9	0	.750
1997	32	4	0	.889
1998	27	9	0	.750
1999	28	8	0	.778
<b>1990s</b>	<b>282</b>	<b>84</b>	<b>3</b>	<b>.768</b>
2000	27	9	0	.750
2001	29	7	0	.806
2002	37	12	0	.755
2003	31	15	0	.674
2004	25	11	0	.694
2005	27	9	0	.750
2006	41	7	0	.824
2007	40	8	0	.825
2008	37	11	0	.771
2009	42	6	0	.875
<b>2000s</b>	<b>336</b>	<b>95</b>	<b>0</b>	<b>.780</b>
2010	41	7	0	.854
2011	42	6	0	.875
2012	48	8	0	.857
2013	47	9	0	.839
<b>2010s</b>	<b>178</b>	<b>30</b>	<b>0</b>	<b>.856</b>

### NON-CONFERENCE RECORD SINCE 2000

The Southeastern Conference has the nation's top non-conference winning percentage (including bowl games) since 2000. The SEC is 529-159 (.769) against non-conference foes since 2000. In the regular season, the SEC has the top winning percentage (.804). Since 2000, the SEC has more bowl appearances (117) and bowl wins (72) than any other conference. The schools that currently comprise the SEC have appeared in 417 bowls (including 2013-14). That is by far the most of any conference in the nation. Since 2006, the SEC has posted a 10-6 record in BCS bowl games, more wins and a higher winning percentage (.625) than any other conference. One of the six losses was the 2012 BCS Championship Game versus another league member.



# RECORDS AND RESULTS

ALABAMA • ARKANSAS • AUBURN • FLORIDA • GEORGIA • KENTUCKY • LSU • OLE MISS

## SEC FOOTBALL CHAMPIONS

YEAR	CHAMPION	SEC	OVERALL	COACH
1933	Alabama	5-0-1	7-1-1	Frank Thomas
1934	Tulane	8-0	10-1	Ted Cox
	Alabama	7-0	10-0	Frank Thomas
1935	LSU	5-0	9-2	Bernie Moore
1936	LSU	6-0	9-1-1	Bernie Moore
1937	Alabama	6-0	9-1	Frank Thomas
1938	Tennessee	7-0	11-0	Bob Neyland
1939	Tennessee	6-0	10-1	Bob Neyland
	Georgia Tech	6-0	8-2	Bill Alexander
	Tulane	5-0	8-1-1	"Red" Dawson
1940	Tennessee	5-0	10-1	Bob Neyland
1941	Mississippi State	4-0-1	8-1-1	Allyn McKeen
1942	Georgia	6-1	11-1	Wally Butts
1943	Georgia Tech	3-0	7-4	Bill Alexander
1944	Georgia Tech	4-0	9-2	Bill Alexander
1945	Alabama	6-0	10-0	Frank Thomas
1946	Georgia	5-0	11-0	Wally Butts
	Tennessee	5-0	9-2	Bob Neyland
1947	Ole Miss	6-1	9-2	John Vaught
1948	Georgia	6-0	9-2	Wally Butts
1949	Tulane	5-1	7-2-1	Henry Frnka
1950	Kentucky	5-1	11-1	Paul Bryant
1951	Georgia Tech	7-0	11-0-1	Bobby Dodd
	*Tennessee	5-0	10-1	Bob Neyland
1952	Georgia Tech	6-0	12-0	Bobby Dodd
1953	Alabama	4-0-3	6-3-3	Red Drew
1954	Ole Miss	5-1	9-2	John Vaught
1955	Ole Miss	5-1	10-1	John Vaught
1956	Tennessee	6-0	10-1	Bowden Wyatt
1957	*Auburn	7-0	10-0	Ralph Jordan
1958	*LSU	6-0	11-0	Paul Dietzel
1959	Georgia	7-0	10-1	Wally Butts
1960	*Ole Miss	5-0-1	10-0-1	John Vaught
1961	*Alabama	7-0	11-0	Paul Bryant
	LSU	6-0	10-1	Paul Dietzel
1962	Ole Miss	6-0	10-0	John Vaught
1963	Ole Miss	5-0-1	7-1-2	John Vaught
1964	*Alabama	8-0	10-1	Paul Bryant
1965	*Alabama	6-1-1	9-1-1	Paul Bryant
1966	Alabama	6-0	11-0	Paul Bryant
	Georgia	6-0	10-1	Vince Dooley
1967	Tennessee	6-0	9-2	Doug Dickey
1968	Georgia	5-0-1	8-1-2	Vince Dooley
1969	Tennessee	5-1	9-2	Doug Dickey
1970	LSU	5-0	9-3	Charlie McClendon
1971	Alabama	7-0	11-1	Paul Bryant
1972	Alabama	7-1	10-2	Paul Bryant
1973	*Alabama	8-0	11-1	Paul Bryant
1974	Alabama	6-0	11-1	Paul Bryant
1975	Alabama	6-0	11-1	Paul Bryant
1976	Georgia	5-1	10-2	Vince Dooley
	Kentucky	5-1	9-3	Fran Curci
1977	Alabama	7-0	11-1	Paul Bryant
1978	*Alabama	6-0	11-1	Paul Bryant
1979	*Alabama	6-0	12-0	Paul Bryant
1980	*Georgia	6-0	12-0	Vince Dooley
1981	Georgia	6-0	10-2	Vince Dooley
	Alabama	6-0	9-2-1	Paul Bryant
1982	Georgia	6-0	11-1	Vince Dooley
1983	Auburn	6-0	11-1	Pat Dye
1984	Vacated			
1985	Tennessee	5-1	9-1-2	Johnny Majors
1986	LSU	5-1	9-3	Bill Arnsparger
1987	Auburn	5-0-1	9-1-2	Pat Dye
1988	Auburn	6-1	10-2	Pat Dye
	LSU	6-1	8-4	Mike Archer
1989	Alabama	6-1	10-2	Bill Curry
	Tennessee	6-1	11-1	Johnny Majors
	Auburn	6-1	10-2	Pat Dye
1990	Tennessee	5-1-1	9-2-2	Johnny Majors
1991	Florida	7-0	10-2	Steve Spurrier
1992	*Alabama	8-0	13-0	Gene Stallings
1993	Florida	7-1	11-2	Steve Spurrier
1994	Florida	7-1	10-2-1	Steve Spurrier
1995	Florida	8-0	12-1	Steve Spurrier
1996	*Florida	8-0	12-1	Steve Spurrier
1997	Tennessee	7-1	11-2	Phillip Fulmer
1998	*Tennessee	8-0	13-0	Phillip Fulmer
1999	Alabama	7-1	10-3	Mike DuBose

YEAR	CHAMPION	SEC	OVERALL	COACH
2000	Florida	7-1	10-3	Steve Spurrier
2001	LSU	5-3	10-3	Nick Saban
2002	Georgia	7-1	13-1	Mark Richt
2003	*LSU	7-1	13-1	Nick Saban
2004	Auburn	8-0	13-0	Tommy Tuberville
2005	Georgia	6-2	10-3	Mark Richt
2006	*Florida	7-1	13-1	Urban Meyer
2007	*LSU	6-2	12-2	Les Miles
2008	*Florida	7-1	13-1	Urban Meyer
2009	*Alabama	8-0	14-0	Nick Saban
2010	*Auburn	8-0	14-0	Gene Chizik
2011	LSU	8-0	13-1	Les Miles
2012	*Alabama	7-1	13-1	Nick Saban
2013	Auburn	7-1	12-2	Gus Malzahn

\*National Champion NOTE: Overall records include bowl games

### CHAMPIONSHIPS BY SCHOOL

Alabama	23	('33-34-37-45-53-61-64-65-66-71-72-73-74-75-77-78-79-81-89-92-99-09-12)
Tennessee	13	('38-39-40-46-51-56-67-69-85-89-90-97-98)
Georgia	12	('42-46-48-59-66-68-76-80-81-82-02-05)
LSU	11	('35-36-58-61-70-86-88-2001-03-07-11)
Florida	8	('91-93-94-95-96-2000-06-08)
Auburn	8	('57-83-87-88-89-04-10-13)
Ole Miss	6	('47-54-55-60-62-63)
# Georgia Tech	5	('39-43-44-51-52)
# Tulane	3	('34-39-49)
Kentucky	2	('50-76)
Mississippi State	1	('41)

# Denotes former member of the SEC

### SEC CHAMPIONSHIP COACHES

Paul Bryant (14)	Kentucky (1) 1950; Alabama (13) 1961-64-65-66-71-72-73-74-75-77-78-79-81
Johnny Vaught (6)	Ole Miss 1947-54-55-60-62-63
Vince Dooley (6)	Georgia 1966-68-76-80-81-82
Steve Spurrier (6)	Florida 1991-93-94-95-96-2000
Bob Neyland (5)	Tennessee 1938-39-40-46-51
Nick Saban (4)	LSU 2001-03; Alabama 2009-12
Frank Thomas (4)	Alabama 1933-34-37-45
Wally Butts (4)	Georgia 1942-46-48-59
Pat Dye (4)	Auburn 1983-87-88-89
Bill Alexander (3)	Georgia Tech 1939-43-44
Johnny Majors (3)	Tennessee 1985-89-90
Les Miles (2)	LSU 2007-11
Phillip Fulmer (2)	Tennessee 1997-98
Urban Meyer (2)	Florida 2006-08
Bernie Moore (2)	LSU 1935-36
Bobby Dodd (2)	Georgia Tech 1951-52
Paul Dietzel (2)	LSU 1958-61
Doug Dickey (2)	Tennessee 1967-69
Mark Richt (2)	Georgia 2002-05
Ted Cox (1)	Tulane 1934
Red Dawson (1)	Tulane 1939
Allyn McKeen (1)	Mississippi State 1941
Henry Frnka (1)	Tulane 1949
Red Drew (1)	Alabama 1953
Bowden Wyatt (1)	Tennessee 1956
Ralph Jordan (1)	Auburn 1957
Charlie McClendon (1)	LSU 1970
Fran Curci (1)	Kentucky 1976
Bill Arnsparger (1)	LSU 1986
Mike Archer (1)	LSU 1988
Bill Curry (1)	Alabama 1989
Gene Stallings (1)	Alabama 1992
Mike DuBose (1)	Alabama 1999
Tommy Tuberville (1)	Auburn 2004
Gene Chizik (1)	Auburn 2010
Gus Malzahn (1)	Auburn 2013



# RECORDS AND RESULTS



MISSISSIPPI STATE • MISSOURI • SOUTH CAROLINA • TENNESSEE • TEXAS A&M • VANDERBILT

## SEC ANNUAL FOOTBALL STANDINGS

Regular-Season Games only reflected in standings from 1933-2005 / \* - Indicates Tie for Conference or Division Title / # - Not Eligible for Title

1933							
School	Conference			Overall			
	W-L-T	Pct.	Pts.	Opp.	W-L-T	Pts.	Opp.
Alabama	5-0-1	.917	69	15	7-1-1	130	17
LSU	3-0-2	.800	73	20	7-0-3	176	27
Georgia	3-1-0	.750	53	33	8-2-0	148	86
Tennessee	5-2-0	.714	134	37	7-3-0	176	47
Tulane	4-2-1	.643	127	55	6-3-1	160	68
Auburn	2-2-0	.500	40	43	5-5-0	133	104
Ole Miss.	2-2-1	.500	78	66	6-3-2	167	79
Vanderbilt	2-2-2	.500	56	74	4-3-3	126	107
Florida	2-3-0	.400	58	53	5-3-1	114	53
Kentucky	2-3-0	.400	14	87	5-5-0	91	116
Georgia Tech	2-5-0	.286	62	55	5-5-0	117	63
Mississippi State	1-5-1	.214	39	143	3-6-1	69	149
Sewanee	0-6-0	.000	36	158	3-6-0	75	165

1934							
School	Conference			Overall			
	W-L-T	Pct.	Pts.	Opp.	W-L-T	Pts.	Opp.
*Tulane	8-0-0	1.000	148	49	9-1-0	195	69
*Alabama	7-0-0	1.000	223	32	9-0-0	287	32
Tennessee	5-1-0	.833	98	32	8-2-0	175	58
LSU	4-2-0	.667	133	41	7-2-2	172	77
Georgia	3-2-0	.600	51	33	7-3-0	141	56
Vanderbilt	4-3-0	.571	66	94	6-3-0	105	100
Florida	2-2-1	.500	52	74	6-3-1	113	110
Ole Miss.	2-3-1	.417	39	78	4-5-1	114	98
Kentucky	1-3-0	.250	30	73	5-5-0	123	86
Auburn	1-6-0	.143	37	87	2-8-0	58	107
Sewanee	0-4-0	.000	12	105	2-7-0	40	147
Mississippi State	0-5-0	.000	6	94	4-6-0	79	126
Georgia Tech	0-6-0	.000	42	125	1-9-0	56	187

1935							
School	Conference			Overall			
	W-L-T	Pct.	Pts.	Opp.	W-L-T	Pts.	Opp.
LSU	5-0-0	1.000	95	15	9-1-0	221	38
Vanderbilt	5-1-0	.833	103	42	7-3-0	179	68
Ole Miss.	3-1-0	.750	87	26	9-2-0	292	66
Auburn	5-2-0	.714	118	39	8-2-0	201	46
Alabama	4-2-0	.667	106	48	6-2-1	185	55
Tulane	3-3-0	.500	85	97	6-4-0	156	123
Kentucky	3-3-0	.500	80	68	5-4-0	167	94
Georgia Tech	3-4-0	.429	123	123	5-5-0	162	142
Mississippi State	2-3-0	.400	73	63	8-3-0	190	76
Tennessee	2-3-0	.400	34	84	4-5-0	98	155
Georgia	2-4-0	.333	54	81	6-4-0	169	88
Florida	1-6-0	.143	51	134	3-7-0	113	154
Sewanee	0-6-0	.000	0	189	2-7-0	15	228

1936							
School	Conference			Overall			
	W-L-T	Pct.	Pts.	Opp.	W-L-T	Pts.	Opp.
LSU	6-0-0	1.000	143	13	9-0-1	281	33
Alabama	5-0-1	.917	89	29	8-0-0	168	35
Auburn	4-1-1	.750	58	44	7-2-2	160	63
Tennessee	3-1-2	.667	79	25	6-2-2	147	52
Mississippi State	3-2-0	.600	101	25	7-2-1	220	25
Georgia	3-3-0	.500	74	133	5-4-1	115	159
Georgia Tech	3-3-1	.500	164	63	5-5-1	251	103
Tulane	2-3-1	.417	73	91	6-3-1	163	117
Vanderbilt	1-3-1	.300	33	59	3-5-1	115	87
Kentucky	1-3-0	.250	13	55	6-4-0	179	84
Florida	1-5-0	.167	40	98	4-6-0	99	125
Ole Miss.	0-3-1	.125	12	46	5-5-2	150	98
Sewanee	0-5-0	.000	13	211	0-6-1	20	230

1937							
School	Conference			Overall			
	W-L-T	Pct.	Pts.	Opp.	W-L-T	Pts.	Opp.
Alabama	6-0-0	1.000	145	20	9-0-0	225	20
LSU	5-1-0	.833	108	21	9-1-0	234	27
Auburn	4-1-2	.714	95	23	5-2-3	121	36
Vanderbilt	4-2-0	.667	80	36	7-2-0	121	42
Mississippi State	3-2-0	.600	42	94	5-4-1	119	117
Georgia Tech	3-2-1	.583	64	34	6-3-1	177	54
Tennessee	4-3-0	.571	130	47	6-3-1	189	47
Florida	3-4-0	.429	46	59	4-7-0	86	89
Tulane	2-3-1	.417	66	50	5-4-1	164	69
Georgia	1-2-2	.400	13	50	6-3-2	151	64
Ole Miss.	0-4-0	.000	14	68	4-5-1	127	106
Kentucky	0-5-0	.000	0	104	4-6-0	93	130
Sewanee	0-6-0	.000	7	204	2-7-0	78	213

1938							
School	Conference			Overall			
	W-L-T	Pct.	Pts.	Opp.	W-L-T	Pts.	Opp.
Tennessee	7-0-0	1.000	167	9	10-0-0	276	16
Alabama	4-1-1	.750	82	33	7-1-1	149	40
Tulane	4-1-1	.750	107	9	7-2-1	211	53
Ole Miss.	3-2-0	.600	85	73	9-2-0	232	120
Georgia Tech	2-1-3	.583	47	51	3-4-3	72	84
Vanderbilt	4-3-0	.571	54	49	6-3-0	86	49
Florida	2-2-1	.500	25	54	4-6-1	112	149
Auburn	3-3-1	.500	84	49	4-5-1	110	88
Georgia	1-2-1	.375	39	57	5-4-1	145	143
LSU	2-4-0	.333	58	83	6-4-0	160	89
Mississippi State	1-4-0	.200	41	98	4-6-0	123	131
Kentucky	0-4-0	.000	31	105	2-7-0	150	160
Sewanee	0-6-0	.000	9	159	1-8-0	59	213

1939							
School	Conference			Overall			
	W-L-T	Pct.	Pts.	Opp.	W-L-T	Pts.	Opp.
Tennessee	6-0-0	1.000	120	0	10-0-0	212	0
Georgia Tech	6-0-0	1.000	74	25	7-2-0	129	49
Tulane	5-0-0	1.000	128	26	8-0-1	181	46
Mississippi State	3-2-0	.600	47	32	8-2-0	216	32
Ole Miss.	2-2-0	.500	40	50	7-2-0	230	64
Kentucky	2-2-1	.500	47	58	6-2-1	161	64
Auburn	3-3-1	.500	48	40	5-5-1	71	69
Alabama	2-3-1	.417	53	47	5-3-1	101	53
Georgia	1-3-0	.250	12	35	5-6-0	113	98
LSU	1-5-0	.167	58	109	4-5-0	111	116
Vanderbilt	1-6-0	.143	57	120	2-7-1	96	165
Florida	0-3-1	.125	16	48	5-5-1	78	66
Sewanee	0-3-0	.000	7	117	3-5-0	43	150

1940							
School	Conference			Overall			
	W-L-T	Pct.	Pts.	Opp.	W-L-T	Pts.	Opp.
Tennessee	5-0-0	1.000	122	12	10-0-0	319	26
Mississippi State	4-0-1	.900	88	21	9-0-1	233	51
Ole Miss.	3-1-0	.750	60	46	9-2-0	251	100
Alabama	4-2-0	.667	89	80	7-2-0	166	80
Auburn	3-2-1	.583	89	70	6-4-1	170	153
LSU	3-3-0	.500	55	82	6-4-0	139	112
Georgia	2-3-1	.417	82	106	5-4-1	209	134
Florida	2-3-0	.400	48	81	5-5-0	136	141
Kentucky	1-2-2	.400	40	79	5-3-2	190	107
Tulane	1-3-0	.250	41	60	5-5-0	144	126
Vanderbilt	1-5-1	.214	55	91	3-6-1	101	98
Georgia Tech	1-5-0	.167	72	93	3-7-0	139	160
Sewanee	0-1-0	.000	0	20	3-5-0	132	125

1941							
School	Conference			Overall			
	W-L-T	Pct.	Pts.	Opp.	W-L-T	Pts.	Opp.
Mississippi State	4-0-1	.900	40	7	8-1-1	191	55
Tennessee	3-1-0	.750	61	29	8-2-0	182	73
Alabama	5-2-0	.714	105	51	8-2-0	234	64
Georgia	3-1-1	.700	75	44	8-1-1	279	59
Ole Miss.	2-1-1	.625	47	45	6-2-1	131	67
Vanderbilt	3-2-0	.600	81	82	8-2-0	260	89
LSU	2-2-2	.500	54	40	4-4-2	119	93
Tulane	2-3-0	.400	93	72	5-4-0	220	95
Georgia Tech	2-4-0	.333	62	96	3-6-0	82	130
Florida	1-3-0	.250	24	42	4-6-0	149	97
Auburn	0-4-1	.100	28	88	4-5-1	123	115
Kentucky	0-4-0	.000	35	109	5-4-0	151	154

1942							
School	Conference			Overall			
	W-L-T	Pct.	Pts.	Opp.	W-L-T	Pts.	Opp.
Georgia	6-1-0	.857	238	56	10-1-0	367	76
Georgia Tech	4-1-0	.800	89	48	9-1-0	212	73
Tennessee	4-1-0	.800	85	15	8-1-1	245	54
Mississippi State	5-2-0	.714	188	62	8-2-0	200	77
Alabama	4-2-0	.667	80	41	7-3-0	209	76
LSU	3-2-0	.600	62	70	7-3-0	192	117
Auburn	3-3-0	.500	79	60	6-4-1	174	133
Vanderbilt	2-4-0	.333	61	113	6-4-0	232	113
Florida	1-3-0	.250	25	121	3-7-0	106	185
Tulane	1-4-0	.200	47	113	4-5-0	121	154
Kentucky	0-5-0	.000	19	101	3-6-1	155	154
Ole Miss.	0-5-0	.000	33	136	2-7-0	132	163



# RECORDS AND RESULTS

ALABAMA • ARKANSAS • AUBURN • FLORIDA • GEORGIA • KENTUCKY • LSU • OLE MISS

1943						
School	Conference			Overall		
	W-L-T	Pct.	Pts.	Opp.	W-L-T	Pts.
Georgia Tech	3-0-0	1.000	123	7	7-3-0	280
Tulane	1-1-0	.500	27	33	3-3-0	92
LSU	2-2-0	.500	68	102	5-3-0	143
Georgia	0-3-0	.000	33	109	6-4-0	264
Vanderbilt	0-0-0	.000	0	0	5-0-0	145

1944						
School	Conference			Overall		
	W-L-T	Pct.	Pts.	Opp.	W-L-T	Pts.
Georgia Tech	4-0-0	1.000	119	13	8-2-0	241
Tennessee	5-0-1	.917	120	27	7-0-1	173
Georgia	4-2-0	.667	121	103	7-3-0	269
Alabama	3-1-2	.667	128	47	5-1-2	246
Mississippi State	3-2-0	.600	73	59	6-2-0	219
LSU	2-3-1	.417	79	80	2-5-1	92
Ole Miss	2-3-0	.400	59	95	2-6-0	77
Tulane	1-2-0	.333	29	72	4-3-0	113
Kentucky	1-5-0	.167	59	134	3-6-0	125
Florida	0-3-0	.000	18	104	4-3-0	106
Auburn	0-4-0	.000	47	118	4-4-0	181
Vanderbilt	0-0-0	.000	0	0	3-0-1	67

1945						
School	Conference			Overall		
	W-L-T	Pct.	Pts.	Opp.	W-L-T	Pts.
Alabama	6-0-0	1.000	265	60	9-0-0	396
Tennessee	3-1-0	.750	100	25	8-1-0	238
LSU	5-2-0	.714	172	80	7-2-0	245
Georgia	4-2-0	.667	164	66	8-2-0	294
Ole Miss	3-3-0	.500	68	112	4-5-0	100
Georgia Tech	2-2-0	.500	68	56	4-6-0	157
Mississippi State	2-3-0	.400	79	96	6-3-0	221
Auburn	2-3-0	.400	46	89	5-5-0	172
Vanderbilt	2-4-0	.333	40	175	3-6-0	71
Florida	1-3-1	.300	32	79	4-5-1	155
Tulane	1-3-1	.300	41	113	2-6-1	93
Kentucky	0-5-0	.000	38	162	2-8-0	96

1946						
School	Conference			Overall		
	W-L-T	Pct.	Pts.	Opp.	W-L-T	Pts.
Georgia	5-0-0	1.000	151	34	10-0-0	372
Tennessee	5-0-0	1.000	57	29	9-1-0	175
LSU	5-1-0	.833	140	101	9-1-0	240
Georgia Tech	4-2-0	.667	128	75	8-2-0	243
Mississippi State	3-2-0	.600	80	44	8-2-0	271
Alabama	4-3-0	.571	85	84	7-4-0	186
Vanderbilt	3-4-0	.429	66	43	5-4-0	108
Kentucky	2-3-0	.400	50	69	7-3-0	233
Tulane	2-4-0	.333	106	110	3-7-0	179
Auburn	1-5-0	.167	53	164	4-6-0	132
Ole Miss	1-6-0	.143	61	130	2-7-0	76
Florida	0-5-0	.000	46	140	0-9-0	104

1947						
School	Conference			Overall		
	W-L-T	Pct.	Pts.	Opp.	W-L-T	Pts.
Ole Miss	6-1-0	.857	157	82	8-2-0	256
Georgia Tech	4-1-0	.800	88	21	9-1-0	220
Alabama	5-2-0	.714	122	61	8-2-0	203
Mississippi State	2-2-0	.500	54	54	7-3-0	169
Georgia	3-3-0	.500	104	81	7-4-0	192
Vanderbilt	3-3-0	.500	72	58	6-4-0	182
Tulane	2-3-2	.429	88	100	2-5-2	94
LSU	2-3-1	.417	95	121	5-3-1	149
Kentucky	2-3-0	.400	53	40	7-3-0	151
Tennessee	2-3-0	.400	38	93	5-5-0	164
Auburn	1-5-0	.167	33	151	2-7-0	78
Florida	0-3-1	.125	33	75	4-5-1	125

1948						
School	Conference			Overall		
	W-L-T	Pct.	Pts.	Opp.	W-L-T	Pts.
Georgia	6-0-0	1.000	175	51	9-1-0	278
Ole Miss	6-1-0	.857	160	73	8-1-0	226
Tulane	5-1-0	.833	124	40	9-1-0	207
Vanderbilt	4-2-1	.643	170	67	8-2-1	328
Georgia Tech	4-3-0	.571	126	62	7-3-0	226
Alabama	4-4-1	.500	153	164	6-4-1	228
Mississippi State	3-3-0	.500	62	59	4-4-1	103
Tennessee	2-3-1	.417	59	77	4-4-2	140
Kentucky	1-3-1	.300	60	96	5-3-2	199
Florida	1-5-0	.167	78	153	5-5-0	213
LSU	1-5-0	.167	52	178	3-7-0	99
Auburn	0-7-0	.000	29	228	1-8-1	68

1949						
School	Conference			Overall		
	W-L-T	Pct.	Pts.	Opp.	W-L-T	Pts.
Tulane	5-1-0	.833	155	61	7-2-1	251
Kentucky	4-1-0	.800	126	6	9-2-0	304
Tennessee	4-1-1	.750	97	64	7-2-1	214
Georgia Tech	5-2-0	.714	134	99	7-3-0	197
LSU	4-2-0	.667	122	53	8-2-0	231
Alabama	4-3-1	.563	145	96	6-3-1	227
Vanderbilt	4-4-0	.500	144	170	5-5-0	177
Auburn	2-4-2	.375	114	168	2-4-3	134
Ole Miss	2-4-0	.333	107	151	4-5-1	246
Florida	1-4-1	.250	86	156	4-5-1	180
Georgia	1-4-1	.250	47	94	4-6-1	177
Mississippi State	0-6-0	.000	25	184	0-8-1	38

1950						
School	Conference			Overall		
	W-L-T	Pct.	Pts.	Opp.	W-L-T	Pts.
Kentucky	5-1-0	.833	157	48	10-1-0	380
Tennessee	4-1-0	.800	99	16	10-1-0	315
Alabama	6-2-0	.750	214	101	9-2-0	328
Tulane	3-1-1	.700	118	66	6-2-1	260
Georgia Tech	4-2-0	.667	89	95	5-6-0	182
Georgia	3-2-1	.583	65	44	6-2-3	158
Mississippi State	3-4-0	.429	95	123	4-5-0	169
LSU	2-3-2	.429	107	88	4-5-2	165
Vanderbilt	3-4-0	.429	128	178	7-4-0	252
Florida	2-4-0	.333	90	137	5-5-0	157
Ole Miss	1-5-0	.167	75	169	5-5-0	207
Auburn	0-7-0	.000	17	189	0-10-0	31

1951						
School	Conference			Overall		
	W-L-T	Pct.	Pts.	Opp.	W-L-T	Pts.
Georgia Tech	7-0-0	1.000	175	41	10-0-1	278
Tennessee	5-0-0	1.000	150	61	10-0-0	373
LSU	4-2-1	.643	63	71	7-3-1	128
Ole Miss	4-2-1	.643	181	130	6-3-1	254
Kentucky	3-3-0	.500	102	68	7-4-0	294
Auburn	3-4-0	.429	101	164	5-5-0	180
Vanderbilt	3-5-0	.375	147	167	6-5-0	201
Alabama	3-5-0	.375	116	140	5-6-0	263
Georgia	2-4-0	.333	73	97	5-5-0	176
Florida	2-4-0	.333	88	96	5-5-0	174
Mississippi State	2-5-0	.286	23	107	4-5-0	82
Tulane	1-5-0	.167	40	117	4-6-0	143

### \*APPOINTED CONFERENCE GAMES

While the SEC rule requiring six football games with member schools was in effect, 16 games with outside schools were appointed to serve as conference games to avoid a violation for the members. The won-lost records of these games are included in the annual conference standings, but the results are not included in the conference point totals.

- 1954 - Ole Miss vs. Arkansas, 0-6
- 1958 - Ole Miss vs. Houston, 56-7
- 1964 - Tulane vs. Miami, 0-21
- 1965 - Georgia vs. Clemson, 23-9
- Tennessee vs. S. Carolina, 24-3
- 1966 - Florida vs. Tulane, 31-10
- Georgia vs. N. Carolina, 28-3
- LSU vs. Tulane, 21-7
- Tennessee vs. S. Carolina, 29-17
- Vanderbilt vs. Tulane, 12-13
- 1967 - Georgia vs. Clemson, 24-17
- Vanderbilt vs. Tulane, 14-27
- 1968 - Florida vs. Tulane, 24-3
- LSU vs. TCU, 10-7
- LSU vs. Tulane, 34-10
- Miss. State vs. Tex. Tech, 28-28
- Vanderbilt vs. Tulane, 21-7

# RECORDS AND RESULTS



MISSISSIPPI STATE • MISSOURI • SOUTH CAROLINA • TENNESSEE • TEXAS A&M • VANDERBILT

School	1952 Conference			Overall		
	W-L-T	Pct.	Pts. Opp.	W-L-T	Pts.	Opp.
Georgia Tech.....	6-0-0	1.000	124 26	11-0-0	301	52
Tennessee.....	5-0-1	.917	142 36	8-1-1	259	63
Ole Miss.....	4-0-2	.833	122 69	8-0-2	237	96
Alabama.....	4-2-0	.667	121 85	9-2-0	264	133
Georgia.....	4-3-0	.571	108 131	7-4-0	226	208
Florida.....	3-3-0	.500	127 84	7-3-0	290	109
Mississippi State.....	3-4-0	.429	170 172	5-4-0	225	186
Tulane.....	3-5-0	.375	107 132	5-5-0	188	146
Kentucky.....	1-3-2	.333	75 121	5-4-2	161	173
LSU.....	2-5-0	.286	101 138	3-7-0	148	214
Vanderbilt.....	1-4-1	.250	55 145	3-5-2	151	199
Auburn.....	0-7-0	.000	75 188	2-8-0	139	208

School	1953 Conference			Overall		
	W-L-T	Pct.	Pts. Opp.	W-L-T	Pts.	Opp.
Alabama.....	4-0-3	.786	91 51	6-2-3	172	124
Georgia Tech.....	4-1-1	.750	140 44	8-2-1	246	92
Ole Miss.....	4-1-1	.750	129 62	7-2-1	236	113
Vanderbilt.....	4-1-1	.750	137 89	7-2-1	201	116
Auburn.....	4-2-1	.643	136 99	7-2-1	257	138
Mississippi State.....	3-1-3	.643	121 80	5-2-3	196	219
Tennessee.....	3-2-1	.583	95 80	6-4-1	240	153
LSU.....	2-3-3	.438	123 138	5-3-3	194	159
Florida.....	1-3-2	.333	69 79	3-5-2	200	113
Vanderbilt.....	1-5-0	.167	59 172	3-7-0	131	258
Georgia.....	1-5-0	.167	71 149	3-8-1	155	250
Tulane.....	0-7-0	.000	68 196	1-8-1	129	228

School	1954 Conference			Overall		
	W-L-T	Pct.	Pts. Opp.	W-L-T	Pts.	Opp.
*Ole Miss.....	5-1-0	.833	119 29	9-1-0	283	47
Georgia Tech.....	6-2-0	.750	145 63	7-3-0	175	91
Florida.....	5-2-0	.714	94 66	5-5-0	115	128
Kentucky.....	5-2-0	.714	90 95	7-3-0	151	125
Georgia.....	3-2-1	.583	40 69	6-3-1	89	89
Auburn.....	3-3-0	.500	124 54	7-3-0	243	73
Mississippi State.....	3-3-0	.500	58 47	6-4-0	192	120
Alabama.....	3-3-2	.500	74 74	4-5-2	123	104
LSU.....	2-5-0	.286	66 115	5-6-0	125	173
Tulane.....	1-6-1	.188	26 124	1-6-3	46	144
Vanderbilt.....	1-5-0	.167	68 91	2-7-0	134	169
Tennessee.....	1-5-0	.167	39 116	4-6-0	105	164

School	1955 Conference			Overall		
	W-L-T	Pct.	Pts. Opp.	W-L-T	Pts.	Opp.
Ole Miss.....	5-1-0	.833	135 73	9-1-0	251	97
Auburn.....	5-1-1	.786	123 92	8-1-1	211	98
Georgia Tech.....	4-1-1	.750	87 33	8-1-1	182	46
Tennessee.....	3-2-1	.583	74 57	6-3-1	188	92
Vanderbilt.....	4-3-0	.571	123 66	7-3-0	215	73
Mississippi State.....	4-4-0	.500	120 135	6-4-0	173	142
Kentucky.....	3-3-1	.500	89 108	6-3-1	178	131
Tulane.....	3-3-1	.500	101 94	5-4-1	163	136
LSU.....	2-3-1	.417	106 81	3-5-2	139	149
Florida.....	3-5-0	.375	77 119	4-6-0	111	126
Georgia.....	2-5-0	.286	91 123	4-6-0	173	170
Alabama.....	0-7-0	.000	36 181	0-10-0	48	256

School	1956 Conference			Overall		
	W-L-T	Pct.	Pts. Opp.	W-L-T	Pts.	Opp.
Tennessee.....	6-0-0	1.000	139 28	10-0-0	268	75
Georgia Tech.....	7-1-0	.875	211 26	9-1-0	227	33
Florida.....	5-2-0	.714	124 58	6-3-1	158	98
Ole Miss.....	4-2-0	.667	122 68	7-3-0	207	82
Auburn.....	4-3-0	.571	108 110	7-3-0	174	117
Kentucky.....	4-4-0	.500	72 105	6-4-0	119	105
Tulane.....	3-3-0	.500	56 83	6-4-0	124	123
Vanderbilt.....	2-5-0	.286	72 91	5-5-0	147	113
Alabama.....	2-5-0	.286	53 152	2-7-1	85	208
Mississippi State.....	2-5-0	.286	104 119	4-6-0	148	152
LSU.....	1-5-0	.167	50 158	3-7-0	104	197
Georgia.....	1-6-0	.143	30 143	3-6-1	66	162

School	1957 Conference			Overall		
	W-L-T	Pct.	Pts. Opp.	W-L-T	Pts.	Opp.
Auburn.....	7-0-0	1.000	90 7	10-0-0	207	28
Ole Miss.....	5-0-1	.917	128 26	8-1-1	232	52
Mississippi State.....	4-2-1	.643	118 81	6-2-1	175	100
Florida.....	4-2-1	.643	92 70	6-2-1	133	70
Tennessee.....	4-3-0	.571	82 62	7-3-0	161	75
Vanderbilt.....	3-3-1	.500	47 81	5-3-2	113	108
LSU.....	4-4-0	.500	126 76	5-5-0	159	110
Georgia Tech.....	3-4-1	.438	62 71	4-4-2	75	71
Georgia.....	3-4-0	.429	72 71	3-7-0	93	150
Tulane.....	1-5-0	.167	41 135	2-8-0	94	195
Alabama.....	1-6-1	.188	40 143	2-7-1	69	173
Kentucky.....	1-7-0	.125	48 120	3-7-0	128	127

School	1958 Conference			Overall		
	W-L-T	Pct.	Pts. Opp.	W-L-T	Pts.	Opp.
LSU.....	6-0-0	1.000	138 23	10-0-0	275	53
Auburn.....	6-0-1	.929	102 40	9-0-1	173	62
*Ole Miss.....	4-2-0	.667	83 46	8-2-0	215	65
Vanderbilt.....	2-1-3	.583	45 30	5-2-3	131	71
Tennessee.....	4-3-0	.571	64 77	4-6-0	77	122
Alabama.....	3-4-1	.438	63 69	5-4-1	106	75
Kentucky.....	3-4-1	.438	65 109	5-4-1	136	115
Florida.....	2-3-1	.417	66 56	6-3-1	171	93
Georgia Tech.....	2-3-1	.417	53 60	5-4-1	98	91
Georgia.....	2-4-0	.333	70 64	4-6-0	196	114
Tulane.....	1-5-0	.167	35 148	3-7-0	195	189
Mississippi State.....	1-6-0	.143	61 123	3-6-0	127	129

School	1959 Conference			Overall		
	W-L-T	Pct.	Pts. Opp.	W-L-T	Pts.	Opp.
Georgia.....	7-0-0	1.000	123 53	9-1-0	214	89
LSU.....	5-1-0	.833	79 23	9-1-0	164	29
Ole Miss.....	5-1-0	.833	184 21	9-1-0	329	21
Alabama.....	4-1-2	.714	65 45	7-1-2	95	52
Auburn.....	4-3-0	.571	90 33	7-3-0	174	58
Vanderbilt.....	3-2-2	.571	57 79	5-3-2	138	106
Georgia Tech.....	3-3-0	.500	76 69	6-4-0	129	107
Tennessee.....	3-4-1	.438	60 111	5-4-1	112	118
Florida.....	2-4-0	.333	60 62	5-4-1	169	107
Kentucky.....	1-6-0	.143	45 97	4-6-0	140	107
Tulane.....	0-5-1	.083	39 143	3-6-1	94	176
Mississippi State.....	0-7-0	.000	19 161	2-7-0	96	198

School	1960 Conference			Overall		
	W-L-T	Pct.	Pts. Opp.	W-L-T	Pts.	Opp.
Ole Miss.....	5-0-1	.917	138 37	9-0-1	266	64
Florida.....	5-1-0	.833	93 57	8-2-0	144	74
Alabama.....	5-1-1	.786	81 47	8-1-1	180	53
Auburn.....	5-2-0	.714	68 52	8-2-0	155	80
Tennessee.....	3-2-2	.571	85 58	6-2-2	209	79
Georgia.....	4-3-0	.571	88 95	6-4-0	174	118
Georgia Tech.....	4-4-0	.500	102 78	5-5-0	118	97
LSU.....	2-3-1	.417	42 37	5-4-1	105	50
Kentucky.....	2-4-1	.357	79 81	5-4-1	206	81
Tulane.....	1-4-1	.250	57 84	3-6-1	132	139
Mississippi State.....	0-5-1	.084	41 96	2-6-1	101	119
Vanderbilt.....	0-7-0	.000	7 159	3-7-0	74	193

School	1961 Conference			Overall		
	W-L-T	Pct.	Pts. Opp.	W-L-T	Pts.	Opp.
Alabama.....	7-0-0	1.000	178 15	10-0-0	287	22
LSU.....	6-0-0	1.000	143 27	9-1-0	234	50
Ole Miss.....	5-1-0	.833	176 33	9-1-0	326	40
Tennessee.....	4-3-0	.571	128 114	6-4-0	221	149
Georgia Tech.....	4-3-0	.571	90 43	7-3-0	162	50
Florida.....	3-3-0	.500	57 92	4-5-1	97	146
Auburn.....	3-4-0	.429	94 109	6-4-0	174	137
Kentucky.....	2-4-0	.333	81 101	5-5-0	138	123
Georgia.....	2-5-0	.286	60 128	3-7-0	84	177
Mississippi State.....	1-5-0	.167	34 112	5-5-0	111	135
Tulane.....	1-5-0	.167	20 175	2-8-0	60	225
Vanderbilt.....	1-6-0	.143	51 163	2-8-0	95	220





# RECORDS AND RESULTS

ALABAMA • ARKANSAS • AUBURN • FLORIDA • GEORGIA • KENTUCKY • LSU • OLE MISS

## 1962

School	Conference			Overall			
	W-L-T	Pct.	Pts.	Opp.	W-L-T	Pts.	Opp.
Ole Miss.....	6-0-0	1.000	117	19	9-0-0	230	40
Alabama.....	6-1-0	.857	187	27	9-1-0	272	39
LSU.....	5-1-0	.833	113	25	8-1-1	162	34
Georgia Tech.....	5-2-0	.714	141	51	7-2-1	201	83
Florida.....	4-2-0	.667	106	74	6-4-0	204	132
Auburn.....	4-3-0	.571	88	134	6-3-1	173	168
Georgia.....	2-3-1	.417	68	123	3-4-3	109	174
Kentucky.....	2-3-1	.417	32	54	3-5-2	85	101
Mississippi State.....	2-5-0	.286	60	101	3-6-0	76	132
Tennessee.....	2-6-0	.250	108	120	4-6-0	179	134
Vanderbilt.....	1-6-0	.143	34	141	1-9-0	62	215
Tulane.....	0-7-0	.000	43	228	0-10-0	76	293

## 1963

School	Conference			Overall			
	W-L-T	Pct.	Pts.	Opp.	W-L-T	Pts.	Opp.
Ole Miss.....	5-0-1	.917	146	27	7-0-2	207	33
Auburn.....	6-1-0	.857	119	74	9-1-0	189	103
Alabama.....	6-2-0	.750	177	63	8-2-0	215	88
Mississippi State.....	4-1-2	.714	96	65	6-2-2	169	82
LSU.....	4-2-0	.667	78	57	7-3-0	135	98
Georgia Tech.....	4-3-0	.571	101	76	7-3-0	173	89
Florida.....	3-3-1	.500	61	71	6-3-1	130	120
Tennessee.....	3-5-0	.375	85	108	5-5-0	168	121
Georgia.....	2-4-0	.333	61	95	4-5-1	133	151
Vanderbilt.....	0-5-2	.143	23	113	1-7-2	73	146
Kentucky.....	0-5-1	.083	41	109	3-6-1	142	168
Tulane.....	0-6-1	.071	23	153	1-8-1	43	191

## 1964

School	Conference			Overall			
	W-L-T	Pct.	Pts.	Opp.	W-L-T	Pts.	Opp.
Alabama.....	8-0-0	1.000	188	60	10-0-0	233	67
Georgia.....	4-2-0	.667	52	59	6-3-1	123	98
Florida.....	4-2-0	.667	101	64	7-3-0	181	98
Kentucky.....	4-2-0	.667	95	97	5-5-0	150	194
LSU.....	4-2-1	.643	83	70	7-2-1	115	79
Auburn.....	3-3-0	.500	43	65	6-4-0	123	91
Ole Miss.....	2-4-1	.357	113	104	5-4-1	210	113
Mississippi State.....	2-5-0	.286	82	102	4-6-0	155	143
Vanderbilt.....	1-4-1	.250	37	67	3-6-1	79	122
Tennessee.....	1-5-1	.214	32	87	4-5-1	80	121
*Tulane.....	1-5-0	.167	31	82	3-7-0	79	147

## 1965

School	Conference			Overall			
	W-L-T	Pct.	Pts.	Opp.	W-L-T	Pts.	Opp.
Alabama.....	6-1-1	.813	161	65	8-1-1	217	79
Auburn.....	4-1-1	.750	113	115	5-4-1	165	162
Florida.....	4-2-0	.667	126	76	7-3-0	221	129
Tennessee.....	3-1-2	.667	73	40	7-1-2	193	92
Ole Miss.....	5-3-0	.625	129	77	6-4-0	166	108
LSU.....	3-3-0	.500	144	109	7-3-0	251	157
Kentucky.....	3-3-0	.500	120	90	6-4-0	202	160
Georgia.....	3-3-0	.500	81	90	6-4-0	186	158
Vanderbilt.....	1-5-0	.167	40	125	2-7-1	85	180
Tulane.....	1-5-0	.167	37	192	2-8-0	71	268
Mississippi State.....	1-5-0	.167	78	123	4-6-0	202	172

## 1966

School	Conference			Overall			
	W-L-T	Pct.	Pts.	Opp.	W-L-T	Pts.	Opp.
*Alabama.....	6-0-0	1.000	149	37	10-0-0	267	37
**Georgia.....	6-0-0	1.000	104	58	9-1-0	211	89
*Florida.....	5-1-0	.800	109	68	8-2-0	238	135
Ole Miss.....	5-2-0	.714	116	33	8-2-0	170	46
Tennessee.....	4-2-0	.667	101	44	7-3-0	222	87
*LSU.....	3-3-0	.500	54	73	5-4-1	135	124
Kentucky.....	2-4-0	.333	65	119	3-6-1	107	196
Auburn.....	1-5-0	.167	60	127	4-6-0	104	162
Mississippi State.....	0-6-0	.000	45	129	2-8-0	75	176
Vanderbilt.....	0-6-0	.000	16	131	1-9-0	72	237

## 1967

School	Conference			Overall			
	W-L-T	Pct.	Pts.	Opp.	W-L-T	Pts.	Opp.
Tennessee.....	6-0-0	1.000	146	68	9-1-0	259	115
Alabama.....	5-1-0	.833	96	61	8-1-1	188	111
Florida.....	4-2-0	.667	123	120	6-4-0	201	161
*Georgia.....	4-2-0	.667	114	53	7-3-0	250	105
Ole Miss.....	4-2-1	.643	120	97	6-3-1	174	151
LSU.....	3-2-1	.583	155	50	6-3-1	248	114
Auburn.....	3-3-0	.500	126	79	6-4-0	237	123
Kentucky.....	1-6-0	.143	65	187	2-8-0	111	230
*Vanderbilt.....	0-6-0	.000	71	143	2-7-1	165	241
Mississippi State.....	0-6-0	.000	10	168	1-9-0	49	259

## 1968

School	Conference			Overall			
	W-L-T	Pct.	Pts.	Opp.	W-L-T	Pts.	Opp.
Georgia.....	5-0-1	.917	173	47	8-0-2	282	98
Tennessee.....	4-1-1	.750	106	68	8-1-1	248	110
Alabama.....	4-2-0	.667	108	63	8-2-0	174	104
LSU.....	4-2-0	.667	64	62	7-3-0	190	144
Auburn.....	4-2-0	.667	123	75	6-4-0	223	149
*Florida.....	3-2-1	.583	74	117	6-3-1	151	179
Ole Miss.....	3-2-1	.583	91	115	6-3-1	178	180
Vanderbilt.....	2-3-1	.417	40	87	5-4-1	163	147
*Mississippi State.....	0-4-2	.167	60	114	0-8-2	146	260
Kentucky.....	0-7-0	.000	59	150	3-7-0	141	206

## 1969

School	Conference			Overall			
	W-L-T	Pct.	Pts.	Opp.	W-L-T	Pts.	Opp.
Tennessee.....	5-1-0	.833	174	127	9-1-0	315	165
LSU.....	4-1-0	.800	162	77	9-1-0	349	91
Auburn.....	5-2-0	.714	238	123	8-2-0	363	137
Florida.....	3-1-1	.700	144	112	8-1-1	329	187
Ole Miss.....	4-2-0	.667	178	105	7-3-0	307	140
Georgia.....	2-3-1	.417	106	79	5-4-1	212	101
Vanderbilt.....	2-3-0	.400	11	137	4-6-0	242	264
Alabama.....	2-4-0	.333	121	175	6-4-0	281	221
Kentucky.....	1-6-0	.143	61	224	2-8-0	104	295
Mississippi State.....	0-5-0	.000	95	231	3-7-0	193	385

## 1970

School	Conference			Overall			
	W-L-T	Pct.	Pts.	Opp.	W-L-T	Pts.	Opp.
LSU.....	5-0-0	1.000	144	49	9-2-0	277	96
Tennessee.....	4-1-0	.800	154	49	10-1-0	336	103
Auburn.....	5-2-0	.800	247	128	8-2-0	355	149
Ole Miss.....	4-2-0	.667	156	157	7-3-0	285	220
Florida.....	3-3-0	.500	118	190	7-4-0	224	256
Georgia.....	3-3-0	.500	131	85	5-5-0	242	153
Alabama.....	3-4-0	.429	176	151	6-5-0	310	240
Mississippi State.....	3-4-0	.429	72	189	6-5-0	171	264
Vanderbilt.....	1-5-0	.167	60	159	4-7-0	201	213
Kentucky.....	0-7-0	.000	72	173	2-9-0	131	233

## 1971

School	Conference			Overall			
	W-L-T	Pct.	Pts.	Opp.	W-L-T	Pts.	Opp.
Alabama.....	7-0-0	1.000	238	45	11-0-0	362	84
Auburn.....	5-1-0	.833	160	94	9-1-0	313	142
Georgia.....	5-1-0	.833	200	56	10-1-0	353	112
Ole Miss.....	4-2-0	.667	147	127	9-2-0	322	204
Tennessee.....	4-2-0	.667	94	76	9-2-0	256	108
LSU.....	3-2-0	.600	122	61	8-3-0	320	138
Vanderbilt.....	1-5-0	.167	70	146	4-6-1	136	208
Florida.....	1-6-0	.143	79	232	4-7-0	174	298
Kentucky.....	1-6-0	.143	84	186	3-8-0	144	284
Mississippi State.....	1-7-0	.125	80	251	2-9-0	120	311

## 1972

School	Conference			Overall			
	W-L-T	Pct.	Pts.	Opp.	W-L-T	Pts.	Opp.
Alabama.....	7-1-0	.875	258	97	10-1-0	393	133
Auburn.....	6-1-0	.857	120	103	9-1-0	185	138
LSU.....	4-1-1	.750	114	75	9-1-1	235	121
Tennessee.....	4-2-0	.667	94	44	9-2-0	273	83
Georgia.....	4-3-0	.571	82	96	7-4-0	174	163
Florida.....	3-3-1	.500	121	76	5-5-1	218	144
Ole Miss.....	2-5-0	.286	124	104	5-5-0	192	142
Kentucky.....	2-5-0	.286	45	141	3-8-0	131	232
Mississippi State.....	1-6-0	.143	81	202	4-7-0	197	254
Vanderbilt.....	0-6-0	.000	60	161	3-8-0	129	243

## 1973

School	Conference			Overall			
	W-L-T	Pct.	Pts.	Opp.	W-L-T	Pts.	Opp.
Alabama.....	8-0-0	1.000	268	70	11-0-0	454	89
LSU.....	5-1-0	.833	156	72	9-2-0	258	153
Ole Miss.....	4-3-0	.571	124	137	6-5-0	202	177
Tennessee.....	3-3-0	.500	127	136	8-3-0	272	219
Florida.....	3-4-0	.429	82	141	7-4-0	180	171
Kentucky.....	3-4-0	.429	148	130	5-6-0	226	196
Georgia.....	3-4-0	.429	128	114	6-4-1	207	150
Auburn.....	2-5-0	.286	73	140	6-5-0	153	159
Mississippi State.....	2-5-0	.286	133	205	4-5-2	219	255
Vanderbilt.....	1-5-0	.167	87	181	5-6-0	181	262

# RECORDS AND RESULTS



MISSISSIPPI STATE • MISSOURI • SOUTH CAROLINA • TENNESSEE • TEXAS A&M • VANDERBILT

1974						
School	Conference			Overall		
	W-L-T	Pct.	Pts.	Opp.	W-L-T	Pts.
Alabama	6-0-0	1.000	168	50	11-0-0	318
Auburn	4-2-0	.667	120	88	9-2-0	260
Georgia	4-2-0	.667	155	122	6-5-0	317
Kentucky	3-3-0	.500	139	128	6-5-0	248
Florida	3-3-0	.500	128	123	8-3-0	251
Mississippi State	3-3-0	.500	109	121	8-3-0	301
Vanderbilt	2-3-1	.417	122	144	7-3-1	307
Tennessee	2-3-1	.417	90	144	6-3-2	204
LSU	2-4-0	.333	77	91	5-5-1	202
Ole Miss	0-6-0	.000	65	192	3-8-0	135

1975						
School	Conference			Overall		
	W-L-T	Pct.	Pts.	Opp.	W-L-T	Pts.
Alabama	6-0-0	1.000	174	40	10-1-0	361
Ole Miss	5-1-0	.833	104	78	6-5-0	170
Georgia	5-1-0	.833	147	70	9-2-0	289
Florida	5-1-0	.833	182	47	9-2-0	302
Tennessee	3-3-0	.500	89	110	7-5-0	253
Vanderbilt	2-4-0	.333	47	156	7-4-0	119
f-LSU	2-4-0	.333	62	128	5-6-0	159
f-Auburn	2-4-0	.333	80	138	4-6-1	174
Kentucky	0-6-0	.000	59	131	2-8-1	132
f-Mississippi State	0-6-0	.000	70	116	2-9-0	165

f-Includes forfeit imposed on Miss. St. by NCAA & SEC

1976						
School	Conference			Overall		
	W-L-T	Pct.	Pts.	Opp.	W-L-T	Pts.
*Georgia	5-1-0	.833	183	55	10-1-0	324
f-*Kentucky	5-1-0	.833	84	61	8-3-0	188
Alabama	5-2-0	.714	169	99	8-3-0	291
Florida	4-2-0	.667	142	159	8-3-0	314
f-Ole Miss	4-3-0	.571	68	142	6-5-0	153
f-LSU	3-3-0	.500	138	118	7-3-1	255
f-Auburn	3-3-0	.500	93	146	4-7-0	194
Tennessee	2-4-0	.333	104	101	6-5-0	237
Vanderbilt	0-6-0	.000	47	167	2-9-0	131
f-Mississippi State	0-6-0	.000	138	118	0-11-0	269

f-Includes forfeit imposed on Miss. St. by NCAA & SEC

1977						
School	Conference			Overall		
	W-L-T	Pct.	Pts.	Opp.	W-L-T	Pts.
Alabama	7-0-0	1.000	209	76	10-1-0	345
Kentucky	6-0-0	1.000	152	50	10-1-0	252
f-Auburn	5-1-0	.833	131	130	6-5-0	204
LSU	4-2-0	.667	135	131	8-3-0	375
Florida	3-3-0	.500	108	135	6-4-1	251
f-Ole Miss	3-4-0	.429	145	143	6-5-0	208
Georgia	2-4-0	.333	79	132	5-6-0	157
Tennessee	1-5-0	.167	112	136	4-7-0	229
Vanderbilt	0-6-0	.000	67	172	2-9-0	141
f-Mississippi State	0-6-0	.000	105	138	0-11-0	193

f-Includes forfeit imposed on Mississippi State by NCAA & SEC

1978						
School	Conference			Overall		
	W-L-T	Pct.	Pts.	Opp.	W-L-T	Pts.
Alabama	6-0-0	1.000	204	97	10-1-0	331
Georgia	5-0-1	.917	160	90	9-1-1	268
Auburn	3-2-1	.583	129	104	6-4-1	238
LSU	3-3-0	.500	126	100	8-3-0	264
Tennessee	3-3-0	.500	159	139	5-5-1	251
Florida	3-3-0	.500	38	104	4-7-0	249
Kentucky	2-4-0	.333	123	104	4-6-1	193
Ole Miss	2-4-0	.333	107	154	5-6-0	181
Mississippi State	2-4-0	.333	71	137	6-5-0	232
Vanderbilt	0-6-0	.000	72	260	2-9-0	164

1979						
School	Conference			Overall		
	W-L-T	Pct.	Pts.	Opp.	W-L-T	Pts.
Alabama	6-0-0	1.000	185	45	11-0-0	359
Georgia	5-1-0	.833	142	94	6-5-0	206
Auburn	4-2-0	.667	153	124	8-3-0	300
LSU	4-2-0	.667	106	73	6-5-0	241
Tennessee	3-3-0	.500	132	143	7-4-0	289
Kentucky	3-3-0	.500	116	79	5-6-0	180
Ole Miss	3-3-0	.500	169	123	4-7-0	251
Mississippi State	2-4-0	.333	74	92	3-8-0	162
Vanderbilt	0-6-0	.000	96	262	1-10-0	179
Florida	0-6-0	.000	39	167	0-10-1	106

1980						
School	Conference			Overall		
	W-L-T	Pct.	Pts.	Opp.	W-L-T	Pts.
Georgia	6-0-0	1.000	169	78	11-0-0	316
Mississippi State	5-1-0	.833	143	104	9-2-0	284
^Alabama	5-1-0	.833	178	31	9-2-0	322
LSU	4-2-0	.667	138	133	7-4-0	213
Florida	4-2-0	.667	102	93	7-4-0	221
Tennessee	3-3-0	.500	162	90	5-6-0	256
^Ole Miss	2-4-0	.333	101	123	3-8-0	263
Kentucky	1-5-0	.167	70	161	3-8-0	167
Auburn	0-6-0	.000	87	173	5-6-0	235
Vanderbilt	0-6-0	.000	51	215	2-9-0	140

^ Alabama-Ole Miss game does not count in standings.

1981						
School	Conference			Overall		
	W-L-T	Pct.	Pts.	Opp.	W-L-T	Pts.
*Georgia	6-0-0	1.000	205	62	11-0-0	352
^*Alabama	6-0-0	1.000	150	70	9-1-1	284
Mississippi State	4-2-0	.667	122	76	7-4-0	278
Florida	3-3-0	.500	145	93	7-4-0	278
Tennessee	3-3-0	.500	105	164	7-4-0	216
Auburn	2-4-0	.333	87	102	5-6-0	186
Kentucky	2-4-0	.333	70	117	3-8-0	186
^Ole Miss	1-4-1	.250	101	185	4-6-1	167
LSU	1-4-1	.250	84	121	3-7-1	167
Vanderbilt	1-5-0	.167	108	188	4-7-0	211

^ Alabama-Ole Miss game does not count in standings.

1982						
School	Conference			Overall		
	W-L-T	Pct.	Pts.	Opp.	W-L-T	Pts.
Georgia	6-0-0	1.000	179	73	11-0-0	315
LSU	4-1-1	.750	171	92	8-2-1	365
Auburn	4-2-0	.667	131	94	8-3-0	241
Vanderbilt	4-2-0	.667	135	121	8-3-0	265
Tennessee	3-2-1	.583	152	128	6-4-1	259
Florida	3-3-0	.500	127	146	8-3-0	272
Alabama	3-3-0	.500	146	125	7-4-0	317
Mississippi State	2-4-0	.333	122	145	5-6-0	352
Ole Miss	0-6-0	.000	69	196	4-7-0	208
Kentucky	0-6-0	.000	57	169	0-10-1	96

1983						
School	Conference			Overall		
	W-L-T	Pct.	Pts.	Opp.	W-L-T	Pts.
Auburn	6-0-0	1.000	178	96	10-1-0	302
Georgia	5-1-0	.833	140	74	9-1-1	264
Florida	4-2-0	.667	149	84	8-2-1	290
Tennessee	4-2-0	.667	129	114	8-3-0	252
Alabama	4-2-0	.667	205	132	7-4-0	338
f-Ole Miss	4-2-0	.667	96	147	7-4-0	176
Kentucky	2-4-0	.333	87	151	6-4-1	212
Mississippi State	1-5-0	.167	118	168	3-8-0	196
LSU	0-6-0	.000	112	176	4-7-0	251
Vanderbilt	0-6-0	.000	93	165	2-9-0	183

f-includes forfeits imposed on Tulane by NCAA

1984						
School	Conference			Overall		
	W-L-T	Pct.	Pts.	Opp.	W-L-T	Pts.
^Florida	5-0-1	.917	167	83	9-1-1	341
LSU	4-1-1	.750	153	117	8-2-1	305
Auburn	4-2-0	.667	109	97	8-4-0	338
Georgia	4-2-0	.667	153	116	7-4-0	246
Kentucky	3-3-0	.500	95	141	8-3-0	273
Tennessee	3-3-0	.500	150	146	7-3-1	300
Vanderbilt	2-4-0	.333	160	193	5-6-0	276
Alabama	2-4-0	.333	117	134	5-6-0	226
Ole Miss	1-5-0	.167	115	148	4-6-1	194
Mississippi State	1-5-0	.167	85	130	4-7-0	198

^ Championship vacated

1985						
School	Conference			Overall		
	W-L-T	Pct.	Pts.	Opp.	W-L-T	Pts.
Tennessee	5-1-0	.833	170	65	8-1-2	290
LSU	4-1-1	.750	104	56	9-1-1	220
Alabama	4-1-1	.750	157	117	8-2-1	294
Georgia	3-2-1	.583	138	87	7-3-1	284
Auburn	3-3-0	.500	139	96	8-3-0	328
Ole Miss	2-4-0	.333	115	172	4-6-1	210
Vanderbilt	1-4-1	.250	78	191	3-7-1	166
Kentucky	1-5-0	.167	76	143	5-6-0	194
Mississippi State	0-6-0	.000	120	196	5-6-0	257
#Florida	5-1-0	.833	105	79	9-1-1	286

#Not eligible for championship



# RECORDS AND RESULTS

ALABAMA • ARKANSAS • AUBURN • FLORIDA • GEORGIA • KENTUCKY • LSU • OLE MISS

School	1986 Conference				1986 Overall			
	W-L-T	Pct.	Pts.	Opp.	W-L-T	Pct.	Pts.	Opp.
LSU	5-1-0	.833	156	78	9-2-0	.818	291	155
Auburn	4-2-0	.667	154	78	9-2-0	.818	379	115
Alabama	4-2-0	.667	184	83	9-3-0	.750	323	157
Georgia	4-2-0	.667	136	105	8-3-0	.727	285	206
Ole Miss.	4-2-0	.667	126	83	7-3-1	.683	220	150
Tennessee	3-3-0	.500	144	156	6-5-0	.556	272	235
Florida	2-4-0	.333	86	111	6-5-0	.556	223	173
Mississippi State	2-4-0	.333	55	177	6-5-0	.556	195	275
Kentucky	2-4-0	.333	91	141	5-5-1	.500	228	207
Vanderbilt	0-6-0	.000	89	208	1-10-0	.091	193	347

School	1987 Conference				1987 Overall			
	W-L-T	Pct.	Pts.	Opp.	W-L-T	Pct.	Pts.	Opp.
Auburn	5-0-1	.917	172	59	9-1-1	.864	298	116
LSU	5-1-0	.833	159	91	9-1-1	.864	335	171
Tennessee	4-1-1	.750	197	142	9-2-1	.792	395	224
Georgia	4-2-0	.667	157	115	8-3-0	.727	291	187
Alabama	4-2-0	.667	128	106	7-4-0	.636	244	185
Florida	3-3-0	.500	114	96	6-5-0	.545	283	158
Kentucky	1-5-0	.167	123	146	5-6-0	.455	258	185
Vanderbilt	1-5-0	.167	150	239	4-7-0	.364	286	355
Mississippi State	1-5-0	.167	82	189	4-7-0	.364	169	259
Ole Miss.	1-5-0	.167	108	207	3-8-0	.273	223	309

School	1988 Conference				1988 Overall			
	W-L-T	Pct.	Pts.	Opp.	W-L-T	Pct.	Pts.	Opp.
Auburn	6-1-0	.858	148	43	10-1-0	.909	331	79
LSU	6-1-0	.857	132	87	8-3-0	.727	239	181
Georgia	5-2-0	.714	193	125	8-3-0	.727	324	185
Alabama	4-3-0	.571	196	147	8-3-0	.727	288	160
Florida	4-3-0	.571	99	106	6-5-0	.545	254	175
Ole Miss.	3-4-0	.429	150	160	5-6-0	.455	221	223
Tennessee	3-4-0	.429	114	171	5-6-0	.455	212	286
Kentucky	2-5-0	.286	122	141	5-6-0	.455	217	208
Vanderbilt	2-5-0	.286	128	178	3-8-0	.273	202	277
Mississippi State	0-7-0	.000	98	222	1-10-0	.090	172	332

School	1989 Conference				1989 Overall			
	W-L-T	Pct.	Pts.	Opp.	W-L-T	Pct.	Pts.	Opp.
Alabama	6-1-0	.857	219	130	10-1-0	.909	332	184
Tennessee	6-1-0	.857	194	155	10-1-0	.909	315	190
Auburn	6-1-0	.857	122	69	9-2-0	.818	253	117
Florida	4-3-0	.571	145	103	7-4-0	.636	261	168
Ole Miss.	4-3-0	.571	164	189	7-4-0	.636	267	285
Georgia	4-3-0	.571	139	109	6-5-0	.545	233	179
Kentucky	2-5-0	.286	118	174	6-5-0	.545	212	220
LSU	2-5-0	.286	174	180	4-7-0	.364	295	252
Mississippi State	1-6-0	.143	89	153	5-6-0	.455	205	207
Vanderbilt	0-7-0	.000	85	187	1-10-0	.091	162	265

School	1990 Conference				1990 Overall			
	W-L-T	Pct.	Pts.	Opp.	W-L-T	Pct.	Pts.	Opp.
Tennessee	5-1-1	.786	230	106	8-2-2	.750	442	198
Ole Miss.	5-2-0	.714	140	119	9-2-0	.818	257	191
Alabama	5-2-0	.714	159	78	7-4-0	.636	253	127
Auburn	4-2-1	.643	170	132	7-3-1	.682	256	194
Kentucky	3-4-0	.429	163	214	4-7-0	.364	228	316
LSU	2-5-0	.286	112	168	5-6-0	.455	183	238
Georgia	2-5-0	.286	122	187	4-7-0	.364	185	293
Mississippi State	1-6-0	.143	102	173	5-6-0	.455	207	236
Vanderbilt	1-6-0	.143	140	266	1-10-0	.091	227	457
#Florida	6-1-0	.857	221	116	9-2-0	.818	387	171
#	Not eligible for championship							

School	1991 Conference				1991 Overall			
	W-L-T	Pct.	Pts.	Opp.	W-L-T	Pct.	Pts.	Opp.
Florida	7-0	1.000	226	74	10-1	.909	361	152
Alabama	6-1	.857	128	101	10-1	.909	294	118
Tennessee	5-2	.714	190	136	9-2	.818	335	221
Georgia	4-3	.571	192	163	8-3	.727	312	204
Mississippi State	4-3	.571	145	119	7-4	.636	276	156
LSU	3-4	.429	116	157	5-6	.455	248	263
Vanderbilt	3-4	.429	127	192	5-6	.455	205	267
Auburn	2-5	.286	128	170	5-6	.455	233	214
Ole Miss.	1-6	.143	148	189	5-6	.455	242	223
Kentucky	0-7	.000	113	212	3-8	.273	190	268

School	1992 Conference				1992 Overall			
	W-L-T	Pct.	Pts.	Opp.	W-L-T	Pct.	Pts.	Opp.
Florida	6-2	.750	188	164	8-4	.667	288	274
Georgia	6-2	.750	231	117	9-2	.818	352	141
Tennessee	5-3	.625	205	149	8-3	.727	309	173
South Carolina	3-5	.375	104	194	5-6	.455	160	240
Kentucky	2-6	.250	136	224	4-7	.364	207	280
Vanderbilt	2-6	.250	149	193	4-7	.364	224	277
Alabama	8-0	1.000	237	78	12-0	1.000	332	109
Ole Miss.	5-3	.625	165	147	8-3	.727	230	174
Mississippi State	4-4	.500	131	144	7-4	.636	235	176
Arkansas	3-4-1	.438	144	153	3-7-1	.318	172	209
Auburn	2-5-1	.313	132	173	5-5-1	.500	228	205
LSU	1-7	.125	115	201	2-9	.182	175	261
SEC Championship Game	Alabama 28, Florida 21							

School	1993 Conference				1993 Overall			
	W-L-T	Pct.	Pts.	Opp.	W-L-T	Pct.	Pts.	Opp.
Florida	7-1	.875	318	171	10-2	.833	472	237
Tennessee	7-1	.875	324	115	10-1	.909	471	144
Kentucky	4-4	.500	158	168	6-5	.545	207	195
Georgia	2-6	.250	179	218	5-6	.455	328	289
South Carolina	3-5	.375	114	192	5-6	.455	188	214
Vanderbilt	2-6	.250	52	264	5-6	.455	137	290
Arkansas	4-3-1	.438	131	185	6-4-1	.591	165	208
LSU	3-5	.375	128	257	5-6	.455	190	308
Ole Miss.	4-4	.500	155	116	6-5	.545	242	142
Mississippi State	3-4-1	.438	155	175	4-5-2	.452	241	245
Auburn	8-0	1.000	228	147	11-0	1.000	353	192
Alabama	0-8-0	.000	176	110	0-12	.000	316	158
Includes forfeits imposed on Alabama by NCAA								
SEC Championship Game	Florida 28, Alabama 13							

School	1994 Conference				1994 Overall			
	W-L-T	Pct.	Pts.	Opp.	W-L-T	Pct.	Pts.	Opp.
Florida	7-1	.875	341	136	10-1-1	.636	521	205
Tennessee	5-3	.625	261	138	7-4	.875	318	185
South Carolina	4-4	.500	170	186	6-5	.545	276	255
Georgia	3-4-1	.438	211	249	6-4-1	.591	351	283
Vanderbilt	2-6	.333	117	223	5-6	.455	203	277
Kentucky	0-8	.000	86	311	1-10	.090	149	405
Alabama	8-0	1.000	176	120	11-1	.917	281	173
Mississippi State	5-3	.625	217	203	8-3	.727	349	234
LSU	3-5	.375	188	208	4-7	.364	268	271
Arkansas	2-6	.250	136	151	4-7	.364	215	208
Ole Miss.	2-6	.250	133	185	4-7	.364	246	205
Auburn	6-1-1	.813	239	166	9-1-1	.864	359	199
SEC Championship Game	Florida 24, Alabama 23							

School	1995 Conference				1995 Overall			
	W-L-T	Pct.	Pts.	Opp.	W-L-T	Pct.	Pts.	Opp.
Florida	8-0	1.000	396	136	12-0	1.000	534	201
Tennessee	7-1	.875	311	207	10-1	.917	411	214
Georgia	3-5	.375	154	200	6-5	.545	233	247
South Carolina	2-5-1	.313	239	314	4-6-1	.409	401	387
Kentucky	2-6	.250	163	186	4-7	.364	223	269
Vanderbilt	1-7	.125	90	218	2-9	.182	122	281
Arkansas	6-2	.750	209	213	8-4	.667	274	263
Auburn	5-3	.625	276	203	8-3	.727	424	240
LSU	4-3-1	.563	143	113	6-4-1	.591	279	160
Mississippi State	1-7	.125	171	284	3-8	.273	261	357
Alabama	5-3	.625	171	138	8-3	.727	260	188
Ole Miss.	3-5	.375	99	178	6-5	.545	209	208
SEC Championship Game	Florida 34, Arkansas 3							

School	1996 Conference				1996 Overall			
	W-L-T	Pct.	Pts.	Opp.	W-L-T	Pct.	Pts.	Opp.
Florida	8-0	1.000	376	112	11-1	.917	559	201
Tennessee	7-1	.875	275	113	9-2	.818	389	157
South Carolina	4-4	.500	171	170	6-5	.545	245	238
Georgia	3-5	.375	189	224	5-6	.455	230	257
Kentucky	3-5	.375	118	260	4-7	.364	138	322
Vanderbilt	0-8	.000	65	198	2-9	.182	122	234
Alabama	6-2	.750	204	100	9-3	.750	299	181
LSU	6-2	.750	192	145	9-2	.818	325	203
Auburn	4-4	.500	247	224	7-4	.636	366	248
Mississippi State	3-5	.375	136	181	5-6	.455	249	229
Arkansas	2-6	.250	88	202	4-7	.364	174	267
#Ole Miss.	2-6	.250	96	228	5-6	.455	203	270
SEC Championship Game	Florida 45, Alabama 30							



# RECORDS AND RESULTS



MISSISSIPPI STATE • MISSOURI • SOUTH CAROLINA • TENNESSEE • TEXAS A&M • VANDERBILT

## 1997

EASTERN DIVISION School	Conference				Overall			
	W-L-T	Pct.	Pts.	Opp.	W-L-T	Pct.	Pts.	Opp.
Tennessee	7-1	.875	255	154	11-1	.917	411	244
Georgia	6-2	.750	240	155	9-2	.818	347	189
Florida	6-2	.750	274	158	9-2	.818	419	199
South Carolina	3-5	.375	178	201	5-6	.455	258	279
Kentucky	2-6	.250	212	317	5-6	.455	348	362
Vanderbilt	0-8	.000	52	169	3-8	.273	138	204
<b>WESTERN DIVISION</b>								
Auburn	6-2	.750	172	159	9-3	.750	319	233
LSU	6-2	.750	229	152	8-3	.727	346	179
Ole Miss.	4-4	.500	145	147	7-4	.636	233	209
Mississippi State	4-4	.500	154	167	7-4	.636	226	215
Arkansas	2-6	.250	127	224	4-7	.364	181	284
Alabama	2-6	.250	157	192	4-7	.364	246	248

SEC Championship Game: Tennessee 30, Auburn 29

## 1998

EASTERN DIVISION School	Conference				Overall			
	W-L-T	Pct.	Pts.	Opp.	W-L-T	Pct.	Pts.	Opp.
Tennessee	8-0	1.000	271	106	12-0	1.000	408	173
Florida	7-1	.875	246	112	9-2	.833	349	155
Georgia	6-2	.750	166	156	8-3	.727	257	189
Kentucky	4-4	.500	266	281	6-5	.545	417	349
Vanderbilt	1-7	.125	66	290	2-9	.182	142	369
South Carolina	0-8	.000	129	258	1-10	.091	207	330
<b>WESTERN DIVISION</b>								
Mississippi State	6-2	.750	235	140	8-4	.667	349	218
Arkansas	6-2	.750	254	139	9-2	.818	359	182
Alabama	4-4	.500	153	176	7-4	.636	244	252
Ole Miss.	3-5	.375	137	188	6-5	.545	245	256
LSU	2-6	.250	206	214	4-7	.364	337	279
Auburn	1-7	.125	124	193	3-8	.273	166	235

SEC Championship Game: Tennessee 24, Mississippi State 14

## 1999

EASTERN DIVISION School	Conference				Overall			
	W-L-T	Pct.	Pts.	Opp.	W-L-T	Pct.	Pts.	Opp.
Florida	7-1	.875	226	118	9-3	.750	369	235
Tennessee	6-2	.750	251	116	9-2	.818	348	163
Georgia	5-3	.625	198	204	7-4	.636	311	282
Kentucky	4-4	.500	198	218	6-5	.545	315	323
Vanderbilt	2-6	.250	129	211	5-6	.455	252	256
South Carolina	0-8	.000	63	216	0-11	.000	87	278
<b>WESTERN DIVISION</b>								
Alabama	7-1	.875	210	170	10-2	.833	344	230
Mississippi State	6-2	.750	156	121	9-2	.818	238	149
Ole Miss.	4-4	.500	235	176	7-4	.636	296	203
Arkansas	4-4	.500	198	196	7-4	.636	326	208
Auburn	2-6	.250	153	188	5-6	.455	233	236
LSU	1-7	.125	135	218	3-8	.273	223	259

SEC Championship Game: Alabama 34, Florida 7

## 2000

EASTERN DIVISION School	Conference				Overall			
	W-L-T	Pct.	Pts.	Opp.	W-L-T	Pct.	Pts.	Opp.
Florida	7-1	.875	318	181	10-2	.833	448	236
Georgia	5-3	.625	213	164	7-4	.636	294	198
South Carolina	5-3	.625	173	152	7-4	.636	259	174
Tennessee	5-3	.625	251	176	8-3	.727	359	212
Vanderbilt	1-7	.125	120	223	3-8	.273	193	273
Kentucky	0-8	.000	152	300	2-9	.182	254	383
<b>WESTERN DIVISION</b>								
Auburn	6-2	.750	178	144	9-3	.750	288	235
LSU	5-3	.625	196	195	7-4	.636	292	221
Ole Miss.	4-4	.500	187	210	7-4	.636	314	280
Mississippi State	4-4	.500	225	199	7-4	.636	347	265
Arkansas	3-5	.375	136	221	6-5	.545	264	258
Alabama	3-5	.375	166	150	3-8	.273	228	246

SEC Championship Game: Florida 28, Auburn 6

## 2001

EASTERN DIVISION School	Conference				Overall			
	W-L-T	Pct.	Pts.	Opp.	W-L-T	Pct.	Pts.	Opp.
Tennessee	7-1	.875	225	148	10-2	.833	355	234
Florida	6-2	.750	341	122	9-2	.818	482	155
South Carolina	5-3	.625	189	160	8-3	.727	279	202
Georgia	5-3	.625	204	167	8-3	.727	315	208
Kentucky	1-7	.125	206	285	2-9	.182	259	367
Vanderbilt	0-8	.000	128	315	2-9	.182	226	402
<b>WESTERN DIVISION</b>								
LSU	5-3	.625	231	203	9-3	.750	371	268
Auburn	5-3	.625	152	193	7-4	.636	244	265
Alabama	4-4	.500	203	177	6-5	.545	304	219
Arkansas	4-4	.500	208	220	7-4	.636	291	269
Ole Miss.	4-4	.500	262	262	7-4	.636	391	310
Mississippi State	2-6	.250	119	216	3-8	.273	196	288

SEC Championship Game: LSU 31, Tennessee 20

## 2002

EASTERN DIVISION School	Conference				Overall			
	W-L-T	Pct.	Pts.	Opp.	W-L-T	Pct.	Pts.	Opp.
Georgia	7-1	.875	226	144	12-1	.923	424	199
Florida	6-2	.750	191	160	8-4	.667	306	241
Tennessee	5-3	.625	182	147	8-4	.667	293	197
South Carolina	3-5	.375	108	156	5-7	.417	225	262
Vanderbilt	0-8	.000	121	260	2-10	.167	221	368
Kentucky	3-5	.375	215	228	7-5	.583	385	301
<b>WESTERN DIVISION</b>								
Arkansas	5-3	.625	223	184	9-4	.692	356	248
Auburn	5-3	.625	213	150	8-4	.667	375	222
LSU	5-3	.625	179	160	8-4	.667	303	203
Ole Miss.	3-5	.375	175	230	6-6	.500	324	308
Mississippi State	0-8	.000	123	265	3-9	.250	227	339
Alabama	6-2	.750	227	99	10-3	.769	377	200

SEC Championship Game: Georgia 30, Arkansas 3

## 2003

EASTERN DIVISION School	Conference				Overall			
	W-L-T	Pct.	Pts.	Opp.	W-L-T	Pct.	Pts.	Opp.
Georgia	6-2	.750	215	102	10-3	.769	337	176
Tennessee	6-2	.750	260	170	10-2	.833	351	212
Florida	6-2	.750	178	152	8-4	.667	373	234
South Carolina	2-6	.250	164	227	5-7	.417	268	314
Vanderbilt	1-7	.125	126	261	2-10	.167	235	358
Kentucky	1-7	.125	198	244	4-8	.333	328	321
<b>WESTERN DIVISION</b>								
LSU	7-1	.875	228	90	12-1	.923	454	140
Ole Miss.	7-1	.875	218	150	9-3	.750	411	257
Auburn	5-3	.625	190	148	7-5	.583	314	198
Arkansas	4-4	.500	247	223	8-4	.667	409	291
Mississippi State	1-7	.125	93	329	2-10	.167	225	471
Alabama	2-6	.250	216	237	4-9	.308	331	333

SEC Championship Game: LSU 34, Georgia 13.

## 2004

EASTERN DIVISION School	Conference				Overall			
	W-L-T	Pct.	Pts.	Opp.	W-L-T	Pct.	Pts.	Opp.
Tennessee	7-1	.875	215	199	9-3	.750	340	288
Georgia	6-2	.750	231	133	9-2	.818	311	177
Florida	4-4	.500	251	187	7-4	.636	372	226
South Carolina	4-4	.500	185	190	6-5	.545	243	229
Kentucky	1-7	.125	106	253	2-9	.182	173	341
Vanderbilt	1-7	.125	133	213	2-9	.182	212	286
<b>WESTERN DIVISION</b>								
Auburn	8-0	1.000	247	96	12-0	1.000	401	134
LSU	6-2	.750	220	131	9-2	.818	319	175
Arkansas	3-5	.375	196	215	5-6	.455	328	270
Alabama	3-5	.375	152	149	6-5	.545	279	169
Ole Miss.	3-5	.375	142	200	4-7	.364	215	278
Mississippi State	2-6	.250	125	237	3-8	.273	173	280

SEC Championship Game: Auburn 38, Tennessee 28

## 2005

EASTERN DIVISION School	Conference				Overall			
	W-L-T	Pct.	Pts.	Opp.	W-L-T	Pct.	Pts.	Opp.
Georgia	6-2	.750	209	134	10-2	.833	349	175
South Carolina	5-3	.625	175	193	7-4	.636	253	241
Florida	5-3	.625	205	178	8-3	.727	312	202
Vanderbilt	3-5	.375	223	271	5-6	.455	299	321
Tennessee	3-5	.375	147	138	5-6	.455	205	205
Kentucky	2-6	.250	160	277	3-8	.273	239	375
<b>WESTERN DIVISION</b>								
LSU	7-1	.875	214	114	10-2	.833	343	182
Auburn	7-1	.875	262	122	9-2	.818	376	162
Alabama	6-2	.750	159	87	9-2	.818	250	118
Arkansas	2-6	.250	173	169	4-7	.364	283	271
Mississippi State	1-7	.125	78	211	3-8	.273	153	259
Ole Miss.	1-7	.125	97	208	3-8	.273	148	245

SEC Championship Game: Georgia 34, LSU 14

## 2006

EASTERN DIVISION School	Conference				Overall			
	W-L-T	Pct.	Pts.	Opp.	W-L-T	Pct.	Pts.	Opp.
Florida	7-1	.875	178	126	13-1	.929	416	189
Tennessee	5-3	.625	212	172	9-4	.692	362	254
Kentucky	4-4	.500	163	207	8-5	.615	347	369
Georgia	4-4	.500	185	168	9-4	.692	327	229
South Carolina	3-5	.375	147	146	8-5	.615	346	243
Vanderbilt	1-7	.125	131	206	4-8	.333	264	284
<b>WESTERN DIVISION</b>								
Arkansas	7-1	.875	221	134	10-4	.714	404	256
Auburn	6-2	.750	162	133	11-2	.846	322	181
LSU	6-2	.750	220	131	11-2	.846	438	164
Alabama	2-6	.250	133	175	6-7	.462	298	250
Ole Miss.	2-6	.250	123	182	4-8	.333	188	275
Mississippi State	1-7	.125	127	222	3-9	.250	221	309

SEC Championship Game: Florida 38, Arkansas 28



# RECORDS AND RESULTS

ALABAMA • ARKANSAS • AUBURN • FLORIDA • GEORGIA • KENTUCKY • LSU • OLE MISS

## 2007

EASTERN DIVISION School	Conference				Overall			
	W-L-T	Pct.	Pts.	Opp.	W-L-T	Pct.	Pts.	Opp.
Tennessee	6-2	.750	243	246	10-4	.714	455	382
Georgia	6-2	.750	228	171	11-2	.846	424	262
Florida	5-3	.625	305	224	9-4	.692	552	331
South Carolina	3-5	.375	205	227	6-6	.500	313	282
Kentucky	3-5	.375	249	276	8-5	.615	475	385
Vanderbilt	2-6	.250	198	203	5-7	.417	260	271
<b>WESTERN DIVISION</b>								
LSU	6-2	.750	298	215	12-2	.857	541	279
Auburn	5-3	.625	156	138	9-4	.692	315	220
Arkansas	4-4	.500	274	249	8-5	.615	485	345
Mississippi State	4-4	.500	157	215	8-5	.615	279	301
Alabama	4-4	.500	212	190	7-6	.538	352	286
Ole Miss	0-8	.000	131	252	3-9	.250	241	342

SEC Championship Game: LSU 21, Tennessee 14

## 2008

EASTERN DIVISION School	Conference				Overall			
	W-L-T	Pct.	Pts.	Opp.	W-L-T	Pct.	Pts.	Opp.
Florida	7-1	.875	359	100	13-1	.929	611	181
Georgia	6-2	.750	215	214	10-3	.769	409	319
Vanderbilt	4-4	.500	144	174	7-6	.538	249	255
South Carolina	4-4	.500	163	186	7-6	.538	270	274
Tennessee	3-5	.375	129	149	5-7	.417	208	201
Kentucky	2-6	.250	143	238	7-6	.538	294	279
<b>WESTERN DIVISION</b>								
Alabama	8-0	1.000	255	115	12-2	.857	422	200
Ole Miss	5-3	.625	208	149	9-4	.692	417	247
LSU	3-5	.375	207	254	8-5	.615	402	314
Arkansas	2-6	.250	167	248	5-7	.417	263	374
Auburn	2-6	.250	93	149	5-7	.417	208	216
Mississippi State	2-6	.250	97	204	4-8	.333	183	296

SEC Championship Game: Florida 31, Alabama 20

## 2009

EASTERN DIVISION School	Conference				Overall			
	W-L-T	Pct.	Pts.	Opp.	W-L-T	Pct.	Pts.	Opp.
Florida	8-0	1.000	221	96	13-1	.929	502	174
Tennessee	4-4	.500	199	175	7-6	.538	381	289
Georgia	4-4	.500	234	252	8-5	.615	376	337
South Carolina	3-5	.375	144	195	7-6	.538	268	265
Kentucky	3-5	.375	180	222	7-6	.538	339	295
Vanderbilt	0-8	.000	71	191	2-10	.167	196	280
<b>WESTERN DIVISION</b>								
Alabama	8-0	1.000	208	85	14-0	1.000	449	164
LSU	5-3	.625	178	150	9-4	.692	323	211
Ole Miss	4-4	.500	180	176	9-4	.692	384	230
Arkansas	3-5	.375	234	233	8-5	.615	468	326
Auburn	3-5	.375	200	219	8-5	.615	433	358
Mississippi State	3-5	.375	180	235	5-7	.417	307	321

SEC Championship Game: Alabama 32, Florida 13

## 2010

EASTERN DIVISION School	Conference				Overall			
	SEC	Pct.	PF	PA	Overall	Pct.	PF	PA
South Carolina	5-3	.625	222	179	9-5	.643	433	324
Florida	4-4	.500	224	186	8-5	.615	388	277
Georgia	3-5	.375	232	200	6-7	.462	417	287
Tennessee	3-5	.375	179	205	6-7	.462	351	326
Kentucky	2-6	.250	214	267	6-7	.462	406	369
Vanderbilt	1-7	.125	96	271	2-10	.167	203	374
<b>WESTERN DIVISION</b>								
Auburn	8-0	1.000	306	224	14-0	1.000	577	337
Arkansas	6-2	.750	291	225	10-3	.769	474	304
LSU	6-2	.850	212	165	11-2	.846	386	237
Alabama	5-3	.625	218	143	10-3	.769	464	176
Mississippi State	4-4	.500	151	173	9-4	.692	377	258
Ole Miss	1-7	.125	194	301	4-8	.333	367	422

SEC Championship Game: Auburn 56, South Carolina 17

## 2011

EASTERN DIVISION School	Conference				Overall			
	SEC	Pct.	PF	PA	Overall	Pct.	PF	PA
Georgia	7-1	.875	234	145	10-4	.714	448	288
South Carolina	6-2	.750	206	135	11-2	.846	391	239
Florida	3-5	.375	166	191	7-6	.538	331	264
Vanderbilt	2-6	.250	169	187	6-7	.462	347	281
Kentucky	2-6	.250	94	242	5-7	.417	190	296
Tennessee	1-7	.125	92	222	5-7	.417	244	271
<b>WESTERN DIVISION</b>								
LSU	8-0	1.000	280	67	13-1	.929	500	158
Alabama	7-1	.875	271	67	12-1	.923	453	106
Arkansas	6-2	.750	266	197	11-2	.846	478	289
Auburn	4-4	.500	160	246	8-5	.615	334	376
Mississippi State	2-6	.250	145	185	7-6	.538	329	256
Ole Miss	0-8	.000	93	292	2-10	.167	193	385

SEC Championship Game: LSU 42, Georgia 10

## 2012

EASTERN DIVISION School	Conference				Overall			
	SEC	Pct.	PF	PA	Overall	Pct.	PF	PA
Georgia	7-1	.875	268	145	12-2	.857	529	275
Florida	7-1	.875	207	95	11-2	.846	344	188
South Carolina	6-2	.750	229	169	11-2	.846	410	237
Vanderbilt	5-3	.625	177	168	9-4	.692	390	243
Missouri	2-6	.250	175	264	5-7	.417	309	341
Tennessee	1-7	.125	246	320	5-7	.417	434	428
Kentucky	0-8	.000	89	291	2-10	.167	215	372
<b>WESTERN DIVISION</b>								
Alabama	7-1	.875	303	90	13-1	.929	542	153
LSU	6-2	.750	180	150	10-3	.769	387	228
Texas A&M	6-2	.750	313	168	11-2	.846	578	283
Mississippi State	4-4	.500	202	223	8-5	.615	383	303
Ole Miss	3-5	.375	224	239	7-6	.538	409	359
Arkansas	2-6	.250	157	257	4-8	.333	282	365
Auburn	0-8	.000	81	272	3-9	.250	224	340

SEC Championship Game: Alabama 32, Georgia 28

## 2013

EASTERN DIVISION School	Conference				Overall			
	SEC	Pct.	PF	PA	Overall	Pct.	PF	PA
Missouri	7-1	.875	283	149	12-2	.857	548	323
South Carolina	6-2	.750	253	178	11-2	.846	443	264
Georgia	5-3	.625	292	254	8-5	.615	477	377
Vanderbilt	4-4	.500	213	241	9-4	.692	391	320
Florida	3-5	.375	159	163	4-8	.333	226	253
Tennessee	2-6	.250	144	245	5-7	.417	286	348
Kentucky	0-8	.000	118	291	2-10	.167	246	374
<b>WESTERN DIVISION</b>								
Auburn	7-1	.875	287	224	12-2	.857	553	346
Alabama	7-1	.875	305	117	11-2	.846	496	181
LSU	5-3	.625	258	199	10-3	.769	465	286
Texas A&M	4-4	.500	307	292	9-4	.692	575	419
Mississippi State	3-5	.375	179	237	7-6	.538	360	299
Ole Miss	3-5	.375	180	220	8-5	.615	390	308
Arkansas	0-8	.000	135	303	3-9	.250	248	369

SEC Championship Game: Auburn 59, Missouri 42

# RECORDS AND RESULTS

MISSISSIPPI STATE • MISSOURI • SOUTH CAROLINA • TENNESSEE • TEXAS A&M • VANDERBILT



## NATIONAL STATISTICAL CHAMPIONS

### TEAM CHAMPIONS

SCORING DEFENSE	
1939	Tennessee (0.0 ppg)
1940	Tennessee (2.6 ppg)
1949	Kentucky (4.8 ppg)
1955	Georgia Tech (4.6 ppg)
1956	Georgia Tech (3.3 ppg)
1957	Auburn (2.8 ppg)
1959	Ole Miss (2.1 ppg)
1960	LSU (5.0 ppg)
1961	Alabama (2.2 ppg)
1962	LSU (3.4 ppg)
1963	Ole Miss (3.7 ppg)
1966	Alabama (3.7 ppg)
1968	Georgia (9.8 ppg)
1975	Alabama (6.0 ppg)
1979	Alabama (5.3 ppg)
1988	Auburn (7.2 ppg)
2003	LSU (11.0 ppg)
2004	Auburn (11.3 ppg)
2005	Alabama (10.7 ppg)
2011	Alabama (8.15 ppg)
2012	Alabama (10.93 ppg)

RUSHING DEFENSE	
1945	Alabama (33.9 ypg)
1957	Auburn (67.4 ypg)
1958	Auburn (79.6 ypg)
1963	Ole Miss (77.3 ypg)
1969	LSU (38.9 ypg)
1970	LSU (52.2 ypg)
1988	Auburn (63.2 ypg)
1992	Alabama (55.0 ypg)
1999	Mississippi State (66.9 ypg)

2011	Alabama (72.15 ypg)
2012	Alabama (76.36 ypg)

TOTAL DEFENSE	
1938	Alabama (77.9 ypg)
1945	Alabama (109.9 ypg)
1948	Georgia Tech (151.3 ypg)
1949	Kentucky (153.8 ypg)
1952	Tennessee (166.7 ypg)
1954	Ole Miss (172.3 ypg)
1957	Auburn (133.0 ypg)
1958	Auburn (157.5 ypg)
1961	Alabama (132.6 ypg)
1962	Ole Miss (142.2 ypg)
1964	Auburn (164.7 ypg)
1988	Auburn (218.1 ypg)
1992	Alabama (194.2 ypg)
1993	Ole Miss (234.6 ypg)
1999	Mississippi State (222.5 ypg)
2003	LSU (252.0 ypg)
2011	Alabama (183.62 ypg)
2012	Alabama (250.00 ypg)

PASSING DEFENSE	
1950	Tennessee (67.5 ypg)
1953	Alabama (45.6 ypg)
1954	Florida (42.0 ypg)
1957	Georgia Tech (33.4 ypg)
1959	Alabama (45.7 ypg)
1972	Vanderbilt (80.3 ypg)
1990	Alabama (82.47 ypg)
2004	Alabama (113.1 ypg)
2011	Alabama (111.46 ypg)

SCORING OFFENSE	
1946	Georgia (37.2 ppg)
1996	Florida (46.6 ppg)

TOTAL OFFENSE	
1942	Georgia (429.5 ypg)
1961	Ole Miss (418.7 ypg)

PASSING OFFENSE	
2001	Florida (405.2 ypg)
1994	Georgia (338.3 ypg)
1970	Auburn (288.5 ypg)

RUSHING OFFENSE	
2013	Auburn (328.3 ypg)

PUNT RETURNS	
1991	Alabama (16.8 ypa)
2006	Kentucky (20.4)
2009	LSU (18.85)

KICKOFF RETURNS	
2005	Arkansas (29.2 ypa)

PASS EFFICIENCY	
2001	Florida (170.1 rating)
2009	Florida (167.31 rating)
2010	Auburn (180.6 rating)
2012	Alabama (174.32 rating)

NET PUNTING	
1997	LSU (43.26 avg.)
2009	Georgia (41.95 avg.)
2013	Alabama (42.43 avg.)

### INDIVIDUAL CHAMPIONS

TOTAL OFFENSE	
Frank Sinkwich, Georgia, 1942 (2,187 yards)	
Travis Tidwell, Auburn, 1946 (1,715 yards)	
Pat Sullivan, Auburn, 1970 (285.6 ypg)	
Rex Grossman, Florida, 2001 (354.9 ypg)	
Johnny Manziel, Texas A&M, 2012 (393.54 ypg)	

RUSHING	
Frank Sinkwich, Georgia, 1941 (1,103 yards)	
John Dottley, Ole Miss, 1949 (1,312 yards)	

PASSING	
Johnny Cook, Georgia, 1943 (73-157; 1,005 yards)	
Travis Tidwell, Auburn, 1946 (79-158; 943 yards)	
Charley Conerly, Ole Miss, 1947 (133-233; 1,367 yards)	

PASSING EFFICIENCY	
Charlie Conerly, Ole Miss, 1947 (125.8)	
Babe Parilli, Kentucky, 1951 (130.8)	
Steve Sloan, Alabama, 1965 (153.8)	
Dewey Warren, Tennessee, 1966 (142.2)	
Danny Wuerffel, Florida, 1995 (178.4)	
Rex Grossman, Florida, 2001 (170.8)	
Tim Tebow, Florida, 2009 (164.17)	
A.J. McCarron, Alabama, 2012 (175.28)	

RECEPTIONS PER GAME	
Ken Kavanaugh, LSU, 1939 (30 for 467)	
Reid Moseley, Georgia, 1944 (32 for 506)	
Reid Moseley, Georgia, 1945 (31 for 662)	
Barney Poole, Ole Miss, 1947 (52 for 513)	
John Carson, Georgia, 1953 (45 for 663)	
Bob Goodridge, Vanderbilt, 1967 (79 for 1,114)	
Keith Edwards, Vanderbilt, 1983 (97 for 909)	

RECEIVING YARDS PER GAME	
Josh Reed, LSU, 2001 (94 for 1,740)	

SCORING	
Parker Hall, Ole Miss, 1938 (73 pts.; 11 TDs, 7 PATs)	
Steve Van Buren, LSU, 1943 (98 pts.; 14 TDs, 14 PATs)	

Jackie Parker, Mississippi State, 1952 (120 pts.; 16 TDs, 24 PATs)
Garrison Hearst, Georgia, 1992 (126 pts.; 21 TDs)
Shaun Alexander, Alabama, 1999 (144 pts.; 24 TDs)

INTERCEPTIONS	
Bobby Wilson, Ole Miss, 1949 (10 for 70 yards)	
Hootie Ingram, Alabama, 1952 (10 for 63 yards)	
Jeff Hipp, Georgia, 1980 (8 for 104)*	
Terry Hoage, Georgia, 1982 (12 for 51)	
Chris White, Tennessee, 1985 (9 for 168)*	
Deon Grant, Tennessee, 1999 (9 for 167 yards)*	
Eric Berry, Tennessee, 2008 (7 for 265 yards)	

PUNTING	
Bobby Cifers, Tennessee, 1942 (42.9 average)	
Zeke Bratowski, Georgia, 1953 (42.6 average)	
Don Chandler, Florida, 1955 (44.3 average)	
Bobby Walden, Georgia, 1958 (45.3 average)	
Frank Lambert, Ole Miss, 1964 (44.1 average)	
Ron Widby, Tennessee, 1967 (43.8 average)	
Jim Miller, Ole Miss, 1977 (45.9 average)	
Ricky Anderson, Vanderbilt, 1984 (48.2 average)	
Bill Marinangel, Vanderbilt, 1996 (46.57 average)	
Chad Kessler, LSU, 1997 (50.3 average)	
Drew Butler, Georgia, 2009 (48.05 average)	
Tyler Campbell, Ole Miss, 2010 (46.4 average)	

PUNT RETURNS	
Junie Hovious, Ole Miss, 1940 (15.1 ypr)	
Harry Gilmer, Alabama, 1946 (11.8 ypr)	
Lee Nalley, Vanderbilt, 1948 (18.4 ypr)	
Lee Nalley, Vanderbilt, 1949 (14.2 ypr)	
Bill Stacy, Mississippi State, 1956 (12.1 ypr)	
Scott Woerner, Georgia, 1980 (15.7 ypr)	
Glen Young, Mississippi State, 1981 (16.2 ypr)	
Lionel James, Auburn, 1982 (15.8 ypr)	
Ricky Nattiel, Florida, 1984 (15.7 ypr)	
Skyler Green, LSU, 2003 (18.5 ypr)	

KICKOFF RETURNS	
Max McGee, Tulane, 1953 (21.8 ypr)	
Dan Bland, Mississippi State, 1964 (27.9 ypr)	
Marcus Rhoden, Mississippi State, 1966 (22.0 ypr)	
Dale Carter, Tennessee, 1990 (29.8 ypr)	
Eric Moulds, Mississippi State, 1994 (32.8 ypr)	

FIELD GOALS	
Ed Dias, Auburn, 1960 (13 of 18)	
Al Woodall, Auburn, 1962 (8 of 20)*	
Billy Lothridge, Ga. Tech, 1963 (12 of 16)	
Doug Moreau, LSU, 1964 (13 of 20)	
Kim Braswell, Georgia, 1970 (13 of 17)	
Kevin Butler, Georgia, 1981 (19 of 26)*	
Philip Doyle, Alabama, 1989 (22 of 25, 2.00 FGPG)*	
Philip Doyle, Alabama, 1990 (24 of 29, 2.18 FGPG)	
Michael Proctor, Alabama, 1993 (22 of 29, 1.8 FGPG)	
Billy Bennett, Georgia, 2003 (31 of 38, 2.21 FGPG)	
Josh Jasper, LSU, 2010 (28 of 34, 2.15 FGPG)	
Marshall Morgan, Georgia, 2013 (22 of 24, 2.0 FGPG)	

SCORING (KICKERS)	
Hugh Morrow, Alabama, 1945 (46 of 46 PATs)	
George Jernigan, Georgia, 1946 (47 of 47 PATs)	
Pepper Rodgers, Georgia Tech, 1952 (48 on 36 PATs, 4 FGs)	
Paige Cothran, Ole Miss, 1955 (38 on 20 PATs, 6 FGs)	
Bob Khayat, Ole Miss, 1958 (34 on 22 PATs, 4 FGs)	
Bob Khayat, Ole Miss, 1959 (40 on 25 PATs, 5 FGs)	
Ed Dias, Auburn, 1960 (51 on 12 PATs, 13 FGs)	
David Ray, Alabama, 1964 (52 on 23 PATs, 12 FGs)	

ALL-PURPOSE RUNNING	
Parker Hall, Ole Miss, 1938 (129.1 ypg)	

SOLO TACKLES	
Patrick Willis, Ole Miss, 2005 (90 in 10 games)	

TACKLES FOR LOSS	
Jarvis Jones, Georgia, 2012 (2.04 per game)	

\*-tied for National Championship





# RECORDS AND RESULTS

ALABAMA • ARKANSAS • AUBURN • FLORIDA • GEORGIA • KENTUCKY • LSU • OLE MISS

## ANNUAL TEAM STATISTICAL LEADERS

### SCORING OFFENSE

Year	School	G	Pts	Avg
1933	LSU	10	176	17.6
	Tennessee	10	176	17.6
1934	Alabama	9	287	31.9
1935	Ole Miss	11	292	26.5
1936	LSU	10	281	28.1
1937	Alabama	9	225	25.0
1938	Tennessee	10	276	27.6
1939	Ole Miss	9	230	25.6
1940	Tennessee	10	319	31.9
1941	Georgia	10	279	27.9
1942	Georgia	11	367	33.4
1943	Georgia Tech	10	280	28.0
1944	Georgia	10	269	26.9
1945	Alabama	9	396	44.0
1946	Georgia	10	372	37.2
1947	Ole Miss	10	256	25.6
1948	Vanderbilt	11	328	29.8
1949	Kentucky	11	304	27.6
1950	Kentucky	11	380	34.5
1951	Tennessee	10	373	37.3
1952	Florida	10	290	29.0
1953	Auburn	10	257	25.7
1954	Ole Miss	10	283	28.3
1955	Ole Miss	10	251	25.1
1956	Tennessee	10	268	26.8
1957	Ole Miss	10	232	23.2
1958	LSU	10	275	27.5
1959	Ole Miss	10	329	32.9
1960	Ole Miss	10	266	26.6
1961	Ole Miss	10	326	32.6
1962	Alabama	10	272	27.2
1963	Ole Miss	9	207	23.0
1964	Alabama	10	233	23.3
1965	LSU	10	251	25.1
1966	Alabama	10	265	26.5
1967	Tennessee	10	259	25.9
1968	Georgia	10	282	28.2
1969	Auburn	10	363	36.3
1970	Auburn	10	355	35.5
1971	Alabama	11	362	32.9
1972	Alabama	11	393	35.7
1973	Alabama	11	454	41.3
1974	Alabama	11	318	28.9
1975	Alabama	11	361	32.8
1976	Georgia	11	324	29.5
1977	LSU	11	375	34.1
1978	Alabama	11	331	30.1
1979	Alabama	11	359	32.6
1980	Alabama	11	322	29.3
1981	Georgia	11	352	32.0
1982	LSU	11	365	33.2
1983	Alabama	11	338	30.7
1984	Florida	11	341	31.0
1985	Auburn	11	328	29.8
1986	Auburn	11	379	34.5
1987	Tennessee	12	395	32.9
1988	Auburn	11	331	30.1
1989	Alabama	11	332	30.2
1990	Tennessee	12	440	36.7
1991	Florida	11	361	32.8
1992	Georgia	11	352	32.0
1993	Tennessee	11	471	42.8
1994	Florida	12	521	43.4
1995	Florida	12	534	44.5
1996	Florida	12	559	46.6
1997	Florida	11	409	37.2
1998	Kentucky	11	417	37.9
1999	Tennessee	11	348	31.6
2000	Florida	12	448	37.3
2001	Florida	11	482	43.8
2002	Georgia	14	450	32.1
2003	Ole Miss	13	442	34.0
2004	Auburn	13	417	32.1
2005	Auburn	12	386	32.2
2006	LSU	13	438	33.7
2007	Florida	13	552	42.5
2008	Florida	14	611	43.6
2009	Arkansas	13	468	36.0
2010	Auburn	14	577	41.2
2011	Arkansas	13	478	36.8
2012	Texas A&M	13	578	44.5
2013	Texas A&M	13	575	44.2

### SCORING DEFENSE

Year	School	G	Pts	Avg
1933	Alabama	9	17	1.9
1934	Alabama	9	32	3.6
1935	LSU	10	38	3.8
1936	Mississippi State	10	25	2.5
1937	Alabama	9	20	2.2
1938	Tennessee	10	16	1.6
1939	Tennessee	10	0	0.0
1940	Tennessee	10	26	2.6
1941	Mississippi State	10	55	5.5
1942	Tennessee	10	54	5.4
1943	Georgia Tech	10	124	12.4
1944	Tennessee	9	48	5.3
1945	Alabama	9	66	7.3
1946	Vanderbilt	9	43	4.8
1947	Georgia Tech	10	35	3.5
1948	Tulane	10	60	6.0
1949	Kentucky	11	53	4.8
1950	Tennessee	11	57	5.2
1951	Georgia Tech	11	76	6.9
1952	Georgia Tech	11	52	4.7
1953	Georgia Tech	11	92	8.4
1954	Ole Miss	10	47	4.7
1955	Georgia Tech	10	46	4.6
1956	Georgia Tech	10	33	3.3
1957	Auburn	10	28	2.8
1958	LSU	10	53	5.3
1959	Ole Miss	10	21	2.1
1960	LSU	10	50	5.0
1961	Alabama	10	22	2.2
1962	LSU	10	34	3.4
1963	Ole Miss	9	33	3.7
1964	Alabama	10	67	6.7
1965	Alabama	10	79	7.9
1966	Alabama	10	37	3.7
1967	Georgia	10	105	10.5
1968	Georgia	10	98	9.8
1969	LSU	10	91	9.1
1970	LSU	11	96	8.7
1971	Alabama	11	84	7.6
1972	Tennessee	11	83	7.5
1973	Alabama	11	89	8.1
1974	Alabama	11	83	7.5
1975	Alabama	11	66	6.0
1976	Georgia	11	118	10.7
1977	Kentucky	11	111	10.1
1978	Alabama	11	161	14.6
1979	Alabama	11	58	5.3
1980	Alabama	11	96	8.7
1981	Georgia	11	98	8.9
1982	Georgia	11	133	12.1
1983	Tennessee	11	142	12.9
1984	Florida	11	170	15.5
1985	LSU	11	113	10.3
1986	Auburn	11	115	10.5
1987	Auburn	11	116	10.6
1988	Auburn	11	79	7.2
1989	Auburn	11	117	10.6
1990	Alabama	11	127	11.6
1991	Alabama	11	118	10.7
1992	Alabama	12	109	9.1
1993	Ole Miss	11	142	12.9
1994	Alabama	12	173	14.4
1995	LSU	11	160	14.6
1996	Tennessee	11	157	14.3
1997	LSU	11	179	16.3
1998	Florida	11	155	14.1
1999	Mississippi State	11	149	13.5
2000	South Carolina	11	174	15.8
2001	Florida	11	155	14.1
2002	Georgia	14	212	15.1
2003	LSU	14	154	11.0
2004	Auburn	13	147	11.3
2005	Alabama	12	128	10.7
2006	LSU	13	164	12.6
2007	Auburn	13	220	16.9
2008	Florida	14	181	12.9
2009	Alabama	14	164	11.7
2010	Alabama	13	176	13.5
2011	Alabama	13	106	8.2
2012	Alabama	14	153	10.9
2013	Alabama	13	181	13.9

### RUSHING OFFENSE

Year	School	G	Att	Yds	Avg
1948	Tulane	10		2393	239.3
1949	Ole Miss	10	531	2529	252.9
1950	Alabama	11	586	3007	273.4
1951	Tennessee	10	553	3068	306.8
1952	Alabama	11	608	2737	250.6
1953	Auburn	10	467	2255	225.5
1954	Auburn	10	507	2496	249.6
1955	Auburn	10	464	2413	241.3
1956	Auburn	10	515	2760	276.0
1957	Ole Miss	10	582	3063	306.3
1958	Ole Miss	10	503	2096	209.6
1959	Ole Miss	10	528	2394	239.4
1960	Ole Miss	10	475	2283	228.3
1961	Ole Miss	10	472	2362	236.2
1962	Ole Miss	9	467	2153	239.2
1963	LSU	10		2087	208.7
1964	Alabama	10	445	1799	179.9
1965	LSU	10	497	2077	207.7
1966	Georgia	10	515	1953	195.3
1967	LSU	10	554	2361	236.1
1968	Georgia	10	609	1988	198.8
1969	Auburn	10	471	2241	224.1
1970	Tennessee	11	563	2365	215.0
1971	Alabama	11	705	3565	324.1
1972	Alabama	11	704	3332	302.9
1973	Alabama	11	664	4027	366.1
1974	Alabama	11	686	3288	298.9
1975	Florida	11	657	3326	302.4
1976	Georgia	11	693	3075	279.5
1977	LSU	11	674	3352	304.7
1978	Alabama	11	638	3158	287.1
1979	Alabama	11	763	3792	344.7
1980	Alabama	11	632	3381	307.4
1981	Georgia	11	656	3102	282.0
1982	Georgia	11	647	3023	274.8
1983	Auburn	11	600	3231	293.7
1984	Auburn	12	673	3086	257.2
1985	Auburn	11	620	3438	312.5
1986	Alabama	12	585	3167	263.9
1987	Georgia	11	596	3016	274.2
1988	Georgia	11	547	2778	252.5
1989	Tennessee	11	582	2701	245.6
1990	Vanderbilt	11	538	2498	227.1
1991	Alabama	11	557	2772	252.0
1992	Georgia	11	458	2584	234.9
1993	Tennessee	11	442	2621	238.3
1994	Tennessee	11	537	2543	231.2
1995	Auburn	11	413	2158	196.2
1996	LSU	11	488	2322	211.1
1997	LSU	11	521	2823	256.6
1998	Tennessee	12	517	2536	211.3
1999	Tennessee	11	459	2104	191.3
2000	Mississippi State	11	461	2132	193.8
2001	Alabama	11	472	2490	226.4
2002	Arkansas	14	643	3065	218.9
2003	Arkansas	13	626	3145	241.9
2004	LSU	12	506	2326	193.8
2005	Arkansas	11	481	2386	216.9
2006	Arkansas	14	539	3199	228.5
2007	Arkansas	13	625	3725	286.5
2008	Florida	14	545	3236	231.1
2009	Mississippi State	12	555	2731	227.6
2010	Auburn	14	652	3987	284.8
2011	Alabama	13	508	2788	214.5
2012	Texas A&M	13	533	3147	242.1
2013	Auburn	14	729	4596	328.3

### PASSING OFFENSE

Year	School	G	Att	Cmp	Yds	Avg
1948	Georgia Tech	10	206	112	1746	174.6
1949	Ole Miss	10	149	67	1335	133.5
1950	Kentucky	11	230	125	1714	155.8
1951	Georgia	10	265	121	1618	161.8
1952	Georgia	11	266	134	1878	170.7
1953	Georgia	11	247	118	1575	143.2
1954	Ole Miss	10	175	81	1554	155.4
1955	Georgia	10	145	66	1156	115.6
1956	Ole Miss	10	173	79	1215	121.5
1957	Vanderbilt	10	134	58	776	77.6
1958	Auburn	10	179	86	1211	121.1
1959	Ole Miss	10	170	81	1295	129.5

# RECORDS AND RESULTS



MISSISSIPPI STATE • MISSOURI • SOUTH CAROLINA • TENNESSEE • TEXAS A&M • VANDERBILT

1960	Kentucky	10		1633	163.3	
1961	Ole Miss	10	202	109	1827	182.7
1962	Auburn	10	258	122	1512	151.2
1963	Ole Miss	9	191	103	1506	167.3
1964	Kentucky	10	230	114	1609	160.9
1965	Florida	10	309	158	2033	203.3
1966	Florida	10	328	199	2242	224.2
1967	Florida	10	284	149	1954	195.4
1968	Mississippi State	10	342	186	2047	204.7
1969	Florida	10	413	233	3016	301.6
1970	Auburn	10	311	181	2885	288.5
1971	Auburn	10	316	180	2277	227.7
1972	LSU	11	247	125	1701	154.6
1973	Mississippi State	11	238	119	1630	148.2
1974	Vanderbilt	11	212	119	1676	152.4
1975	Tennessee	12	211	102	1686	140.5
1976	Florida	11	191	106	1783	162.1
1977	Vanderbilt	11	283	137	1683	153.0
1978	Mississippi State	11	311	177	2637	239.7
1979	LSU	11	295	137	2061	187.4
1980	Ole Miss	11	295	164	2045	185.9
1981	Vanderbilt	11	476	269	3036	276.0
1982	Vanderbilt	11	454	252	2837	257.9
1983	Vanderbilt	11	519	296	3299	293.7
1984	Vanderbilt	11	437	246	2920	265.5
1985	Florida	11	304	189	2924	265.8
1986	LSU	11	335	207	2623	235.8
1987	LSU	11	311	187	2554	232.2
1988	Vanderbilt	11	370	202	2652	241.1
1989	LSU	11	327	188	2839	258.1
1990	Florida	11	415	246	3197	290.6
1991	Florida	11	390	235	3393	308.5
1992	Florida	12	503	290	3440	286.7
1993	Florida	12	488	284	4072	339.3
1994	Georgia	11	462	276	3721	338.3
1995	Florida	12	457	287	4330	360.8
1996	Florida	12	412	234	4007	333.9
1997	Kentucky	11	562	374	4019	365.4
1998	Kentucky	11	574	414	4534	412.2
1999	Kentucky	11	468	304	3289	299.0
2000	Kentucky	11	564	322	3689	335.4
2001	Florida	11	464	299	4457	405.2
2002	Florida	13	517	295	3519	270.7
2003	Ole Miss	13	449	282	3718	286.0
2004	Florida	12	407	243	3253	271.1
2005	Vanderbilt	11	467	274	3086	280.5
2006	Kentucky	13	436	273	3597	276.7
2007	Kentucky	13	528	331	3743	287.9
2008	Georgia	13	400	246	3610	277.7
2009	Arkansas	13	439	237	3842	295.5
2010	Arkansas	13	465	301	4338	337.7
2011	Arkansas	13	471	299	3909	300.7
2012	Texas A&M	13	492	329	4114	316.5
2013	Texas A&M	13	489	339	4593	353.3

### TOTAL OFFENSE

Year	School	G	Atts	Yds	Avg
1948	Georgia Tech	10	658	3549	354.9
1949	Ole Miss	10	680	3864	386.4
1950	Alabama	11	773	4578	416.2
1951	Ole Miss	10	701	3726	372.6
1952	Ole Miss	10	748	3883	388.3
1953	Auburn	10	607	3398	339.8
1954	Ole Miss	10	664	3875	387.5
1955	Ole Miss	10	609	3396	339.6
1956	Auburn	10	670	3749	374.9
1957	Ole Miss	10	666	3562	356.2
1958	Auburn	10	649	3194	319.4
1959	Ole Miss	10	698	3690	369.0
1960	Ole Miss	10	646	3626	362.6
1961	Ole Miss	10	674	4186	418.6
1962	Ole Miss	9	628	3281	364.5
1963	Ole Miss	9		2944	327.1
1964	Alabama	10	620	3129	312.9
1965	Florida	10	719	3376	337.6
1966	Florida	10	714	3611	361.1
1967	Florida	10	799	3673	367.3
1968	Georgia	10	859	3917	391.7
1969	Florida	10	826	4348	434.8
1970	Auburn	10	684	4850	485.0
1971	LSU	11	832	4263	387.5
1972	Alabama	11	832	4501	409.2
1973	Alabama	11	758	5288	480.7
1974	Vanderbilt	11	825	4570	415.5
1975	Florida	11	796	4460	405.5
1976	Florida	11	737	4400	400.0
1977	Alabama	11	821	4584	416.7
1978	Alabama	11	796	4433	403.0

1979	Alabama	11	875	4715	428.6
1980	Ole Miss	11	829	4286	389.6
1981	Georgia	11	865	4912	446.5
1982	Mississippi State	11	771	4642	422.0
1983	Alabama	11	823	4665	424.1
1984	Auburn	12	911	4923	410.2
1985	Auburn	11	808	4594	417.6
1986	Auburn	11	766	4590	417.3
1987	LSU	11	747	4845	440.5
1988	Auburn	11	804	4774	434.0
1989	Alabama	11	888	4778	434.4
1990	Florida	11	855	4978	452.6
1991	Tennessee	11	878	5145	467.7
1992	Georgia	11	732	4954	450.4
1993	Tennessee	11	762	5286	480.6
1994	Georgia	11	753	5135	466.8
1995	Florida	12	867	6413	534.4
1996	Florida	12	854	6047	503.9
1997	Tennessee	12	890	5794	482.8
1998	Kentucky	11	911	5876	534.2
1999	Georgia	11	831	4576	416.0
2000	Kentucky	11	869	4900	445.5
2001	Florida	11	788	5803	527.5
2002	Florida	13	982	5290	406.9
2003	Ole Miss	13	940	5631	433.2
2004	Florida	12	822	5123	426.9
2005	Auburn	12	820	4918	409.8
2006	LSU	13	818	5427	417.5
2007	Florida	13	848	5943	457.2
2008	Florida	14	874	6231	445.1
2009	Florida	14	919	6410	457.9
2010	Auburn	14	948	6989	499.2
2011	Arkansas	13	883	5695	438.1
2012	Texas A&M	13	1025	7261	558.5
2013	Texas A&M	13	954	6999	538.4

### RUSHING DEFENSE

Year	School	G	Atts	Yds	Avg
1948	Georgia Tech	10		749	74.9
1949	Kentucky	11	455	788	71.6
1950	Tulane	9	373	824	91.5
1951	Georgia Tech	11	477	1164	105.8
1952	Georgia Tech	11	473	1175	106.8
1953	LSU	11	481	1567	142.4
1954	Ole Miss	10	374	901	90.1
1955	Auburn	10	405	1078	107.8
1956	Georgia Tech	10	405	1284	128.4
1957	Auburn	10	390	674	67.4
1958	Auburn	10	370	796	79.6
1959	LSU	10		908	90.8
1960	Ole Miss	10	386	881	88.1
1961	Alabama	10		550	55.0
1962	Alabama	10		588	58.8
1963	Ole Miss	9	316	699	77.7
1964	Auburn	10		354	81.9
1965	Florida	10	408	884	88.4
1966	Ole Miss	10	408	741	74.1
1967	Alabama	10	411	940	94.0
1968	Alabama	10	401	849	84.9
1969	LSU	10	353	384	38.4
1970	LSU	11	356	574	52.2
1971	Georgia	11	424	1076	97.8
1972	Alabama	11	459	1263	114.8
1973	Alabama	11	487	1536	139.6
1974	Alabama	11	478	1599	145.4
1975	Alabama	11	460	1037	94.3
1976	LSU	11	504	1568	142.5
1977	Kentucky	11	493	1322	120.2
1978	Alabama	11	485	1540	140.0
1979	Alabama	11	393	1121	101.9
1980	Alabama	11	520	1394	126.7
1981	Georgia	11	391	797	72.5
1982	LSU	11	406	1004	91.3
1983	Tennessee	11	433	1231	111.9
1984	Florida	11	406	1336	121.5
1985	Georgia	11	440	1095	99.5
1986	Auburn	11	409	1325	120.5
1987	Auburn	11	437	1380	125.5
1988	Auburn	11	334	695	63.2
1989	Florida	11	397	975	88.6
1990	Florida	11	386	941	85.6
1991	Florida	11	398	1103	100.3
1992	Alabama	12	395	660	55.0
1993	Ole Miss	11	463	1127	102.5
1994	Florida	12	387	1015	84.6
1995	Arkansas	12	424	1251	104.3
1996	Alabama	12	381	1110	92.5
1997	Florida	11	362	778	70.7

### PASSING DEFENSE

Year	School	G	Att	Cmp	Yds	Avg
1948	Tennessee	10	193	77	748	74.8
1949	Tennessee	10	161	64	752	75.2
1950	Tennessee	11	154	65	652	59.2
1951	Vanderbilt	11	125	53	861	78.2
1952	Tennessee	10	116	44	531	53.1
1953	Tennessee	11	148	59	594	54.0
1954	Alabama	11	122	43	504	45.8
1955	Florida	10	92	37	420	42.0
1956	Ole Miss	10	118	48	506	50.6
1957	Georgia Tech	10	73	31	334	33.4
1958	Alabama	10			600	60.0
1959	Alabama	10			636	63.6
1960	Tennessee	10			538	53.8
1961	Ole Miss	10	149	58	649	64.9
1962	Ole Miss	9	146	60	670	74.4
1963	Ole Miss	9	123	47	522	58.0
1964	Florida	10	150	57	640	64.0
1965	Vanderbilt	10	152	78	849	84.9
1966	Alabama	10	208	86	944	94.4
1967	Georgia	10	214	77	947	94.7
1968	Vanderbilt	10	259	117	1293	129.3
1969	Georgia	10	298	117	1357	135.7
1970	Vanderbilt	11	207	108	1376	125.1
1971	Vanderbilt	11	196	89	1035	94.1
1972	Vanderbilt	11	164	61	883	80.3
1973	Florida	11	165	72	938	85.3
1974	Alabama	11	201	82	822	74.7
1975	Auburn	11	150	73	980	89.1
1976	Vanderbilt	11	155	72	892	81.1
1977	Tennessee	11	179	78	1067	97.0
1978	Vanderbilt	11	177	84	1284	116.7
1979	Alabama	11	218	78	860	78.2
1980	Alabama	11	210	93	1093	99.4
1981	Kentucky	11	236	123	1405	127.7
1982	Mississippi State	11	236	132</		



# RECORDS AND RESULTS

ALABAMA • ARKANSAS • AUBURN • FLORIDA • GEORGIA • KENTUCKY • LSU • OLE MISS

## ANNUAL TEAM STATISTICAL LEADERS

### TOTAL DEFENSE

Year	School	G	Atts	Yds	Avg
1948	Georgia Tech	10		1513	151.3
1949	Kentucky	11		1692	153.8
1951	Georgia Tech	11	708	2190	199.0
1950	Kentucky	11	674	1895	172.2
1952	Tennessee	10	578	1667	167.7
1953	Georgia Tech	11	655	2384	216.7
1954	Ole Miss	10	536	1723	172.3
1955	Auburn	10	531	1832	183.2
1956	Ole Miss	10	572	1955	195.5
1957	Auburn	10	529	1330	133.0
1958	Auburn	10	521	1575	157.5
1959	LSU	10	559	1432	143.2
1960	Alabama	10	535	1576	157.6
1961	Alabama	10		1321	132.1
1962	Ole Miss	9	446	1280	142.2
1963	Ole Miss	9	439	1221	135.7
1964	Auburn	10	495	1647	164.7
1965	Florida	10	617	2017	201.7
1966	Alabama	10	544	1741	174.1
1967	Georgia	10	647	2126	212.6
1968	Georgia	10	650	2351	235.1
1969	LSU	10	714	2280	228.0
1970	LSU	11	746	2689	244.5
1971	Alabama	11	663	2417	219.7
1972	Alabama	11	674	2334	212.2
1973	Florida	11	743	2656	241.5
1974	Alabama	11	679	2421	202.1
1975	Alabama	11	677	2046	186.0
1976	LSU	11	702	2564	233.1
1977	Kentucky	11	728	2590	235.5
1978	LSU	11	749	3122	283.8
1979	Alabama	11	611	1981	180.1
1980	Alabama	11	730	2487	226.1
1981	Florida	11	784	2826	256.9
1982	LSU	11	704	2707	246.1
1983	Tennessee	11	756	3069	279.0
1984	Florida	11	738	3325	302.3
1985	Florida	11	726	3111	282.8
1986	Ole Miss	11	777	3145	285.9
1987	Florida	11	744	2956	268.7
1988	Auburn	11	667	2399	218.1
1989	Florida	11	698	2661	241.9
1990	Alabama	11	711	2523	229.4
1991	Tennessee	11	676	3154	286.7
1992	Alabama	12	725	2330	194.7
1993	Ole Miss	11	724	2580	234.6
1994	LSU	11	711	3211	291.9
1995	Alabama	11	727	3125	284.1
1996	Tennessee	11	708	2602	236.6
1997	Vanderbilt	11	702	3026	275.1
1998	Florida	11	773	3153	286.6

1999	Mississippi State	11	734	2448	222.5
2000	Arkansas	11	714	3213	292.1
2001	Florida	11	712	3192	290.2
2002	Alabama	13	764	3345	257.3
2003	LSU	14	877	3528	252.0
2004	Alabama	12	726	2946	245.5
2005	Alabama	12	713	3061	255.1
2006	LSU	13	764	3156	242.8
2007	LSU	14	915	4043	288.8
2008	Tennessee	12	776	3162	263.5
	Alabama	14	858	3689	263.5
2009	Alabama	14	844	3418	244.1
2010	Alabama	13	802	3723	286.4
2011	Alabama	13	720	2387	183.6
2012	Alabama	14	837	3500	250.0
2013	Alabama	13	771	3725	286.5

### NET PUNTING

Year	School	G	No	Avg.	Net Avg
1988	Alabama	11	59	41.9	39.8
1989	Ole Miss	11	62	39.2	38.2
1990	Ole Miss	11	54	38.6	37.9
1991	Florida	11	47	42.4	37.5
1992	Auburn	11	67	42.4	39.2
1993	Auburn	11	51	46.9	38.7
1994	Auburn	11	54	44.5	38.5
1995	Vanderbilt	11	74	41.0	39.1
1996	Vanderbilt	11	79	45.9	42.7
1997	LSU	11	54	46.0	43.3
1998	Alabama	11	66	44.0	40.8
1999	Kentucky	11	49	41.0	39.9
2000	Georgia	11	58	42.2	39.5
2001	Georgia	11	44	43.9	40.7
2002	Kentucky	12	71	44.3	40.1
2003	Ole Miss	13	60	42.9	39.0
2004	Tennessee	13	59	40.5	39.0
2005	LSU	13	63	40.9	39.0
2006	Auburn	13	47	45.7	38.6
2007	Florida	13	37	39.3	38.7
2008	Florida	14	45	43.4	38.1
2009	Georgia	13	56	48.1	41.9
2010	Florida	13	51	2253	40.9
2011	LSU	14	66	2909	41.2
2012	Arkansas	12	54	2416	40.8
2013	Alabama	13	40	1875	42.4

### KICKOFF RETURNS

Year	School	G	No	Yds	Avg
1988	Georgia	11	36	867	24.1
1989	Georgia	11	32	760	23.8
1990	Tennessee	12	42	1023	24.4
1991	Florida	11	27	652	24.2
1992	Arkansas	11	29	739	25.5

1993	Tennessee	11	28	661	23.6
1994	Kentucky	11	54	1263	23.4
1995	Tennessee	11	30	752	25.1
1996	Alabama	12	22	532	24.2
1997	Miss. State	11	36	824	22.9
1998	Alabama	11	35	830	23.7
1999	Tennessee	11	28	662	23.6
2000	Tennessee	11	32	751	23.5
2001	Ole Miss	11	33	805	24.4
2002	LSU	13	38	914	24.1
2003	Ole Miss	13	36	853	23.7
2004	Alabama	12	29	708	24.4
2005	Arkansas	11	33	965	29.2
2006	Auburn	13	36	934	25.9
2007	Tennessee	14	60	1462	24.4
2008	Kentucky	13	44	1161	26.4
2009	Florida	14	40	1055	26.4
2010	Florida	13	53	1392	26.3
2011	Auburn	13	55	1356	24.7
2012	Missouri	12	35	564	24.7
2013	Texas A&M	13	48	1012	21.1

### PUNT RETURNS

Year	School	G	No	Yds	Avg
1988	Georgia	11	31	388	12.5
1989	Kentucky	11	33	398	12.1
1990	Miss. State	11	24	361	15.0
1991	Alabama	11	29	486	16.8
1992	Vanderbilt	11	21	278	13.2
1993	LSU	11	20	256	12.8
1994	Tennessee	11	34	455	13.4
1995	LSU	11	22	252	11.4
1996	LSU	11	25	371	14.8
1997	Tennessee	12	29	388	13.4
1998	Mississippi State	12	32	453	14.2
1999	Kentucky	11	18	248	13.8
2000	Florida	12	30	450	15.0
2001	Georgia	11	29	410	14.1
2002	Kentucky	12	40	625	15.6
2003	LSU	14	46	667	14.5
2004	Georgia	12	29	399	13.8
2005	Kentucky	11	23	395	17.2
2006	Kentucky	13	18	368	20.4
2007	Florida	13	26	392	15.1
2008	Georgia	13	24	422	17.6
2009	LSU	13	27	509	18.9
2010	Arkansas	13	20	311	15.6
2011	Ole Miss	12	14	219	15.6
2012	Missouri	12	28	421	15.0
2013	Auburn	14	32	377	11.8

## ANNUAL INDIVIDUAL STATISTICAL LEADERS

### RUSHING (RANKED ON TOTAL YARDS)

Year	Player (School)	Atts	Yds
1948	Eddie Price, Tulane	188	1178
1949	John Dottley, Ole Miss	208	1312
1950	John Dottley, Ole Miss	191	1007
1951	Hank Lauricella, Tennessee	111	881
1952	Bobby Marlow, Alabama	176	950
1953	Jerry Marchand, LSU	137	696
1954	Joe Childress, Auburn	148	836
1955	Fob James, Auburn	123	879
1956	Tommy Lorino, Auburn	82	692
1957	Jimmy Taylor, LSU	162	762
1958	Billy Cannon, LSU	115	686
1959	Charley Flowers, Ole Miss	141	733
1960	Tom Mason, Tulane	120	663
1961	Mike Fracchia, Alabama	130	652
1962	Larry Dupree, Florida	113	604
1963	Jimmy Sidle, Auburn	185	1006
1964	Don Schwab, LSU	160	683
1965	Steve Bowman, Alabama	153	770
1966	Larry Smith, Florida	162	742
1967	Steve Hindman, Ole Miss	215	829
1968	Rich Pickens, Tennessee	133	736
1969	Doug Mathews, Vanderbilt	167	849

### Beginning in 1970, ranked on yards per game

Year	Player (School)	G	Att	Yds	Avg
1970	Johnny Musso, Alabama	11	226	1137	103.4
1971	Johnny Musso, Alabama	10	191	1088	108.8
1972	Terry Henley, Auburn	9	216	843	93.7
1973	Sonny Collins, Kentucky	11	224	1213	110.3
1974	Sonny Collins, Kentucky	9	177	970	107.8
1975	Jimmy DuBose, Florida	11	191	1307	118.8
1976	Terry Robiskie, LSU	11	224	1117	101.5
1977	Charles Alexander, LSU	11	311	1686	153.3
1978	Joe Cribbs, Auburn	10	253	1205	120.5
1979	James Brooks, Auburn	11	163	1208	109.8
1980	Herschel Walker, Georgia	11	274	1616	146.9
1981	Herschel Walker, Georgia	11	385	1891	171.9
1982	Herschel Walker, Georgia	11	335	1752	159.3
1983	Johnnie Jones, Tennessee	10	191	1116	111.6
1984	Johnnie Jones, Tennessee	11	229	1290	117.3
1985	Bo Jackson, Auburn	11	278	1786	162.4
1986	Brent Fullwood, Auburn	11	167	1391	126.5
1987	Emmitt Smith, Florida	11	229	1341	121.9
1988	Tim Worley, Georgia	11	191	1216	110.5
1989	Emmitt Smith, Florida	11	284	1599	145.4
1990	Tony Thompson, Tennessee	11	219	1261	105.1
1991	Errict Rhett, Florida	11	224	1109	100.8
1992	Garrison Hearst, Georgia	11	228	1547	140.6
1993	James Bostic, Auburn	11	199	1205	109.6



# RECORDS AND RESULTS



MISSISSIPPI STATE • MISSOURI • SOUTH CAROLINA • TENNESSEE • TEXAS A&M • VANDERBILT

1994	Stephen Davis, Auburn	11	221	1263	114.8
1995	Moe Williams, Kentucky	11	294	1600	145.5
1996	Duce Staley, South Carolina	9	218	1116	124.0
1997	Kevin Faulk, LSU	9	205	1144	127.1
1998	Kevin Faulk, LSU	11	229	1279	116.3
1999	Shaun Alexander, Alabama	11	302	1383	125.7
2000	Rudi Johnson, Auburn	12	324	1567	130.6
2001	Travis Stephens, Tennessee	12	291	1464	122.0
2002	Artose Pinner, Kentucky	12	283	1414	117.8
2003	Cedric Cobbs, Arkansas	12	227	1320	110.0
2004	Ciatrick Fason, Florida	12	222	1267	105.6
2005	Kenny Irons, Auburn	12	256	1293	107.8
2006	Darren McFadden, Arkansas	14	284	1647	117.6
2007	Darren McFadden, Arkansas	13	325	1830	140.8
2008	Knowshon Moreno, Georgia	13	250	1400	107.7
2009	Anthony Dixon, Mississippi State	11	257	1391	126.5
2010	Cam Newton, Auburn	14	264	1473	105.2
2011	Trent Richardson, Alabama	13	283	1679	129.2
2012	Johnny Manziel, Texas A&M	13	201	1410	108.5
2013	Tre Mason, Auburn	14	317	1816	129.7

2010	Ryan Mallett, Arkansas	266-411-12-3869	32	64.7	297.6
2011	Tyler Wilson, Arkansas	438-277-6-3638	24	63.2	148.4
2012	A.J. McCarron, Alabama	314-211-3-2933	30	67.7	175.3
2013	Johnny Manziel, Texas A&M	429-300-13-4114	37	69.9	172.9

## RECEIVING (RANKED ON TOTAL YARDS)

Year	Player & School	Rec.	Yds
1948	Bob Walston, Georgia	25	525
1949	Jack Stribling, Ole Miss	22	598
1950	Bucky Curtis, Vanderbilt	27	791
1951	Harry Babcock, Georgia	41	666

### Beginning in 1952, ranked on total receptions

1952	John Carson, Georgia	32	467
1953	John Carson, Georgia	45	663
1954	Jim Pyburn, Auburn	28	460
1955	Jimmy Orr, Georgia	24	443
1956	Jimmy Phillips, Auburn	23	383
1957	Jimmy Orr, Georgia	16	237
1958	Calvin Bird, Kentucky	21	373
	Pete Abanie, Tulane	21	266
1959	Bobby Towns, Georgia	18	263
1960	Fred Brown, Georgia	31	275
1961	Tom Hutchinson, Kentucky	32	543
1962	Clem Dellenger, Tulane	39	375
1963	Pat Hodgson, Georgia	24	375
1964	Charley Casey, Florida	47	673
1965	Charley Casey, Florida	58	809
1966	Richard Trapp, Florida	63	872
1967	Bob Goodridge, Vanderbilt	79	1114
1968	Sammy Miller, Mississippi State	64	909
1969	Carlos Alvarez, Florida	88	1329

### Beginning in 1970, ranked on receptions per game

	G	Rec.	Yds	RPG	
1970	David Smith, Mississippi State	11	74	987	6.7
1971	Terry Beasley, Auburn	10	55	846	5.5
1972	Bill Buckley, Mississippi State	11	47	776	4.3
1973	Bill Buckley, Mississippi State	11	41	661	3.7
1974	Lee McGriff, Florida	11	36	698	3.3
1975	Larry Seivers, Tennessee	11	41	840	3.7
1976	Larry Seivers, Tennessee	11	51	737	4.6
1977	Martin Cox, Vanderbilt	11	48	783	4.4
1978	Mardye McDole, Mississippi State	11	48	1035	4.4
1979	Preston Brown, Vanderbilt	11	52	786	4.7
1980	Cris Collinsworth, Florida	11	40	599	3.6
1981	Norman Jordan, Vanderbilt	9	49	454	5.4
1982	Allama Matthews, Vanderbilt	11	61	797	5.5
1983	Keith Edwards, Vanderbilt	11	97	909	8.8
1984	Keith Edwards, Vanderbilt	11	60	576	5.5
1985	Everett Crawford, Vanderbilt	10	50	533	5.2
1986	Wendell Davis, LSU	11	80	1244	7.3
1987	Wendell Davis, LSU	11	72	993	6.6
1988	Boo Mitchell, Vanderbilt	11	78	1213	7.1
1989	Brad Gaines, Vanderbilt	11	67	634	6.1
1990	Kirk Kirkpatrick, Florida	11	55	770	5.0
1991	Todd Kinchen, LSU	11	53	855	4.8
1992	Willie Jackson, Florida	12	62	722	5.2
1993	Brice Hunter, Georgia	11	76	970	6.9
1994	Brice Hunter, Georgia	11	59	799	5.4
1995	Chris Doering, Florida	12	70	1045	5.8
1996	Joey Kent, Tennessee	11	68	1080	6.2
1997	Craig Yeast, Kentucky	11	73	873	6.6
1998	Craig Yeast, Kentucky	11	85	1311	7.7
1999	James Whalen, Kentucky	11	90	1019	8.2
2000	Jabar Gaffney, Florida	12	71	1184	5.9
2001	Josh Reed, LSU	12	94	1740	7.8
2002	Taylor Jacobs, Florida	11	71	1088	6.5
2003	Chris Collins, Ole Miss	13	77	949	5.9
2004	O.J. Small, Florida	12	63	719	5.3
2005	Chad Jackson, Florida	12	88	900	7.3
2006	Earl Bennett, Vanderbilt	12	82	1146	6.8
2007	Kenny McKinley, South Carolina	12	77	968	6.42
2008	Kenny McKinley, South Carolina	10	54	642	5.4
2009	Shay Hodge, Ole Miss	13	70	1135	5.38
2010	Randall Cobb, Kentucky	13	84	1017	6.46
2011	Da'Rick Rogers, Tennessee	12	67	1040	5.6
2012	Cobi Hamilton, Arkansas	12	90	1335	7.5
2013	Jordan Matthews, Vanderbilt	13	112	1477	8.6

## TOTAL OFFENSE (RANKED ON TOTAL YARDS)

Year	Player & School	Rush	Pass	Total
1948	John Rauch, Georgia	-117	1307	1190
1949	John Dottley, Ole Miss	1312	0	1312
1950	Babe Parilli, Kentucky	54	1627	1681
1951	Bill Wade, Vanderbilt	37	1609	1646
1952	Zeke Bratkowski, Georgia	-50	1824	1774
1953	Zeke Bratkowski, Georgia	-45	1461	1416

## PASSING (RANKED ON TOTAL YARDS)

Year	Player (School)	Att.-Comp.-Int	Yards	TDs	Pct.
1948	John Rauch, Georgia	141-71-13	1307	5	50.4
1949	Babe Parilli, Kentucky	150-81-13	1081	8	54.0
1950	Babe Parilli, Kentucky	203-114-12	1627	23	56.1
1951	Babe Parilli, Kentucky	239-136-12	1643	19	56.9
1952	Zeke Bratkowski, Georgia	262-131-16	1824	12	50.0
1953	Zeke Bratkowski, Georgia	224-113-23	1461	6	50.4
1954	Bob Hardy, Kentucky	108-57-11	887	5	52.8
1955	Dick Young, Georgia	97-48-8	875	8	49.5
1956	Raymond Brown, Ole Miss	84-40-8	653	8	47.6
1957	Boyce Smith, Vanderbilt	98-49-10	664	8	50.0
1958	Richie Pettibon, Tulane	125-66-10	728	3	52.8
1959	Jake Gibbs, Ole Miss	94-46-2	755	6	48.9
1960	Fran Tarkenton, Georgia	185-108-12	1189	7	58.4
1961	Pat Trammell, Alabama	133-75-2	1035	8	56.4
1962	Joe Namath, Alabama	146-76-8	1192	13	52.0
1963	Larry Rakestraw, Georgia	209-103-14	1297	7	49.3
1964	Rick Norton, Kentucky	202-106-10	1514	9	52.5
1965	Steve Spurrier, Florida	287-148-13	1893	14	51.6
1966	Steve Spurrier, Florida	291-179-8	2012	16	61.5

### Beginning in 1967, ranked on efficiency rating (Based on an average of 10 attempts per game)

Year	Player & School	Att.-Comp.-Int.-Yards	TDs	Pct.	Rating
1967	Ken Stabler, Alabama	178-103-13-1214	9	57.9	116.94
1968	Bubba Wyche, Tennessee	237-134-7-1539	14	56.5	124.63
1969	Archie Manning, Ole Miss	265-154-9-1752	14	58.2	135.15
1970	Pat Sullivan, Auburn	281-167-12-2586	17	59.4	148.09
1971	Bert Jones, LSU	119-66-4-945	9	55.5	141.43
1972	Bert Jones, LSU	199-103-7-1446	14	51.8	129.00
1973	Condredge Holloway, Tennessee	154-89-4-1450	10	57.8	136.75
1974	Matt Robinson, Georgia	121-60-10-1317	8	49.6	150.07
1975	Randy Wallace, Tennessee	145-72-11-1318	8	49.7	133.21
1976	Jimmy Fisher, Florida	146-83-8-1511	10	56.8	155.36
1977	Jeff Rutledge, Alabama	107-64-5-1207	8	59.8	169.88
1978	Jeff Rutledge, Alabama	140-73-10-1078	13	52.1	133.05
1979	John Fourcade, Ole Miss	196-115-9-1521	7	58.7	126.50
1980	Buck Belue, Georgia	156-77-5-1314	11	49.3	131.80
1981	Buck Belue, Georgia	188-114-9-1603	12	60.6	143.70
1982	Alan Risher, LSU	234-149-8-1834	17	63.7	146.00
1983	Wayne Peace, Florida	292-186-10-2079	10	63.7	128.00
1984	Kerwin Bell, Florida	184-98-7-1614	16	53.3	148.00
1985	Daryl Dickey, Tennessee	131-85-1-1161	10	64.9	163.10
1986	Tom Hodson, LSU	288-175-8-2261	19	60.8	142.90
1987	Eric Jones, Vanderbilt	229-139-11-1954	16	60.7	145.80
1988	Reggie Slack, Auburn	279-168-11-2230	9	60.2	130.11
1989	Tom Hodson, LSU	317-183-12-2655	22	57.7	143.41
1990	Mike Healey, Vanderbilt	130-75-1-1041	10	57.7	148.80
1991	Shane Matthews, Florida	361-218-18-3130	28	60.4	148.84
1992	Eric Zeier, Georgia	258-151-12-2248	12	58.5	137.80
1993	Heath Shuler, Tennessee	285-184-8-2354	25	64.6	157.3
1994	Terry Dean, Florida	180-109-10-1492	20	60.6	165.8
1995	Danny Wuerffel, Florida	325-210-10-3266	35	64.6	178.4
1996	Danny Wuerffel, Florida	360-207-13-3625	39	57.5	170.6
1997	Mike Bobo, Georgia	306-199-8-2751	19	65.0	155.8
1998	Tim Couch, Kentucky	553-400-15-4275	36	72.3	153.3
1999	Dusty Bonner, Kentucky	465-303-13-3266	26	65.2	137.0
2000	Rex Grossman, Florida	212-131-7-1866	21	61.8	161.8
2001	Rex Grossman, Florida	395-259-12-3896	34	65.6	170.8
2002	David Greene, Georgia	379-218-8-2924	22	57.5	137.3
2003	Matt Mauck, LSU	358-229-14-2825	28	64.0	148.2
2004	Jason Campbell, Auburn	270-188-7-2700	20	69.6	172.9
2005	Jay Cutler, Vanderbilt	462-273-9-3073	21	59.1	126.1
2006	JaMarcus Russell, LSU	342-232-8-3129	28	67.8	167.0
2007	Tim Tebow, Florida	350-234-6-3286	32	66.9	172.5
2008	Tim Tebow, Florida	298-192-4-2746	30	64.4	172.4
2009	Ryan Mallett, Arkansas	403-225-7-3624	30	55.8	278.8



# RECORDS AND RESULTS

ALABAMA • ARKANSAS • AUBURN • FLORIDA • GEORGIA • KENTUCKY • LSU • OLE MISS

1954	Bobby Freeman, Auburn	267	865	1132
1955	John Majors, Tennessee	657	476	1133
1956	John Majors, Tennessee	549	552	1101
1957	Ray Brown, Ole Miss	530	308	838
1958	Lloyd Nix, Auburn	283	682	965
1958	Jake Gibbs, Ole Miss	228	755	933
1960	Fran Tarkenton, Georgia	85	1189	1274
1961	Pat Trammell, Alabama	279	1035	1314
1962	Billy Lothridge, Georgia Tech	478	1006	1484
1963	Jimmy Sidle, Auburn	1006	706	1712
1964	Rick Norton, Kentucky	-195	1514	1319
1965	Steve Spurrier, Florida	230	1893	2123
1966	Steve Spurrier, Florida	66	2012	2095
1967	Loran Carter, Auburn	65	1307	1372
1968	Tommy Pharr, Mississippi State	239	1838	2085
1969	John Reeves, Florida	-44	2896	2852

### Beginning in 1970, ranked on average yards-per-game

	G	Rush	Pass	Total	Avg	
1970	Pat Sullivan, Auburn	10	270	2586	2856	285.6
1971	Pat Sullivan, Auburn	10	84	2012	2096	209.6
1972	Norris Weese, Ole Miss	10	542	917	1459	145.9
1973	Fred Fisher, Vanderbilt	11	373	1450	1823	165.7
1974	Rockey Felker, Mississippi State	11	446	1147	1593	144.8
1975	Randy Wallace, Tennessee	12	211	1318	1529	127.4
1976	Jimmy Fisher, Florida	11	288	1511	1799	163.5
1977	Charles Alexander, LSU	11	1686	17	1783	162.1
1978	Dave Marler, Mississippi State	11	-31	2422	2391	217.4
1979	John Fourcade, Ole Miss	11	493	1521	2014	183.1
1980	John Fourcade, Ole Miss	11	402	1897	2299	209.0
1981	Whit Taylor, Vanderbilt	9	-65	2318	2253	250.3
1982	Whit Taylor, Vanderbilt	11	198	2481	2679	243.5
1983	Kurt Page, Vanderbilt	11	-144	3178	3034	275.8
1984	Kurt Page, Vanderbilt	11	-64	2405	2341	212.8
1985	Don Smith, Mississippi State	11	554	2332	2886	262.4
1986	Don Smith, Mississippi State	11	403	2349	2752	213.9
1987	Eric Jones, Vanderbilt	11	665	1954	2619	238.1
1988	Eric Jones, Vanderbilt	11	305	2548	2853	259.4
1989	Tom Hodson, LSU	11	-51	2655	2604	236.7
1990	Shane Matthews, Florida	11	-27	2952	2925	265.9
1991	Shane Matthews, Florida	11	10	3130	3140	285.5
1992	Shane Matthews, Florida	12	-29	3205	3176	264.7
1993	Eric Zeier, Georgia	11	-43	3525	3482	316.6
1994	Eric Zeier, Georgia	11	61	3396	3457	314.3
1995	Danny Wuerrfel, Florida	11	-141	3266	3125	284.1
1996	Danny Wuerrfel, Florida	12	-100	3625	3525	293.8
1997	Tim Couch, Kentucky	11	-125	3884	3759	341.7
1998	Tim Couch, Kentucky	11	-124	4275	4151	377.4
1999	Dusty Bonner, Kentucky	11	-141	3266	3125	284.1
2000	Jared Lorenzen, Kentucky	11	140	3687	3827	347.9
2001	Rex Grossman, Florida	11	8	3896	3904	354.9
2002	Rex Grossman, Florida	13	-65	3402	3337	256.7
2003	Eli Manning, Ole Miss	13	-28	3600	3572	274.8
2004	Chris Leak, Florida	12	79	3197	3276	273.0
2005	Jay Cutler, Vanderbilt	11	215	3073	3288	298.9
2006	Andre' Woodson, Kentucky	13	-137	3515	3378	259.8
2007	Tim Tebow, Florida	13	895	3286	4181	321.6
2008	Matthew Stafford, Georgia	13	40	3459	3499	269.2
2009	Ryan Mallett, Arkansas	13	-29	3624	3595	276.5
2010	Cam Newton, Auburn	14	1473	2854	4327	309.1
2011	Tyler Wilson, Arkansas	13	-3	3638	3635	279.6
2012	Johnny Manziel, Texas A&M	13	1410	3706	5116	393.5
2013	Johnny Manziel, Texas A&M	13	759	4114	4873	374.8

### SCORING (RANKED ON TOTAL POINTS)

Year	Player & School	TDs	PATs	FGs	Pts
1933	Beattie Feathers, Tennessee	13	0	0	78
1934	Claude Simons, Tulane	10	9	0	69
1935	Ray Hapes, Ole Miss	12	2	0	74
1936	Bob Davis, Kentucky	11	0	0	66
1937	Pinky Rohm, LSU	9	0	0	54
	Bob Davis, Kentucky	9	0	0	54
1938	Parker Hall, Ole Miss	11	6	0	72
1939	Harvey Johnson, Mississippi State	10	2	0	62
1940	Merle Hapes, Mississippi State	12	0	0	72
1941	Jack Jenkins, Vanderbilt	12	15	1	90
1942	Frank Sinkwich, Georgia	16	0	0	96
1943	Steve Van Buren, LSU	14	14	0	98
1944	Tom McWilliams, Mississippi State	14	0	0	84
1945	Fred Grant, Alabama	11	0	0	66
1946	Charlie Trippi, Georgia	14	0	0	84
1947	Charlie Conerly, Ole Miss	9	0	0	54
	Bobby Forbes, Florida	9	0	0	54
1948	Joe Geri, Georgia	9	36	0	90
1949	John Dottle, Ole Miss	14	0	0	84
1950	Al Bruno, Kentucky	10	0	0	60
	Wilbur Jamerson, Kentucky	10	0	0	60
	Al Lary, Alabama	10	0	0	60
1951	Hal Payne, Tennessee	14	0	0	84

1952	Jackie Parker, Mississippi State	16	24	0	120
1953	Jimmy Wade, Tennessee	12	0	0	72
1954	Joe Childress, Auburn	7	20	1	65
1955	Paige Cothren, Ole Miss	6	20	6	74
1956	Jim Taylor, LSU	8	8	1	59
1957	Jim Taylor, LSU	12	14	0	86
1958	Billy Cannon, LSU	11	8	0	74
1959	Charley Flowers, Ole Miss	11	0	0	66
1960	Tom Mason, Tulane	13	0	0	78
1961	Wendell Harris, LSU	8	28	6	94
1962	Cotton Clark, Alabama	15	2	0	92
1963	Billy Lothridge, Georgia Tech	3	15	12	69
1964	Doug Moreau, LSU	4	10	13	73
1965	Rodger Bird, Kentucky	13	0	0	78
1966	Bobby Etter, Georgia	0	21	12	57
1967	Dicky Lyons, Kentucky	11	4	1	73
1968	Dicky Lyons, Kentucky	11	0	0	66
1969	Tommy Durrance, Florida	18	2	0	110

### Beginning in 1970, ranked on points per game

	G	TDs	PATs	FGs	Pts	Avg	
1970	Terry Beasley, Auburn	10	12	0	0	72	7.2
1971	Johnny Musso, Alabama	10	16	0	0	100	10.0
1972	Haskel Stanback, Tennessee	10	13	0	0	78	7.8
1973	Sonny Collins, Kentucky	11	13	1-2pt.	0	80	7.3
1974	Stanley Morgan, Tennessee	11	14	0	0	84	7.6
1975	Kevin McLee, Georgia	10	10	0	0	60	6.0
	Stanley Morgan, Tennessee	10	10	0	0	60	6.0
1976	Terry Robiskie, LSU	11	12	0	0	72	6.5
1977	Robbie Alexander, LSU	11	17	2	0	104	9.5
1978	Joe Cribbs, Auburn	10	16	2	0	98	9.8
1979	Joe Cribbs, Auburn	11	15	4	0	94	8.5
1980	Herschel Walker, Georgia	11	15	0	0	90	8.2
1981	Herschel Walker, Georgia	11	20	0	0	120	10.9
1982	Herschel Walker, Georgia	11	17	1-2pt.	0	104	9.5
1983	Bobby Raymond, Florida	11	0	29	20	89	8.1
1984	Bobby Raymond, Florida	11	0	34	23	103	9.4
1985	Bo Jackson, Auburn	11	17	0	0	102	9.3
	Carlos Reveiz, Tennessee	11	0	30	24	102	9.3
1986	William Howard, Tennessee	8	14	1-2pt.	0	86	10.8
1987	Reggie Cobb, Tennessee	12	20	0	0	120	10.0
1988	Tim Worley, Georgia	11	18	0	0	108	9.8
1989	Siran Stacy, Alabama	11	18	0	0	108	9.8
1990	Greg Burke, Tennessee	12	0	50	19	107	8.9
1991	Arden Czyzewski, Florida	11	0	44	11	77	7.0
1992	Garrison Hearst, Georgia	11	21	0	0	126	11.5
1993	John Becksvort, Tennessee	11	0	59	12	95	8.6
1994	Judd Davis, Florida	12	0	107	14	107	8.9
1995	Stephen Davis, Auburn	11	17	0	0	102	9.3
	Moe Williams, Kentucky	11	17	0	0	102	9.3
1996	Reidel Anthony, Florida	12	18	1	0	110	9.2
1997	Kevin Faulk, LSU	9	15	0	0	90	10.0
1998	Kevin Faulk, LSU	11	17	0	0	102	9.3
	Shaun Alexander, Alabama	11	17	0	0	102	9.3
1999	Shaun Alexander, Alabama	11	24	0	0	144	13.1
2000	Deuce McAllister, Ole Miss	11	17	0	0	102	9.3
2001	Jeff Chandler, Florida	10	0	46	19	103	10.3
2002	Billy Bennett, Georgia	14	0	52	26	130	9.3
2003	Jonathan Nichols, Ole Miss	13	0	49	25	125	9.5
2004	Matt Leach, Florida	12	0	49	13	88	7.3
2005	Brandon Coutu, Georgia	13	0	45	23	114	8.8
2006	James Wilhoit, Tennessee	13	0	42	18	96	7.4
2007	Tim Tebow, Florida	13	23	0	0	138	10.6
2008	Percy Harvin, Florida	12	17	0	0	102	8.5
2009	Leigh Tiffin, Alabama	14	0	42	30	132	9.4
2010	Vick Ballard, Mississippi State	12	20	0	0	120	10.0
2011	Trent Richardson, Alabama	13	24	0	0	144	11.1
2012	Johnny Manziel, Texas A&M	13	21	0	0	126	9.7
2013	Tre Mason, Auburn	14	25	0	0	150	10.7

### PUNTING (RANKED ON AVERAGE)

Year	Player & School	Kicks	Yards	Avg
1948	Rip Collins, LSU	66		41.3
1949	Fred Montsdeoca, Florida	62		41.6
1951	Bobby Wilson, Alabama	33		41.9
1952	Rick Casares, Florida	23		41.4
1953	Zeke Bratkowski, Georgia	50		42.6
1954	Don Chandler, Florida	21		42.9
1955	Don Chandler, Florida	22		44.3
1956	Bob Gordon, Tennessee	14		47.1
1957	Bob Gordon, Tennessee	40		42.7
1958	Bobby Walden, Georgia	44		45.3
1959	Bobby Joe Green, Florida	54		44.9
1960	Bobby Walden, Georgia	38	1657	43.6
1961	Hank Lesesne, Vanderbilt	41	1703	41.5
1962	George Canale, Tennessee	53	2218	41.8
1963	Joe Kilgore, Auburn	51	2106	41.3
1964	Frank Lambert, Ole Miss	50	2205	44.1
1965	Richard McGraw, Mississippi State	48	2014	42.0

# RECORDS AND RESULTS



MISSISSIPPI STATE • MISSOURI • SOUTH CAROLINA • TENNESSEE • TEXAS A&M • VANDERBILT

1966	Ron Widby, Tennessee	48	2104	43.8
1967	Eddie Ray, LSU	52	2228	42.8
1968	Julian Fagan, Ole Miss	75	3120	41.6
1969	Spike Jones, Georgia	71	3092	43.5
1970	Frank Mann, Alabama	46	1880	40.9
1971	Greg Gantt, Alabama	47	1967	41.9
1972	Greg Gantt, Alabama	44	1875	42.6
1973	Greg Gantt, Alabama	25	1217	48.7
1974	Neil Clabo, Tennessee	64	2757	43.1
1975	Clyde Baumgarner, Auburn	49	2004	40.9
1976	Craig Colquitt, Tennessee	59	2510	42.5
1977	Jim Miller, Ole Miss	66	3029	45.9
1978	Jim Miller, Ole Miss	76	3283	43.2
1979	Jim Miller, Ole Miss	53	2362	44.6
1980	Jim Arnold, Vanderbilt	72	3180	44.2
1981	Malcolm Simmons, Alabama	60	2637	43.9
1982	Jimmy Colquitt, Tennessee	46	2156	46.9
1983	Paul Calhoun, Kentucky	69	2981	43.2
1984	Ricky Anderson, Vanderbilt	58	2793	48.2
1985	Lewis Colbert, Auburn	57	2610	45.8
1986	Bill Smith, Ole Miss	57	2522	44.3
1987	Matt DeFrank, LSU	33	1373	41.6
1988	Kent Elmore, Tennessee	41	1818	44.3
1989	Rene Bourgeois, LSU	39	1715	44.0
1990	Joey Chapman, Tennessee	45	1885	41.9
1991	Shayne Edge, Florida	46	1991	43.3
1992	Todd Jordan, Mississippi State	52	2267	43.6
1993	Terry Daniel, Auburn	51	2393	46.9
1994	Terry Daniel, Auburn	53	2358	44.5
1995	Chad Kessler, LSU	47	2072	44.1
1996	Bill Marinangel, Vanderbilt	77	3586	46.6
1997	Chad Kessler, LSU	39	1961	50.3
1998	Daniel Pope, Alabama	66	2901	43.9
1999	Corey Gibbs, LSU	57	2452	43.0
2000	Alan Rhine, Florida	47	2035	43.3
2001	Glenn Pakulak, Kentucky	56	2492	44.5
2002	Glenn Pakulak, Kentucky	66	3008	45.6
2003	Dustin Colquitt, Tennessee	68	3081	45.3
2004	Jared Cook, Mississippi State	49	2143	43.7
2005	Kody Bliss, Auburn	44	1975	44.9
2006	Kody Bliss, Auburn	47	2149	45.7
2007	Patrick Fisher, LSU	59	2627	44.5
2008	Tim Mashay, Kentucky	53	2397	45.2
2009	Drew Butler, Georgia	56	2691	48.1
2010	Tyler Campbell, Ole Miss	60	2782	46.4
2011	Dylan Breeding, Arkansas	53	2400	45.3
2012	Kyle Christy, Florida	66	3023	45.8
2013	Drew Kaser, Texas A&M	44	2085	47.4

1996	John Avery, Ole Miss	17	473	2	27.8
1997	Boo Williams, South Carolina	18	527	2	29.3
1998	Craig Yeast, Kentucky	14	410	1	29.3
1999	Leonard Scott, Tennessee	20	540	1	27.0
2000	Ray Perkins, Vanderbilt	14	344	0	24.6
2001	Jason Armstead, Ole Miss	19	524	1	27.6
2002	Derek Abney, Kentucky	30	804	2	26.8
2003	Derek Abney, Kentucky	32	772	0	24.1
2004	Tyrone Prothro, Alabama	17	452	1	26.6
2005	Felix Jones, Arkansas	17	543	1	31.9
2006	Tristan Davis, Auburn	28	756	0	27.0
2007	Felix Jones, Arkansas	22	652	2	29.6
2008	Tristan Davis, Auburn	24	657	2	27.4
2009	D. Washington, Auburn	16	497	1	31.1
2010	Pa. Peterson, LSU	32	932	0	29.1
2011	Tre Mason, Auburn	24	633	1	26.4
2012	Cordarrelle Patterson, Tennessee	24	671	1	28.0
2013	Solomon Patton, Florida	22	642	1	29.2

## PUNT RETURNS

Year	Player (School)	Ret	Yds	TD	Avg.
1959	Billy Cannon, LSU	15	221	1	14.7
1960	Bill Jackson, Georgia	9	191	-	21.2
1961	Darrell Cox, Kentucky	21	281	-	13.4
1962	Cotton Clark, Alabama	15	243	-	12.8
1963	Joe Labruzzo, LSU	9	215	-	28.1
1964	Wayne Swinford, Georgia	34	343	0	10.1
1965	Marcus Rhoden, Mississippi State	19	413	3	21.7
1966	Dicky Lyons, Kentucky	25	419	2	16.8
1967	Jimmy Carter, Auburn	38	473	2	12.4
1968	Jake Scott, Georgia	35	440	1	12.6
1969	Bobby Majors, Tennessee	38	457	2	12.0
1970	Craig Burns, LSU	21	339	2	16.1
1971	Buzy Rosenberg, Georgia	35	438	2	12.8
1972	Eddie Brown, Tennessee	42	429	0	10.2
1973	Mike Fuller, Auburn	20	381	0	19.1
1974	Mike Fuller, Auburn	30	502	3	16.7
1975	Willie Shelby, Alabama	45	396	1	8.8
1976	Mark Mitchell, Georgia	20	233	0	11.6
1977	Mike Siganos, Kentucky	43	308	0	7.2
1978	Richard Blackmore, Mississippi State	11	155	0	14.1
1979	Roland James, Tennessee	19	243	1	12.8
1980	Scott Woerner, Georgia	31	488	1	15.7
1981	Glen Young, Mississippi State	19	307	2	16.2
1982	Lionel James, Auburn	25	394	0	15.8
1983	Timmy Moffett, Ole Miss	17	238	1	14.0
1984	Ricky Nattiel, Florida	22	346	1	15.7
1985	Brian Williams, Kentucky	20	223	1	11.1
1986	Thomas Woods, Tennessee	18	203	0	11.3
1987	Nathaniel Lewis, Georgia	14	194	1	13.9
1988	Chuck Carswell, Georgia	31	388	0	12.5
1989	Chris Tolbert, Kentucky	16	212	1	13.3
1990	Tony James, Mississippi State	23	341	2	14.8
1991	David Palmer, Alabama	24	386	3	16.1
1992	Jeff Brothers, Vanderbilt	20	246	0	12.3
1993	Shawn Summers, Tennessee	18	255	1	14.2
1994	Nilo Silvan, Tennessee	15	272	0	18.1
1995	Eddie Kennison, LSU	19	253	0	13.3
1996	Kevin Faulk, LSU	24	375	1	15.6
1997	Jacquez Green, Florida	27	392	2	14.5
1998	Kevin Prentiss, Mississippi State	26	339	1	13.0
1999	Kendrick Shanklin, Kentucky	16	216	1	13.5
2000	Lito Sheppard, Florida	22	307	2	14.0
2001	Domanick Davis, LSU	19	263	1	13.8
2002	Derek Abney, Kentucky	36	544	4	15.1
2003	Skyler Green, LSU	25	462	2	18.5
2004	Thomas Flowers, Georgia	16	242	0	15.1
2005	Rafael Little, Kentucky	21	355	0	16.9
2006	Mikey Henderson, Georgia	25	367	2	14.7
2007	Brandon James, Florida	14	254	1	18.1
2008	Robert Dunn, Auburn	15	240	1	16.0
2009	Trindon Holliday, LSU	20	362	1	18.1
2010	Pa. Peterson, LSU	26	418	2	16.1
2011	Joe Adams, Arkansas	19	321	4	16.9
2012	Ace Sanders, South Carolina	28	429	2	15.3
2013	Christian Jones, Alabama	23	321	2	14.0

## KICKOFF RETURNS

Year	Player (School)	Ret	Yds	TD	Avg.
1959	Calvin Bird, Kentucky	14	426	1	30.4
1960	Calvin Bird, Kentucky	14	344	-	24.5
1961	Larry McIntire, Tulane	15	352	-	23.5
1962	Jerry Graves, Tulane	21	513	-	24.4
1963	Roger Bird, Kentucky	11	332	-	30.2
1964	Dan Bland, Mississippi State	20	558	1	27.9
1965	Dan Bland, Mississippi State	20	449	0	24.9
1966	Marcus Rhoden, Mississippi State	26	572	1	22.0
1967	Dave Strong, Vanderbilt	28	577	0	20.6
1968	David Smith, Mississippi State	27	590	0	21.9
1969	Doug Mathews, Vanderbilt	26	607	0	23.3
1970	Jeff Peeples, Vanderbilt	33	646	0	19.6
1971	Doug Kotar, Kentucky	24	589	1	24.5
1972	Doug Nettles, Vanderbilt	23	566	0	24.6
1973	Walter Packer, Mississippi State	26	547	0	21.0
1974	Gene Washington, Georgia	28	669	0	23.9
1975	Robert Dow, LSU	23	598	0	26.0
1976	Robert Dow, LSU	20	499	0	24.9
1977	James Brooks, Auburn	27	654	0	24.2
1978	Lindsay Scott, Georgia	20	529	1	26.5
1979	James Brooks, Auburn	21	577	0	27.5
1980	Glen Young, Mississippi State	19	525	1	27.6
1981	Eric Martin, LSU	18	526	1	29.2
1982	Willie Gault, Tennessee	23	549	1	23.9
1983	Randall Morris, Tennessee	15	447	0	29.8
1984	Marc Logan, Kentucky	11	289	0	26.2
1985	Willie Goodloe, Ole Miss	22	506	0	23.0
1986	J.R. Ambrose, Ole Miss	13	353	1	27.2
1987	Sam Martin, LSU	17	459	0	27.0
1988	Anthony Morgan, Tennessee	24	580	0	24.2
1989	Arthur Marshall, Georgia	16	445	0	27.8
1990	Dale Carter, Tennessee	17	507	1	29.8
1991	Larry Kennedy, Florida	12	331	0	27.6
1992	David Butler, LSU	21	531	0	25.3
1993	Billy Williams, Tennessee	13	369	0	28.4
1994	Eric Moulds, Mississippi State	13	426	0	32.8
1995	Reidel Anthony, Florida	19	472	1	24.8





# RECORDS AND RESULTS

ALABAMA • ARKANSAS • AUBURN • FLORIDA • GEORGIA • KENTUCKY • LSU • OLE MISS

## 2013 NATIONAL COLLEGE FOOTBALL ATTENDANCE (For All NCAA Men's Varsity Teams)

	TOTAL TEAMS	GAMES OR SESSIONS	2013 ATTENDANCE	AVERAGE	CHANGE IN TOTAL	CHANGE IN AVG.
Home Attendance, Division I FBS	123	782	35,340,049	45,192	1,028,023	222
FBS Neutral-Site Attendance		18	1,080,452	60,025	-90,366	4,272
FBS Bowl Game Attendance		35	1,714,617	48,989	-8,216	-235
<b>NCAA DIVISION I-FBS TOTALS</b>	<b>123</b>	<b>*835</b>	<b>*38,135,118</b>	<b>45,671</b>	<b>964,883</b>	<b>230</b>
Home Attendance, Division I-FCS	124	709	5,751,672	8,112	220,491	-463
FCS Neutral-Site Attendance		16	467,266	29,204	52,586	-416
FCS Championship Game		1	19,802	19,802	-1,609	-1,609
<b>NCAA DIVISION I-FCS TOTALS</b>	<b>*124</b>	<b>*726</b>	<b>6,238,740</b>	<b>8,593</b>	<b>271,468</b>	<b>-448</b>
<b>NCAA DIVISION I TOTALS</b>	<b>247</b>	<b>1,561</b>	<b>44,373,858</b>	<b>28,427</b>	<b>1,236,351</b>	<b>-760</b>
Home Attendance, NCAA Division II	162	858	2,814,697	3,281	-38,191	-157
Division II Neutral-Site Attendance		19	164,370	8,651	18,488	2,308
Division II Championship Game		1	6,543	6,543	-984	-984
<b>NCAA DIVISION II TOTALS</b>	<b>*162</b>	<b>*878</b>	<b>2,985,610</b>	<b>3,400</b>	<b>-20,687</b>	<b>-1,210</b>
Home Attendance, NCAA Division III	242	1,224	2,454,231	2,005	105,029	57
Division III Neutral-Site Attendance		3	5,708	1,903	-829	-276
Division III Championship Game		1	5,371	5,371	-656	-656
<b>NCAA DIVISION III TOTALS</b>	<b>*242</b>	<b>*1,228</b>	<b>*2,465,231</b>	<b>2,008</b>	<b>103,544</b>	<b>56</b>
Home Attendance, Reclassifying Teams	6	34	466,576	13,723	13,520	-3,057
<b>NATIONAL TOTALS FOR 2013</b>	<b>*657</b>	<b>*3,701</b>	<b>*50,291,275</b>	<b>13,589</b>	<b>1,332,728</b>	<b>-129</b>

\* Record.

CHAMPIONSHIP TOURNAMENTS: The total attendance for the Division I FCS Tournament was 184,279 for an 8,012 average over 23 games, the Division II Tournament was 76,871 for a 3,342 average over 23 games and the Division III Tournament was 64,781 for a 2,090 average over 31 games.

## 2013 NCAA DIVISION I FBS ATTENDANCE TEAM LEADERS

Rank	School	G	Attendance	Average	Rank	School	G	Attendance	Average
1.	Michigan	7	781,144	111,592	16.	Notre Dame	6	484,770	80,795
2.	Ohio St.	7	734,528	104,933	17.	Wisconsin	7	552,378	78,911
3.	<b>Alabama</b>	<b>7</b>	<b>710,538</b>	<b>101,505</b>	18.	Florida St.	7	527,947	75,421
4.	Texas	6	593,857	98,976	19.	Southern California	7	511,885	73,126
5.	Penn St.	7	676,112	96,587	20.	Michigan St.	7	506,294	72,328
6.	<b>Tennessee</b>	<b>7</b>	<b>669,087</b>	<b>95,584</b>	21.	UCLA	6	421,711	70,285
7.	<b>Georgia</b>	<b>6</b>	<b>556,476</b>	<b>92,746</b>	22.	Washington	7	481,384	68,769
8.	<b>LSU</b>	<b>7</b>	<b>639,927</b>	<b>91,418</b>	23.	Iowa	7	469,872	67,125
9.	Nebraska	8	727,466	90,933	24.	Virginia Tech	6	383,993	63,999
10.	<b>Florida</b>	<b>6</b>	<b>524,638</b>	<b>87,440</b>	25.	<b>Missouri</b>	<b>7</b>	<b>444,532</b>	<b>63,505</b>
11.	<b>Texas A&amp;M</b>	<b>8</b>	<b>697,003</b>	<b>87,125</b>	26.	Arizona St.	8	501,509	62,689
12.	<b>Auburn</b>	<b>8</b>	<b>685,252</b>	<b>85,657</b>	27.	<b>Arkansas</b>	<b>7</b>	<b>431,174</b>	<b>61,596</b>
13.	Oklahoma	6	508,334	84,722	28.	BYU	6	367,349	61,225
14.	<b>South Carolina</b>	<b>7</b>	<b>576,805</b>	<b>82,401</b>	29.	<b>Kentucky</b>	<b>7</b>	<b>416,303</b>	<b>59,472</b>
15.	Clemson	7	574,333	82,048	30.	<b>Ole Miss</b>	<b>7</b>	<b>415,750</b>	<b>59,393</b>

## 2013 NCAA DIVISION I FCS ATTENDANCE TEAM LEADERS

Rank	School	G	Attendance	Average	Rank	School	G	Attendance	Average
1.	Appalachian St.	6	149,366	24,894	16.	Youngstown St.	7	94,539	13,506
2.	Montana	7	170,660	24,380	17.	Citadel	6	78,932	13,155
3.	James Madison	7	147,076	21,011	18.	UNI	6	75,431	12,572
4.	Southern U.	5	100,536	20,107	19.	McNeese St.	7	84,506	12,072
5.	Yale	5	99,045	19,809	20.	Harvard	5	60,334	12,067
6.	Montana St.	6	118,222	19,704	21.	Penn.	5	59,680	11,936
7.	North Dakota St.	9	167,600	18,622	22.	South Carolina St.	6	71,279	11,880
8.	Delaware	7	126,754	18,108	23.	Tennessee St.	5	57,309	11,462
9.	Jackson St.	4	69,143	17,286	24.	Florida A&M	5	55,848	11,170
10.	Jacksonville St.	7	110,695	15,814	25.	South Dakota St.	6	64,162	10,694
11.	Charlotte	6	93,244	15,541	26.	Illinois St.	5	50,694	10,139
12.	Liberty	7	105,215	15,031	27.	Chattanooga	6	59,534	9,922
13.	Ga. Southern	6	88,968	14,828	28.	William & Mary	6	58,346	9,724
14.	Alabama St.	6	86,321	14,387	29.	Alabama A&M	5	48,555	9,711
15.	N.C. A&T	6	81,443	13,574	30.	Stephen F. Austin	5	48,418	9,684

## 2013 DIVISION I FOOTBALL ALL GAMES ATTENDANCE (Home, Road, Neutral)

Rank	School	G	Attendance	Rank	School	G	Attendance	Rank	School	G	Attendance
1.	<b>Auburn</b>	<b>14</b>	<b>1,204,185</b>	11.	Penn St.	12	1,011,515	21.	Southern California	14	869,486
2.	Ohio St.	14	1,191,436	12.	<b>South Carolina</b>	<b>13</b>	<b>1,002,947</b>	22.	Iowa	13	866,912
3.	Michigan	13	1,174,360	13.	South Carolina	14	1,001,074	23.	UCLA	13	854,564
4.	<b>Alabama</b>	<b>13</b>	<b>1,156,256</b>	14.	Michigan St.	14	994,069	24.	<b>Ole Miss</b>	<b>13</b>	<b>853,137</b>
5.	Nebraska	13	1,096,097	15.	<b>Florida</b>	<b>12</b>	<b>992,332</b>	25.	<b>Arkansas</b>	<b>12</b>	<b>825,519</b>
6.	<b>LSU</b>	<b>13</b>	<b>1,084,293</b>	16.	Oklahoma	13	955,045	26.	Arizona St.	14	807,754
7.	<b>Georgia</b>	<b>13</b>	<b>1,071,401</b>	17.	Wisconsin	13	951,252	27.	<b>Mississippi State</b>	<b>13</b>	<b>785,218</b>
8.	<b>Texas A&amp;M</b>	<b>13</b>	<b>1,058,585</b>	18.	Notre Dame	13	935,797	28.	Washington	13	785,198
9.	<b>Tennessee</b>	<b>12</b>	<b>1,039,732</b>	19.	Clemson	13	932,224	29.	Stanford	14	783,026
10.	Texas	13	1,026,744	20.	<b>Missouri</b>	<b>14</b>	<b>888,089</b>	30.	Oklahoma St.	13	779,950

# RECORDS AND RESULTS



MISSISSIPPI STATE • MISSOURI • SOUTH CAROLINA • TENNESSEE • TEXAS A&M • VANDERBILT

## NATIONAL ATTENDANCE LEADERS

1959		
	G	Aff. Avg.
3. LSU	7	408,727 58,390
1960		
	G	Aff. Avg.
7. LSU	6	318,899 53,150
1961		
	G	Aff. Avg.
3. LSU	6	381,409 63,651
1962		
	G	Aff. Avg.
3. LSU	6	397,701 66,284
1963		
	G	Aff. Avg.
2. LSU	6	396,846 66,141
1964		
	G	Aff. Avg.
4. LSU	6	380,687 63,448
1965		
	G	Aff. Avg.
4. LSU	7	457,733 65,390
1966		
	G	Aff. Avg.
4. LSU	6	386,098 64,350
1967		
	G	Aff. Avg.
4. LSU	7	454,101 64,872
10. Florida	6	355,496 59,249
1968		
	G	Aff. Avg.
5. LSU	6	396,774 66,129
8. Tennessee	6	373,550 62,258
1969		
	G	Aff. Avg.
7. LSU	6	388,461 64,744
9. Alabama	4	242,932 60,733
10. Georgia	6	360,417 60,070
1970		
	G	Aff. Avg.
9. LSU	7	436,823 62,403
1971		
	G	Aff. Avg.
5. LSU	7	463,491 66,213
8. Alabama	5	313,652 62,370
1972		
	G	Aff. Avg.
5. Tennessee	6	409,188 68,198
7. LSU	7	470,078 67,154
9. Alabama	9	572,372 63,597
1973		
	G	Aff. Avg.
5. LSU	7	474,108 67,730
6. Tennessee	7	460,641 65,806
8. Alabama	5	316,548 63,310
1974		
	G	Aff. Avg.
5. Tennessee	8	929,127 66,141
6. LSU	6	395,587 65,931
9. Alabama	7	442,661 63,237
1975		
	G	Aff. Avg.
5. Tennessee	7	508,724 72,674
9. LSU	6	386,171 64,362
10. Alabama	7	435,583 62,226
1976		
	G	Aff. Avg.
3. Tennessee	7	564,922 80,703
7. LSU	7	452,921 64,703
1977		
	G	Aff. Avg.
3. Tennessee	7	582,979 83,283
7. Alabama	5	323,166 64,333
9. LSU	7	445,433 63,633
10. Florida	6	375,814 62,636

1978		
	G	Aff. Avg.
3. Tennessee	8	627,881 78,422
6. LSU	6	446,392 74,398
1979		
	G	Aff. Avg.
3. Tennessee	6	512,139 85,357
8. LSU	7	507,984 72,569
1980		
	G	Aff. Avg.
2. Tennessee	8	709,193 88,649
7. LSU	6	444,703 74,117
9. Alabama	7	494,662 70,666
1981		
	G	Aff. Avg.
2. Tennessee	6	558,996 93,166
5. Georgia	6	484,162 80,694
8. LSU	7	513,850 73,407
1982		
	G	Aff. Avg.
2. Tennessee	6	561,102 93,517
5. Georgia	6	490,080 81,680
6. LSU	7	537,012 76,716
9. Florida	7	535,432 73,855
1983		
	G	Aff. Avg.
2. Tennessee	7	659,059 94,151
4. Georgia	7	574,898 82,128
6. LSU	7	535,432 76,490
9. Auburn	7	524,065 74,866
1984		
	G	Aff. Avg.
2. Tennessee	7	654,602 93,515
6. LSU	6	467,746 77,958
7. Georgia	6	466,884 77,814
1985		
	G	Aff. Avg.
2. Tennessee	7	658,690 94,099
5. Georgia	7	567,888 81,127
9. LSU	6	454,182 75,697
1986		
	G	Aff. Avg.
2. Tennessee	7	643,317 91,902
5. Georgia	6	477,573 79,596
7. LSU	7	546,471 78,067
9. Florida	7	528,188 75,455
1987		
	G	Aff. Avg.
5. Georgia	6	476,614 79,436
6. Auburn	7	551,276 78,754
7. LSU	7	541,238 77,320
1988		
	G	Aff. Avg.
2. Tennessee	6	551,677 91,946
6. Georgia	6	481,406 80,234
7. LSU	6	464,006 77,334
10. Florida	7	517,019 73,860
1989		
	G	Aff. Avg.
2. Tennessee	7	666,540 95,220
5. Auburn	7	569,975 81,425
6. Georgia	6	481,038 80,173
10. Florida	7	526,827 75,261
1990		
	G	Aff. Avg.
2. Tennessee	6	563,502 93,917
5. Auburn	7	577,556 82,508
6. Georgia	6	489,210 81,535
9. Alabama	6	438,258 73,043
1991		
	G	Aff. Avg.
2. Tennessee	6	578,389 96,398
5. Florida	6	506,729 84,455
6. Georgia	7	577,922 82,560
7. Auburn	7	552,155 78,879
9. Alabama	6	453,094 75,516

1992		
	G	Aff. Avg.
2. Tennessee	6	575,544 95,924
5. Florida	7	586,626 83,804
6. Georgia	6	499,162 83,194
8. Alabama	7	537,264 76,752
10. Auburn	7	510,549 72,936
1993		
	G	Aff. Avg.
2. Tennessee	7	667,280 95,326
5. Florida	6	507,072 84,512
6. Auburn	7	567,506 81,072
7. Georgia	6	468,457 78,076
8. Alabama	7	529,765 75,681
1994		
	G	Aff. Avg.
3. Tennessee	6	573,821 95,637
5. Florida	7	596,986 85,284
6. Georgia	6	488,633 81,439
7. Auburn	7	569,013 81,288
1995		
	G	Aff. Avg.
2. Tennessee	7	662,857 94,694
5. Florida	6	510,832 85,139
6. Georgia	6	503,687 83,948
7. Auburn	7	568,266 81,181
1996		
	G	Aff. Avg.
2. Tennessee	6	632,509 105,418
5. Florida	6	512,424 85,404
6. Auburn	7	577,278 82,468
7. South Carolina	6	477,208 79,535
8. LSU	7	556,631 79,519
9. Georgia	6	475,630 79,272
1997		
	G	Aff. Avg.
1. Tennessee	6	639,227 106,538
5. Florida	6	512,775 85,463
6. Auburn	6	501,267 83,545
7. Georgia	6	494,375 82,396
9. LSU	7	561,016 80,145
10. South Carolina	6	480,041 80,007
1998		
	G	Aff. Avg.
2. Tennessee	6	641,484 106,914
5. Georgia	6	513,710 85,618
6. Florida	6	511,792 85,299
7. Alabama	7	578,693 82,670
8. Auburn	7	567,773 81,110
10. LSU	6	481,739 80,290
1999		
	G	Aff. Avg.
2. Tennessee	7	747,873 106,839
5. Georgia	6	516,702 86,117
6. Florida	6	512,960 85,494
7. Alabama	7	582,563 83,223
9. Auburn	7	566,333 80,904
10. Notre Dame	7	560,084 80,012
2000		
	G	Aff. Avg.
2. Tennessee	6	645,567 107,595
5. LSU	7	614,704 87,815
6. Florida	6	511,518 85,253
7. Georgia	6	506,922 84,487
8. Alabama	6	502,622 83,770
10. Auburn	6	491,433 81,906
2001		
	G	Aff. Avg.
3. Tennessee	6	641,059 106,843
5. LSU	7	633,439 90,491
6. Georgia	6	519,120 86,520
7. Auburn	6	512,691 85,449
8. Florida	6	512,590 85,432
11. South Carolina	7	578,295 82,614
2002		
	G	Aff. Avg.
3. Tennessee	7	746,936 106,705
5. LSU	7	632,147 90,307
6. Georgia	7	605,640 86,520
7. Florida	7	596,296 85,185
8. Auburn	7	580,600 82,943
9. Alabama	7	579,999 82,857
10. South Carolina	6	492,828 82,138

2003		
	G	Aff. Avg.
3. Tennessee	7	728,553 105,038
5. Georgia	6	552,000 92,058
6. LSU	7	641,200 90,974
7. Florida	6	531,288 90,177
8. Auburn	7	602,441 85,203
2004		
	G	Aff. Avg.
2. Tennessee	7	746,507 106,644
5. Georgia	6	556,476 92,746
6. LSU	7	638,462 91,209
7. Florida	6	530,453 88,409
2005		
	G	Aff. Avg.
2. Tennessee	6	645,558 107,593
5. Georgia	6	556,476 92,746
6. LSU	6	549,480 91,580
8. Florida	6	542,435 90,406
10. Auburn	7	589,124 84,160
2006		
	G	Aff. Avg.
3. Tennessee	7	740,521 105,789
5. Georgia	7	649,222 92,746
6. LSU	8	737,696 92,212
7. Alabama	8	737,104 92,138
9. Florida	7	632,866 90,409
2007		
	G	Aff. Avg.
4. Tennessee	7	727,426 103,918
5. Georgia	7	649,222 92,746
6. LSU	7	648,334 92,619
7. Alabama	7	644,966 92,138
8. Florida	7	632,715 90,388
2008		
	G	Aff. Avg.
4. Tennessee	7	710,136 101,448
6. Georgia	6	556,476 92,746
7. LSU	7	739,065 92,383
8. Alabama	7	644,966 92,138
8. Florida	7	633,807 90,544
10. Auburn	7	608,482 86,915
2009		
	G	Aff. Avg.
5. Tennessee	8	793,760 99,220
6. Georgia	6	556,476 92,746
7. LSU	7	647,420 92,489
8. Alabama	7	644,084 92,012
9. Florida	7	634,446 90,635
2010		
	G	Aff. Avg.
4. Alabama	7	712,747 101,821
6. Tennessee	7	698,465 99,781
7. Georgia	6	556,476 92,746
8. LSU	7	649,023 92,718
9. Florida	7	633,579 90,511
10. Auburn	8	688,692 86,087
2011		
	G	Aff. Avg.
3. Alabama	7	712,747 101,821
6. Tennessee	8	757,136 94,642
7. LSU	6	557,210 92,868
8. Georgia	6	555,676 92,613
9. Florida	7	623,429 89,061
2012		
	G	Aff. Avg.
3. Alabama	7	712,052 101,722
6. Georgia	7	648,922 92,703
7. LSU	8	741,005 92,626
8. Tennessee	7	629,752 89,965
10. Florida	7	613,182 87,597
2013		
	G	Aff. Avg.
3. Alabama	7	710,538 101,505
6. Tennessee	7	669,087 95,584
7. Georgia	6	556,476 92,746
8. LSU	7	639,927 91,418
10. Florida	6	524,638 87,440
11. Texas A&M	8	697,003 87,125



# RECORDS AND RESULTS

ALABAMA • ARKANSAS • AUBURN • FLORIDA • GEORGIA • KENTUCKY • LSU • OLE MISS

## CONFERENCE ATTENDANCE LEADERS

1981				
TEAM	GAMES	ATTENDANCE	AVERAGE	
Big Ten	10	60	3,818,728	63,645
<b>SEC</b>	<b>10</b>	<b>61</b>	<b>3,846,492</b>	<b>63,057</b>
Big 8	8	50	2,559,480	51,190
Pac 10	10	59	2,772,237	46,987
SWC	9	54	2,232,757	41,347
ACC	7	40	1,589,152	39,729
WAC	9	51	1,443,515	28,304

1982				
TEAM	GAMES	ATTENDANCE	AVERAGE	
Big Ten	10	59	3,935,722	66,707
<b>SEC</b>	<b>10</b>	<b>66</b>	<b>4,206,507</b>	<b>63,735</b>
Big 8	8	48	2,377,389	49,529
Pac 10	10	59	2,745,676	46,537
SWC	9	52	2,226,009	42,808
ACC	8	41	1,706,451	41,621
WAC	9	53	1,605,684	30,296

1983					
TEAMS	GAMES	ATTENDANCE	PCT/CAPACITY	AVERAGE	
Big Ten	10	59	3,710,931	94.1	67,471
<b>SEC</b>	<b>10</b>	<b>65</b>	<b>4,214,702</b>	<b>98.5</b>	<b>64,842</b>
Big 8	8	49	2,398,184	85.7	48,943
Pac 10	10	58	2,740,406	72.2	47,248
ACC	8	49	2,087,800	88.6	42,608
SWC	9	56	2,292,540	69.3	40,938
WAC	9	52	1,567,062	62.1	30,136

1984					
TEAMS	GAMES	ATTENDANCE	PCT/CAPACITY	AVERAGE	
Big Ten	10	58	3,943,802	93.9	67,997
<b>SEC</b>	<b>10</b>	<b>63</b>	<b>4,007,351</b>	<b>97.0</b>	<b>63,609</b>
Big 8	8	45	2,247,010	86.7	49,934
Pac 10	10	63	2,976,655	70.7	47,248
ACC	8	46	1,998,274	88.9	43,441
SWC	9	53	2,177,507	70.2	41,085
WAC	9	55	1,741,793	69.6	31,669

1985					
TEAMS	GAMES	ATTENDANCE	PCT/CAPACITY	AVERAGE	
Big Ten	10	60	4,015,693	93.9	66,928
<b>SEC</b>	<b>10</b>	<b>63</b>	<b>4,017,104</b>	<b>95.8</b>	<b>63,764</b>
Pac 10	10	56	2,665,356	72.8	47,596
Big 8	8	54	2,504,509	81.6	46,380
ACC	8	48	2,029,574	86.4	42,283
SWC	9	51	2,077,717	68.8	40,740
WAC	9	55	1,744,123	67.3	31,711

1986					
TEAMS	GAMES	ATTENDANCE	PCT/CAPACITY	AVERAGE	
Big Ten	10	61	4,006,845	92.8	65,686
<b>SEC</b>	<b>10</b>	<b>69</b>	<b>4,351,832</b>	<b>94.3</b>	<b>63,070</b>
Pac 10	10	59	2,856,910	73.0	48,422
Big 8	8	49	2,242,082	80.4	45,757
ACC	8	45	1,848,949	86.3	41,088
SWC	9	53	2,006,663	64.3	37,862
WAC	9	51	1,748,857	74.3	34,291

1987					
TEAMS	GAMES	ATTENDANCE	PCT/CAPACITY	AVERAGE	
Big Ten	10	61	3,990,524	90.7	65,418
<b>SEC</b>	<b>10</b>	<b>64</b>	<b>4,117,046</b>	<b>94.1</b>	<b>64,329</b>
Pac 10	10	57	2,866,723	73.0	50,293
Big 8	8	49	2,182,199	80.2	44,535
ACC	8	47	1,970,198	84.2	41,919
SWC	8	48	1,859,454	65.2	38,739
WAC	9	54	1,927,572	77.0	35,696

1988					
TEAMS	GAMES	ATTENDANCE	PCT/CAPACITY	AVERAGE	
<b>SEC</b>	<b>10</b>	<b>62</b>	<b>3,912,241</b>	<b>91.3</b>	<b>63,101</b>
Big Ten	10	59	3,714,231	88.2	62,953
Pac 10	10	60	3,058,637	74.4	50,977
Big 8	8	49	2,184,333	77.9	44,578
ACC	8	47	1,911,949	84.0	40,680
SWC	8	46	1,774,120	65.4	38,568
WAC	9	54	1,795,735	73.0	33,254

1989					
TEAMS	GAMES	ATTENDANCE	PCT/CAPACITY	AVERAGE	
<b>SEC</b>	<b>10</b>	<b>63</b>	<b>4,123,005</b>	<b>94.5</b>	<b>65,445</b>
Big Ten	10	59	3,492,647	83.5	59,197
Pac 10	10	60	3,006,176	71.1	50,103
Big 8	8	49	2,362,465	84.3	48,214
ACC	8	49	2,010,317	84.3	41,027
SWC	9	51	1,914,608	67.8	37,541
WAC	9	55	1,844,999	71.9	33,545

1990					
TEAMS	GAMES	ATTENDANCE	PCT/CAPACITY	AVERAGE	
<b>SEC</b>	<b>10</b>	<b>66</b>	<b>4,215,400</b>	<b>93.3</b>	<b>63,870</b>
Big Ten	10	60	3,533,504	82.6	58,892
Pac 10	10	58	2,872,173	73.7	49,520
Big 8	8	49	2,257,825	79.9	46,078
ACC	8	47	1,988,781	88.3	42,314
SWC	9	53	2,087,248	69.8	39,382
WAC	9	55	1,784,807	70.6	32,451

1991					
TEAMS	GAMES	ATTENDANCE	PCT/CAPACITY	AVERAGE	
<b>SEC</b>	<b>10</b>	<b>61</b>	<b>4,063,190</b>	<b>95.5</b>	<b>66,610</b>
Big Ten	10	61	3,674,654	83.1	60,240
Pac 10	10	59	2,851,991	70.4	48,339
Big 8	8	49	2,308,238	81.6	47,107
ACC	8	51	2,257,413	89.3	44,263
SWC	9	50	2,062,309	72.8	41,246
Big East	8	47	1,788,611	69.7	38,056
WAC	9	55	1,883,861	73.0	34,252

1992					
TEAMS	GAMES	ATTENDANCE	PCT/CAPACITY	AVERAGE	
<b>SEC</b>	<b>12</b>	<b>76</b>	<b>4,844,014</b>	<b>93.5</b>	<b>63,737</b>
Big Ten	10	60	3,600,410	82.4	60,007
Big 8	8	47	2,247,907	82.3	47,828
Pac 10	10	60	2,825,401	70.8	47,090
ACC	9	53	2,332,674	89.9	44,013
Big East	8	48	1,847,269	70.7	38,485
SWC	8	47	1,697,152	64.1	36,110
WAC	10	60	2,111,587	77.6	35,193

1993					
TEAMS	GAMES	ATTENDANCE	PCT/CAPACITY	AVERAGE	
Big Ten	11	68	4,320,397	85.9	63,535
<b>SEC</b>	<b>12</b>	<b>78</b>	<b>4,897,564</b>	<b>91.9</b>	<b>62,789</b>
Pac-10	10	57	2,731,361	69.8	47,919
Big 8	8	48	2,126,247	78.4	44,297
ACC	9	54	2,379,045	86.2	44,056
Big East	8	47	1,787,843	72.6	38,039
SWC	8	45	1,587,652	62.6	35,281

1994					
TEAMS	GAMES	ATTENDANCE	PCT/CAPACITY	AVERAGE	
Big Ten	11	67	4,452,839	89.85	66,460
<b>SEC</b>	<b>12</b>	<b>77</b>	<b>4,891,615</b>	<b>94.45</b>	<b>63,527</b>
Big 8	8	46	2,194,545	84.40	47,708
Pac-10	10	59	2,785,373	73.36	47,210
ACC	9	51	2,248,700	87.52	44,092
Big East	8	46	1,902,096	73.93	41,350
SWC	8	43	1,588,955	65.36	36,952

1995					
TEAMS	GAMES	ATTENDANCE	PCT/CAPACITY	AVERAGE	
Big Ten	11	68	4,592,499	91.4	67,537
<b>SEC</b>	<b>12</b>	<b>76</b>	<b>4,827,834</b>	<b>93.6</b>	<b>63,524</b>
Big 8	8	50	2,414,804	86.5	48,296
Pac-10	10	57	2,680,510	69.1	47,026
ACC	9	51	2,329,868	87.7	45,684
SWC	8	43	1,653,888	61.6	38,463
Big East	8	44	1,679,043	68.4	31,533

1996					
TEAMS	GAMES	ATTENDANCE	PCT/CAPACITY	AVERAGE	
Big Ten	11	64	4,321,276	91.08	67,520
<b>SEC</b>	<b>12</b>	<b>75</b>	<b>4,847,380</b>	<b>94.24</b>	<b>64,632</b>
Big 12	12	69	3,549,474	89.21	51,442
Pac 10	10	58	2,761,006	71.78	47,604
ACC	9	50	2,203,849	85.27	44,077
Big East	8	47	1,825,870	68.60	38,848
WAC	16	91	2,615,219	63.72	28,739

1997					
TEAMS	GAMES	ATTENDANCE	PCT/CAPACITY	AVERAGE	
Big Ten	11	70	4,744,211	89.8	67,774
<b>SEC</b>	<b>12</b>	<b>76</b>	<b>5,005,126</b>	<b>91.1</b>	<b>65,857</b>
Big 12	12	71	3,640,692	85.1	51,277
Pac-10	10	60	2,891,522	71.3	48,192
ACC	9	52	2,333,784	86.6	44,880
Big East	8	46	1,657,056	60.8	36,023
WAC	16	92	2,758,817	62.7	29,987

1998					
TEAMS	GAMES	ATTENDANCE	PCT/CAPACITY	AVERAGE	
<b>SEC</b>	<b>12</b>	<b>73</b>	<b>5,059,534</b>	<b>99.9</b>	<b>69,309</b>
Big Ten	11	65	4,354,383	90.8	66,991
Big 12	12	71	3,661,740	83.7	51,574
Pac-10	10	60	3,024,262	75.3	50,404
ACC	9	51	2,330,879	79.2	45,704
Big East	8	48	1,914,957	71.7	39,895
WAC	16	91	2,594,194	58.8	28,508



# RECORDS AND RESULTS



MISSISSIPPI STATE • MISSOURI • SOUTH CAROLINA • TENNESSEE • TEXAS A&M • VANDERBILT

## CONFERENCE ATTENDANCE LEADERS

1999					
	TEAMS	GAMES	ATTENDANCE	PCT/CAPACITY	AVERAGE
<b>SEC</b>	<b>12</b>	<b>78</b>	<b>5,500,664</b>	<b>100.4</b>	<b>70,521</b>
Big Ten	11	70	4,701,095	90.9	67,159
Big 12	12	72	3,904,491	93.8	54,229
Pac-10	10	59	2,857,994	73.4	48,441
ACC	9	51	2,298,711	85.7	45,073
Big East	8	46	1,837,478	71.6	39,945
Mountain West	8	43	1,489,527	79.7	34,640

2000					
	TEAMS	GAMES	ATTENDANCE	PCT/CAPACITY	AVERAGE
<b>SEC</b>	<b>12</b>	<b>71</b>	<b>5,143,777</b>	<b>94.8</b>	<b>72,448</b>
Big Ten	11	67	4,591,153	93.2	68,525
Big 12	12	74	3,995,338	91.2	53,991
Atlantic Coast	9	54	2,653,816	88.6	49,145
Pac-10	10	61	2,987,809	73.6	48,980
Big East	8	49	2,030,230	73.8	41,433
Mountain West	8	44	1,419,326	71.0	32,257

2001					
	TEAMS	GAMES	ATTENDANCE	PCT/CAPACITY	AVERAGE
<b>SEC</b>	<b>12</b>	<b>77</b>	<b>5,554,032</b>	<b>97.9</b>	<b>72,130</b>
Big Ten	11	66	4,640,167	92.8	70,306
Big 12	12	76	4,232,596	93.2	55,692
Atlantic Coast	9	56	2,776,904	90.4	49,588
Pac-10	10	58	2,821,866	73.2	48,653
Big East	8	49	1,943,695	71.3	39,667
Mountain West	8	45	1,441,394	72.2	32,031

2002					
	TEAMS	GAMES	ATTENDANCE	PCT/CAPACITY	AVERAGE
<b>SEC</b>	<b>12</b>	<b>83</b>	<b>6,085,156</b>	<b>96.7</b>	<b>73,315</b>
Big Ten	11	78	5,499,439	93.1	70,505
Big 12	12	79	4,593,104	97.3	56,705
Atlantic Coast	9	58	2,944,936	92.6	50,350
Pac-10	10	66	3,292,112	75.0	49,880
Big East	8	53	2,332,544	79.1	44,010
Mountain West	8	46	1,544,788	75.7	34,329

2003					
	TEAMS	GAMES	ATTENDANCE	PCT/CAPACITY	AVERAGE
<b>SEC</b>	<b>12</b>	<b>85</b>	<b>6,146,890</b>	<b>97.1</b>	<b>74,059</b>
Big Ten	11	75	5,264,867	92.0	70,198
Big 12	12	81	4,565,288	92.6	56,362
Atlantic Coast	9	58	3,012,392	90.8	51,938
Pac-10	10	62	3,199,732	77.4	51,608
Big East	8	51	2,390,358	80.3	46,870
Mountain West	8	49	1,607,660	65.0	32,809

2004					
	TEAMS	GAMES	ATTENDANCE	PCT/CAPACITY	AVERAGE
<b>SEC</b>	<b>12</b>	<b>77</b>	<b>5,719,678</b>	<b>95.9</b>	<b>74,282</b>
Big Ten	11	66	4,591,722	91.5	69,572
Big 12	12	72	4,126,492	94.9	57,312
Pac-10	10	58	3,229,666	82.5	55,684
Atlantic Coast	11	66	3,678,508	96.3	55,735
Big East	7	41	1,549,992	72.1	37,805
Mountain West	8	46	1,619,810	79.6	35,213

2005					
	TEAMS	GAMES	ATTENDANCE	PCT/CAPACITY	AVERAGE
<b>SEC</b>	<b>12</b>	<b>77</b>	<b>5,751,917</b>	<b>97.6</b>	<b>74,700</b>
Big Ten	11	69	5,007,067	93.9	72,566
Big 12	12	72	4,204,574	95.0	58,397
Atlantic Coast	12	72	3,762,511	90.7	52,257
Pac-10	10	60	3,448,759	84.9	57,479
Big East	8	46	1,812,406	83.5	39,400
Mountain West	9	48	1,693,216	78.6	35,275

2006					
	TEAMS	GAMES	ATTENDANCE	PCT/CAPACITY	AVERAGE
<b>SEC</b>	<b>12</b>	<b>87</b>	<b>6,586,408</b>	<b>96.5</b>	<b>75,706</b>
Big Ten	11	75	5,223,202	92.5	69,643
Big 12	12	83	4,894,337	94.6	58,968
Pac-10	10	64	3,604,124	87.6	56,314
Atlantic Coast	12	85	4,499,567	90.1	52,936
Big East	8	52	2,030,211	78.2	39,043
Mountain West	9	54	1,769,390	74.4	32,766

2007					
	TEAMS	GAMES	ATTENDANCE	AVERAGE	CHANGE
<b>SEC</b>	<b>12</b>	<b>89</b>	<b>6,687,342</b>	<b>75,139</b>	<b>-567</b>
Big Ten	11	76	5,408,019	71,158	1,515
Big 12	12	80	4,875,289	60,941	1,973
Pacific-10	10	66	3,825,116	57,956	1,404
Atlantic Coast	12	77	4,141,590	53,787	851
Big East	8	53	2,197,190	41,456	2,413
Mountain West	9	55	1,866,531	33,937	1,171

2008					
	TEAMS	GAMES	ATTENDANCE	AVERAGE	CHANGE
<b>SEC</b>	<b>12</b>	<b>83</b>	<b>6,378,085</b>	<b>76,844</b>	<b>1,705</b>
Big Ten	11	77	5,399,659	70,125	-1,033
Big 12	12	84	5,288,296	62,956	2,015
Pacific-10	10	65	3,727,738	57,350	-606
Atlantic Coast	12	83	4,377,168	52,737	-1,050
Independents	3	19	965,235	50,802	-976
Big East	8	52	2,243,553	43,145	1,689
Mountain West	9	56	1,793,151	32,021	-1,916
Conference-USA	12	71	1,925,391	27,118	-548
Western Athletic	9	55	1,346,134	24,475	1,461
Sun Belt	8	41	761,942	18,584	2,210
Mid-American	13	73	1,221,054	16,727	-607

2009					
	TEAMS	GAMES	ATTENDANCE	AVERAGE	CHANGE
<b>SEC</b>	<b>12</b>	<b>86</b>	<b>6,560,738</b>	<b>76,288</b>	<b>-556</b>
Big Ten	11	77	5,526,237	71,769	1,644
Big 12	12	82	5,155,739	62,875	-81
Pacific-10	10	64	3,467,899	54,186	-3,164
ACC	12	81	4,151,171	51,249	-1,488
Big East	8	53	2,374,604	44,804	1,659
Mountain West	9	55	1,826,091	33,202	1,181
Conference USA	12	73	1,941,825	26,600	-518
Western Athletic	9	53	1,205,690	22,749	-1,726
Sun Belt	9	49	806,687	16,463	-2,121
Mid-American	13	74	1,133,434	15,317	-1,410
Independents	3	19	923,915	48,627	-2,175

2010					
	TEAMS	GAMES	ATTENDANCE	AVERAGE	CHANGE
<b>SEC</b>	<b>12</b>	<b>85</b>	<b>6,521,151</b>	<b>76,719</b>	<b>432</b>
Big Ten	11	76	5,480,023	72,106	336
Big 12	12	83	5,226,903	62,975	100
Pacific-10	10	62	3,336,793	53,819	-367
Atlantic Coast	12	79	4,067,984	51,493	244
Big East	8	53	2,386,461	45,028	224
Mountain West	9	54	1,861,071	34,464	1,263
Conference USA	12	76	2,162,509	28,454	1,854
Western Athletic	9	58	1,356,797	23,393	644
Sun Belt	9	48	862,502	17,969	1,506
Mid-American	13	74	1,155,099	15,609	293
Independents	3	17	887,165	52,186	3,559

2011					
	TEAMS	GAMES	ATTENDANCE	AVERAGE	CHANGE
<b>SEC</b>	<b>12</b>	<b>84</b>	<b>6,369,898</b>	<b>75,832</b>	<b>-887</b>
Big Ten	12	85	6,072,276	71,439	-667
Big 12	10	66	4,175,464	63,265	290
Pac 12	12	76	3,970,939	52,249	-1,570
Atlantic Coast	12	83	4,266,723	51,406	-87
Big East	8	55	2,407,109	43,766	-1,262
Mountain West	8	49	1,422,734	29,035	-5,429
Conference USA	12	70	1,855,609	26,509	-1,945
Western Athletic	8	47	959,117	20,407	-2,986
Sun Belt	9	51	978,824	19,193	1,224
Sun Belt	13	79	1,345,570	17,033	1,423
Mid-American	4	22	1,212,962	55,135	2,948

2012					
	TEAMS	GAMES	ATTENDANCE	AVERAGE	CHANGE
<b>SEC</b>	<b>#14</b>	<b>99</b>	<b>7,478,304</b>	<b>75,538</b>	<b>-294</b>
Big Ten	12	84	5,883,372	70,040	-1,398
Big 12	10	66	3,894,266	59,004	-4,261
Pac-12	12	79	4,240,632	53,679	1,430
Atlantic Coast	12	80	3,992,779	49,910	-1,497
Big East	8	49	1,920,052	39,185	-4,581
Mountain West	10	63	1,630,930	25,888	-3,148
Conference USA	12	76	1,948,544	25,639	-870
Sun Belt	9	51	*1,008,084	19,666	574
Western Athletic	5	29	488,486	16,844	-3,562
Mid-American	12	71	1,102,346	15,526	-1,507

2013					
	TEAMS	GAMES	ATTENDANCE	AVERAGE	CHANGE
<b>SEC</b>	<b>14</b>	<b>100</b>	<b>**7,567,406</b>	<b>75,674</b>	<b>136</b>
Big Ten	12	87	*6,127,526	70,431	391
Big 12	10	66	3,887,362	58,899	-1,055
Pac-12	12	80	*4,289,553	53,619	-59
Atlantic Coast #	14	97	*4,848,265	49,982	72
American #	10	65	2,191,285	33,712	-
Mountain West #	12	75	1,955,995	26,080	192
Conference USA #	13	73	1,570,248	21,510	-4,128
Sun Belt #	7	38	754,659	19,859	93
Mid-American #	13	74	1,238,660	16,739	1,213
Independents #	6	34	1,385,905	40,762	-10,862

\*\*All conferences record. \*Conference record. # Different alignment than in prior year.



# RECORDS AND RESULTS

ALABAMA • ARKANSAS • AUBURN • FLORIDA • GEORGIA • KENTUCKY • LSU • OLE MISS

## SOUTHEASTERN CONFERENCE INDIVIDUAL RECORDS

### TOTAL OFFENSE

#### PLAYS

GAME:	
1. 78—	Whit Taylor, Vanderbilt vs. Georgia (20 rushes, 58 passes) . . . . . 1982
2. 74—	Tim Couch, Kentucky vs. LSU (8 rushes, 66 passes) . . . . . 1997
74—	Dusty Bonner, Kentucky vs. Louisville (12 rushes, 62 passes) . . . . . 1999
4. 73—	Eric Zeier, Georgia vs. Florida (8 rushes, 65 passes) . . . . . 1993
73—	Tim Couch, Kentucky vs. Arkansas (6 rushes, 67 passes) . . . . . 1998
73—	Johnny Manziel, Texas A&M vs. LSU (17 rushes, 56 pass) . . . . . 2012
7. 72—	André Woodson, Kentucky vs. Tennessee (10 rushes, 62 passes) . . . . . 2007
8. 71—	Dusty Bonner, Kentucky vs. Tennessee (21 rushes, 50 passes) . . . . . 1999
9. 70—	Peyton Manning, Tennessee vs. Florida (5 rushes, 65 passes) . . . . . 1996
10. 69—	Archie Manning, Ole Miss vs. Southern Miss (13 rushes, 56 passes) . . . . . 1969

SEASON:	
1. 635—	Jared Lorenzen, Kentucky (76 rushes, 559 passes) . . . . . 2000
635—	Johnny Manziel, Texas A&M (201 rushes, 434 passes) . . . . . 2012
3. 617—	Tim Couch, Kentucky (64 rushes, 553 passes) . . . . . 1998
4. 613—	Tim Couch, Kentucky (66 rushes, 547 passes) . . . . . 1997
5. 587—	André Woodson, Kentucky (69 rushes, 518 passes) . . . . . 2007
6. 576—	Dusty Bonner, Kentucky (111 rushes, 465 passes) . . . . . 1999
7. 573—	Johnny Manziel, Texas A&M (144 rush, 429 pass) . . . . . 2013
8. 568—	Jay Cutler, Vanderbilt (106 rushes, 462 passes) . . . . . 2005
568—	<b>Bo Wallace, Ole Miss (131 rushes, 437 passes) . . . . . 2013</b>
10. 561—	Rex Grossman, Florida (58 rushes, 501 passes) . . . . . 2002

CAREER:	
1. 1,793—	Jared Lorenzen, Kentucky (279 rushes, 1,574 passes) . . . . . 2000-03
2. 1,769—	Chris Leak, Florida (311 rushes, 1,458 passes) . . . . . 2003-06
3. 1,764—	Aaron Murray, Georgia (286 rushes, 1,478 passes) . . . . . 2010-13
4. 1,695—	Jay Cutler, Vanderbilt (453 rushes, 1,242 passes) . . . . . 2002-05
5. 1,687—	Tim Tebow, Florida (692 rushes, 995 passes) . . . . . 2006-09
6. 1,644—	David Greene, Georgia (204 rushes, 1,440 passes) . . . . . 2001-04
7. 1,560—	Eric Zeier, Georgia (158 rushes, 1,402 passes) . . . . . 1991-94
8. 1,534—	Peyton Manning, Tennessee (153 rushes, 1,381 passes) . . . . . 1994-97
9. 1,510—	André Woodson, Kentucky (232 rushes, 1,278 passes) . . . . . 2004-07
10. 1,499—	Casey Clausen, Tennessee (229 rushes, 1,270 passes) . . . . . 2000-03

### YARDS GAINED

GAME:	
1. 576—	Johnny Manziel, Texas A&M vs. Louisiana Tech (181 rushing, 395 passing) . . . . . 2012
2. 562—	Johnny Manziel, Texas A&M vs. Alabama (98 rushing, 464 passing) . . . . . 2013
3. 557—	Johnny Manziel, Texas A&M vs. Arkansas (104 rushing, 453 passing) . . . . . 2012
4. 540—	Archie Manning, Ole Miss vs. Alabama (104 rushing, 436 passing) . . . . . 1969
540—	Rohan Davey, LSU vs. Alabama (12 rushing, 528 passing) . . . . . 2001
6. 533—	Tim Tebow, Florida vs. Cincinnati (51 rushing, 482 passing) . . . . . 2009
7. 527—	Eric Zeier, Georgia vs. Southern Miss (-17 rushing, 544 passing) . . . . . 1993
8. 525—	Jared Lorenzen, Kentucky vs. Georgia (-3 rushing, 528 passing) . . . . . 2000
9. 521—	Whit Taylor, Vanderbilt vs. Tennessee (57 rushing, 464 passing) . . . . . 1981
10. 517—	Chris Nickson, Vanderbilt vs. Kentucky (71 rushing, 446 passing) . . . . . 2006
11. 516—	Johnny Manziel, Texas A&M vs. Oklahoma (229 rushing, 287 passing) . . . . . 2012
12. 512—	Steve Taneyhill, So. Caro. vs. Mississippi State (39 rushing, 473 passing) . . . . . 1995
13. 508—	Peyton Manning, Tennessee vs. Kentucky (-15 rushing, 523 passing) . . . . . 1997
14. 502—	Johnny Manziel, Texas A&M vs. Auburn (48 rushing, 454 passing) . . . . . 2013
15. 498—	Tim Couch, Kentucky vs. Louisville (0 rushing, 498 passing) . . . . . 1998
16. 494—	Eric Zeier, Georgia vs. South Carolina (9 rushing, 485 passing) . . . . . 1994
17. 493—	Johnny Manziel, Texas A&M vs. Mississippi State (47 rushing, 446 passing) . . . . . 2013
18. 492—	Tim Couch, Kentucky vs. Vanderbilt (0 rushing, 492 passing) . . . . . 1998
19. 485—	Jared Lorenzen, Kentucky vs. Vanderbilt (32 rushing, 453 passing) . . . . . 2001
20. 481—	Tyler Wilson vs. Texas A&M (-29 rushing, 510 passing) . . . . . 2011

SEASON:	
1. 5,116—	Johnny Manziel, Texas A&M (1,410 rushing, 3,706 passing) . . . . . 2012
4,873—	Johnny Manziel, Texas A&M (759 rushing, 4,114 passing) . . . . . 2013
3. 4,327—	Cam Newton, Auburn (1,473 rushing, 2,854 passing) . . . . . 2010
4. 4,181—	Tim Tebow, Florida (895 rushing, 3,286 passing) . . . . . 2007
5. 4,151—	Tim Couch, Kentucky (-124 rushing, 4,275 passing) . . . . . 1998
6. 3,904—	Rex Grossman, Florida (8 rushing, 3,896 passing) . . . . . 2001
7. 3,827—	Jared Lorenzen, Kentucky (140 rushing, 3,687 passing) . . . . . 2000
8. 3,825—	Aaron Murray, Georgia (-68 rushing, 3,893 passing) . . . . . 2012
9. 3,795—	Ryan Mallett, Arkansas (-74 rushing, 3,869 passing) . . . . . 2010
10. 3,789—	Peyton Manning, Tennessee (-30 rushing, 3,819 passing) . . . . . 1997
11. 3,759—	Tim Couch, Kentucky (-125 rushing, 3,884 passing) . . . . . 1997
12. 3,701—	Bo Wallace, Ole Miss (355 rushing, 3,346 passing) . . . . . 2013
13. 3,635—	Tyler Wilson (-3 rushing, 3,638 passing) . . . . . 2011
14. 3,595—	Ryan Mallett, Arkansas (-29 rushing, 3,624 passing) . . . . . 2009
15. 3,572—	Eli Manning, Ole Miss (-28 rushing, 3,600 passing) . . . . . 2003
16. 3,525—	Danny Wuerffel, Florida (-100 rushing, 3,625 passing) . . . . . 1996
17. 3,516—	André Woodson, Kentucky (-193 rushing, 3,709 passing) . . . . . 2007
18. 3,499—	Matthew Stafford, Georgia (40 rushing, 3,459 passing) . . . . . 2008
19. 3,490—	Erik Ainge, Tennessee (-32 rushing, 3,522 passing) . . . . . 2007
20. 3,482—	Eric Zeier, Georgia (-43 rushing, 3,525 passing) . . . . . 1993

CAREER:	
1. 13,562—	Aaron Murray, Georgia (396 rush, 13,562) . . . . . 2010-13
2. 12,232—	Tim Tebow, Florida (2,947 rushing, 9,285 passing) . . . . . 2006-09
3. 11,380—	Chris Leak, Florida (137 rushing, 11,213 passing, 30 receiving) . . . . . 2003-06
4. 11,270—	David Greene, Georgia (-258 rushing, 11,528 passing) . . . . . 2001-04
5. 11,020—	Peyton Manning, Tennessee (-181 rushing, 11,201 passing) . . . . . 1994-97
6. 10,841—	Eric Zeier, Georgia (-312 rushing, 11,153 passing) . . . . . 1991-94
7. 10,637—	Jared Lorenzen, Kentucky (279 rushing, 10,354 passing) . . . . . 2000-03
8. 10,500—	Danny Wuerffel, Florida (-375 rushing, 10,875 passing) . . . . . 1993-96

9. 9,989—	Eli Manning, Ole Miss (-130 rushing, 10,119 passing) . . . . . 2000-03
9,989—	Johnny Manziel, Texas A&M (2,169 rushing, 7,820 passing) . . . . . 2012-13
11. 9,953—	Jay Cutler, Vanderbilt (1,256 rushing, 8,697 passing) . . . . . 2002-05
12. 9,577—	Casey Clausen, Tennessee (-130 rushing, 9,707 passing) . . . . . 2000-03
13. 9,241—	Shane Matthews, Florida (-46 rushing, 9,287 passing) . . . . . 1989-92
14. 9,031—	Rex Grossman, Florida (-133 rushing, 8,898 passing) . . . . . 2000-02
15. 8,969—	AJ McCarron, Alabama (9,019 passing, -50 rushing) . . . . . 2010-13

### YARDS PER GAME

SEASON:	
1. 393.5—	Johnny Manziel, Texas A&M (1,410 rushing, 3,706 passing, 13 games) . . . . . 2012
2. 377.4—	Tim Couch, Kentucky (-124 rush, 4,275 pass, 11 games) . . . . . 1998
3. 374.8—	Johnny Manziel, Texas A&M (759 rush, 4,114 pass, 13 games) . . . . . 2013
4. 354.2—	Rex Grossman, Florida (8 rush, 3,896 pass, 11 games) . . . . . 2001
5. 347.9—	Jared Lorenzen, Kentucky (140 rush, 3,687 pass, 11 games) . . . . . 2000
6. 341.7—	Tim Couch, Kentucky (-125 rush, 3,884 pass, 11 games) . . . . . 1997
7. 321.6—	Tim Tebow, Florida (895 rushing, 3,286 passing, 13 games) . . . . . 2007
8. 316.6—	Eric Zeier, Georgia (-43 rush, 3,525 pass, 11 games) . . . . . 1993
9. 315.8—	Peyton Manning, Tennessee (-30 rush, 3,819 pass, 12 games) . . . . . 1997
10. 314.3—	Eric Zeier, Georgia (61 rush, 3,397 pass, 11 games) . . . . . 1994

CAREER:	
1. 384.2—	Johnny Manziel, Texas A&M (9,989 in 26 games) . . . . . 2012-13
2. 284.2—	Ryan Mallett, Arkansas (7,393 in 26 games) . . . . . 2009-10
3. 281.4—	Tim Couch, Kentucky (8,160 yards in 29 games) . . . . . 1996-98
4. 272.5—	<b>Bo Wallace, Ole Miss (7,085 in 26 games) . . . . . 2012-Present</b>
5. 264.0—	Shane Matthews, Florida (9,241 yards in 35 games) . . . . . 1989-92
6. 260.8—	Aaron Murray, Georgia (13,562 yards in 52 games) . . . . . 2010-13
7. 258.0—	Rex Grossman, Florida (9,031 yards in 35 games) . . . . . 2000-02
8. 250.5—	Peyton Manning, Tennessee (11,020 yards in 44 games) . . . . . 1994-97
9. 247.4—	Jared Lorenzen, Kentucky (10,637 yards in 43 games) . . . . . 2000-03
10. 246.4—	Eric Zeier, Georgia (10,841 yards in 44 games) . . . . . 1991-94

### YARDS PER PLAY

GAME: (Min. 10 plays)	
1. 21.4—	Eagle Day, Ole Miss vs. Villanova (10 for 214) . . . . . 1954
2. 19.9—	Parker Hall, Ole Miss vs. Sewanee (10 for 199) . . . . . 1938

GAME: (Min. 20 plays)	
1. 16.10—	Jay Cutler, Vanderbilt vs. Furman (20 for 322) . . . . . 2002
2. 15.55—	Matt Mauck, LSU vs. Louisiana Tech (20 for 311) . . . . . 2003
3. 15.25—	Ryan Mallett, Arkansas vs. Georgia (27 for 412) . . . . . 2009
4. 15.00—	Jason Campbell, Auburn vs. Arkansas (20 for 300) . . . . . 2004
5. 14.59—	JaMarcus Russell, LSU vs. Mississippi State (22 for 321) . . . . . 2006
6. 14.54—	Ryan Mallett, Arkansas vs. Mississippi State (22 for 312) . . . . . 2009
7. 14.18—	Derrick Tate, Mississippi State vs. Tulane (33 for 468) . . . . . 1994
8. 14.15—	Eli Manning, Ole Miss vs. Arkansas State (20 for 283) . . . . . 2002
9. 14.03—	Rex Grossman, Florida vs. LSU (33 for 463) . . . . . 2001
10. 14.00—	Chris Leak, Florida vs. Middle Tennessee State (23 for 322) . . . . . 2004
11. 13.78—	Ryan Mallett, Arkansas vs. Troy (28 for 386) . . . . . 2009
12. 13.52—	Tim Tebow, Florida vs. Western Kentucky (25 for 338) . . . . . 2007
13. 13.17—	Eric Zeier, Georgia vs. Texas Tech (23 for 303) . . . . . 1993

GAME: (Min. 40 plays)	
1. 11.9—	Tim Couch, Kentucky vs. Louisville (42 for 498) . . . . . 1998
2. 11.54—	Jared Lorenzen, Kentucky vs. Vanderbilt (42 for 485) . . . . . 2001
3. 11.49—	Rohan Davey, LSU vs. Alabama (47 for 540) . . . . . 2001
4. 10.8—	Eric Zeier, Georgia vs. Southern Miss. (49 for 527) . . . . . 1993
5. 10.7—	Johnny Manziel, Texas A&M vs. Arkansas (52 for 557) . . . . . 2012
6. 10.6—	Johnny Manziel, Texas A&M vs. Alabama (53 for 562) . . . . . 2013
7. 10.3—	Mike Bobo, Georgia vs. Georgia Tech (41 for 421) . . . . . 1997
8. 10.1—	Dameyune Craig, Auburn vs. Louisiana Tech (40 for 405) . . . . . 1997
10.1—	Johnny Manziel, Texas A&M vs. Oklahoma (51 for 576) . . . . . 2012
10. 10.0—	Steve Taneyhill, South Carolina vs. Mississippi State (51 for 512) . . . . . 1995

GAME: (Min. 50 plays)	
1. 10.7—	Johnny Manziel, Texas A&M vs. Arkansas (52 for 557) . . . . . 2012
2. 10.6—	Johnny Manziel, Texas A&M vs. Alabama (53 for 562) . . . . . 2013
3. 10.1—	Johnny Manziel, Texas A&M vs. Oklahoma (51 for 576) . . . . . 2012
4. 10.0—	Steve Taneyhill, South Carolina vs. Mississippi State (51 for 512) . . . . . 1995
5. 9.8—	Chris Nickson, Vanderbilt vs. Kentucky (53 for 517) . . . . . 2006
9.8—	Johnny Manziel, Texas A&M vs. Louisiana Tech (59 for 576) . . . . . 2012
7. 9.3—	Johnny Manziel, Texas A&M vs. Mississippi State (53 for 493) . . . . . 2013
8. 9.2—	Eric Zeier, Georgia vs. South Carolina (54 for 494) . . . . . 1994
9. 9.0—	Johnny Manziel, Texas A&M vs. Auburn (56 for 502) . . . . . 2013
10. 8.63—	Tim Couch, Kentucky vs. Vanderbilt (57 for 492) . . . . . 1998

SEASON: (Min. 300 plays)	
1. 9.10—	Rex Grossman, Florida (429 for 3,904) . . . . . 2001
2. 8.60—	Aaron Murray, Georgia (445 for 3,825) . . . . . 2012
3. 8.57—	Pat Sullivan, Auburn (333 for 2,856) . . . . . 1970
4. 8.50—	Johnny Manziel, Texas A&M (573 for 4,873) . . . . . 2013
5. 8.42—	Danny Wuerffel, Florida (371 for 3,125) . . . . . 1995
6. 8.34—	Ryan Mallett, Arkansas (455 for 3,795) . . . . . 2010
7. 8.33—	Danny Wuerffel, Florida (423 for 3,525) . . . . . 1996
8. 8.32—	Jason Campbell, Auburn (328 for 2,730) . . . . . 2004
9. 8.30—	JaMarcus Russell, LSU (394 for 3,271) . . . . . 2006
10. 8.27—	Rohan Davey, LSU (405 for 3,351) . . . . . 2001

CAREER: (Min. 900 plays)	
1. 8.30—	Johnny Manziel, Texas A&M (1,208 for 9,989) . . . . . 2012-13
2. 8.04—	Ryan Mallett, Arkansas (919 for 7,390) . . . . . 2009-10

Note: Active student-athletes for 2014 season are in Bold.

# RECORDS AND RESULTS



MISSISSIPPI STATE • MISSOURI • SOUTH CAROLINA • TENNESSEE • TEXAS A&M • VANDERBILT

3.	7.75—	Danny Wuerffel, Florida (1,355 for 10,500).....	1993-96
4.	7.69—	Aaron Murray, Georgia (1,764 for 13,562).....	2010-13
5.	7.38—	Matt Jones, Arkansas (1,137 for 8,392).....	2001-04
6.	7.35—	Rex Grossman, Florida (1,229 for 9,031).....	2000-02
7.	7.30—	Tyler Wilson, Arkansas (1,058 for 3,394).....	2008-12
8.	7.25—	Tim Tebow, Florida (1,687 for 12,232).....	2006-09
9.	7.18—	Peyton Manning, Tennessee (1,534 for 11,020).....	1994-97
10.	7.16—	JaMarcus Russell, LSU (936 for 6,704).....	2004-06
11.	7.04—	Matthew Stafford, Georgia (1,128 for 7,944).....	2006-08
12.	7.03—	Pat Sullivan, Auburn (974 for 6,844).....	1969-71
13.	6.95—	Eric Zeier, Georgia (1,560 for 10,841).....	1991-94
14.	6.89—	Jason Campbell, Auburn (1,103 for 7,606).....	2001-04
15.	6.86—	David Greene, Georgia (1,644 for 11,270).....	2001-04
16.	6.72—	Doug Johnson, Florida (1,007 for 6,765).....	1996-99
17.	6.70—	Eli Manning, Ole Miss (1,491 for 9,989).....	2000-03
18.	6.615—	Shane Matthews, Florida (1,397 for 9,241).....	1989-92
19.	6.614—	Herb Tyler, LSU (1,006 for 6,654).....	1995-98
20.	6.57—	<b>Bo Wallace, Ole Miss (1,079 for 7,085).....</b>	<b>2012-Present</b>

## TOUCHDOWN RESPONSIBILITY

### GAME:

1.	7—	Showboat Boykin, Ole Miss vs. Mississippi State (all rushing).....	1951
	7—	Terry Dean, Florida vs. New Mexico State (all passing).....	1994
	7—	Danny Wuerffel, Florida vs. Tennessee (1 rushing, 6 passing).....	1995
	7—	Doug Johnson, Florida vs. Central Michigan (all passing).....	1997
	7—	Tim Couch, Kentucky vs. Northeast Louisiana (1 rushing, 6 passing).....	1997
	7—	Tim Couch, Kentucky vs. Indiana (all passing).....	1997
	7—	Tim Couch, Kentucky vs. Louisville (all passing).....	1998
	7—	Tim Tebow, Florida vs. South Carolina (5 rushing, 2 passing).....	2007
	7—	Erik Ainge, Tennessee vs. Kentucky (all passing).....	2007
10.	6—	by 15 players [Latest: Cam Newton, Auburn vs. South Carolina, 2010]	

### SEASON:

1.	55—	Tim Tebow, Florida (23 rushing, 32 passing).....	2007
2.	51—	Cam Newton, Auburn (20 rushing, 30 passing, 1 receiving).....	2010
3.	47—	Johnny Manziel, Texas A&M (21 rushing, 26 passing).....	2012
4.	46—	Johnny Manziel, Texas A&M (9 rushing, 37 passing).....	2013
5.	43—	André Woodson, Kentucky (3 rushing, 40 passing).....	2007
6.	42—	Tim Tebow, Florida (12 rushing, 30 passing).....	2008
7.	41—	Danny Wuerffel, Florida (2 rushing, 39 passing).....	1996
8.	40—	Tim Couch, Kentucky (3 rushing, 37 passing).....	1997
9.	39—	Peyton Manning, Tennessee (3 rushing, 36 passing).....	1997
	39—	Rex Grossman, Florida (5 rushing, 34 passing).....	2001
	39—	Aaron Murray, Georgia (3 rushing, 36 passing).....	2012
12.	37—	Danny Wuerffel, Florida (2 rushing, 35 passing).....	1995
	37—	Tim Couch, Kentucky (1 rushing, 36 passing).....	1998
	37—	Aaron Murray, Georgia (35 passing, 2 receiving).....	2011
15.	36—	Ryan Mallett, Arkansas (4 rushing, 32 passing).....	2010
16.	35—	Tim Tebow, Florida (14 rushing, 21 passing).....	2009
17.	33—	Aaron Murray, Georgia (7 rushing, 26 passing).....	2013
18.	32—	Eli Manning, Ole Miss (3 rushing, 29 passing).....	2003
	32—	André Woodson, Kentucky (1 rushing, 31 passing).....	2006
	32—	Ryan Mallett, Arkansas (2 rushing, 30 passing).....	2009

### CAREER:

1.	145—	Tim Tebow, Florida (57 rushing, 88 passing).....	2006-09
2.	137—	Aaron Murray, Georgia (16 rushing, 121 passing).....	2010-13
3.	122—	Danny Wuerffel, Florida (8 rushing, 114 passing).....	1993-96
4.	101—	Peyton Manning, Tennessee (12 rushing, 89 passing).....	1994-97
	101—	Chris Leak, Florida (13 rushing, 88 passing).....	2003-06
6.	93—	Johnny Manziel, Texas A&M (30 rushing, 63 passing).....	2012-13
7.	90—	Jared Lorenzen, Kentucky (12 rushing, 78 passing).....	2000-03
8.	86—	Eli Manning, Ole Miss (5 rushing, 81 passing).....	2000-03
9.	84—	André Woodson, Kentucky (5 rushing, 79 passing).....	2004-07
10.	83—	Rex Grossman, Florida (6 rushing, 77 passing).....	2000-02
11.	82—	Shane Matthews, Florida (7 rushing, 74 passing, 1 receiving).....	1989-92
12.	81—	Casey Clausen, Tennessee (6 rushing, 75 passing).....	2000-03
13.	80—	AJ McCarron, Alabama (3 rushing, 77 passing).....	2010-13
14.	78—	Tim Couch, Kentucky (4 rushing, 74 passing).....	1996-98
15.	77—	David Greene, Georgia (5 rushing, 72 passing).....	2001-04
16.	76—	Jay Cutler, Vanderbilt (17 rushing, 59 passing).....	2002-05
17.	74—	Connor Shaw, South Carolina (17 rushing, 56 passing, 1 receiving).....	2010-13
18.	73—	Erik Ainge, Tennessee (all passing).....	2004-07
19.	71—	Pat Sullivan, Auburn (18 rushing, 53 passing).....	1969-71
	71—	Tommy Hodson, LSU (2 rushing, 69 passing).....	1986-89
71—		Eric Zeier, Georgia (4 rushing, 67 passing).....	1991-94

## RUSHING

### MOST RUSHES

### GAME:

1.	47—	Herschel Walker, Georgia vs. Florida (192 yards).....	1981
2.	46—	Tre Mason, Auburn vs. Missouri (304 yards).....	2013
3.	45—	Madre Hill, Arkansas vs. Auburn (186 yards).....	1995
4.	43—	Charles Alexander, LSU vs. Wyoming (231 yards).....	1977
43—		Herschel Walker, Georgia vs. South Carolina (219 yards).....	1980
6.	42—	Johnny Musso, Alabama vs. Auburn (221 yards).....	1970
	42—	Brandon Holmes, Arkansas vs. LSU (143 yards).....	2000
8.	41—	Derick Logan, Kentucky vs. Georgia (140 yards).....	1996
	41—	Derick Logan, Kentucky vs. Mississippi State (186 yards).....	1996
	41—	Charles Alexander, LSU vs. Tulane (199 yards).....	1977
	41—	Herschel Walker, Georgia vs. Ole Miss (265 yards).....	1981
	41—	Johnnie Jones, Tennessee vs. Rutgers (234 yards).....	1983
	41—	Erict Rheet, Florida vs. Georgia (183 yards).....	1993
	41—	Travis Stephens, Tennessee vs. Arkansas (206 yards).....	2001
	41—	Carnell Williams, Auburn vs. Georgia (167 yards).....	2001

### SEASON:

1.	385—	Herschel Walker, Georgia (1,891 yards).....	1981
2.	335—	Herschel Walker, Georgia (1,752 yards).....	1982
3.	325—	Darren McFadden, Arkansas (1,830 yards).....	2007
4.	324—	Rudi Johnson, Auburn (1,567 yards).....	2000
5.	317—	Tre Mason, Auburn (1,816 yards).....	2013
6.	311—	Charles Alexander, LSU (1,686 yards).....	1977
7.	307—	Madre Hill, Arkansas (1,387 yards).....	1995
8.	302—	Shaun Alexander, Alabama (1,383 yards).....	1999
9.	294—	Moe Williams, Kentucky (1,600 yards).....	1995
10.	291—	Sherman Williams, Alabama (1,341 yards).....	1994
	291—	Travis Stephens, Tennessee (1,464 yards).....	2001

### CAREER:

1.	994*	Herschel Walker, Georgia (5,259 yards).....	1980-82
2.	910—	Anthony Dixon, Mississippi State (3,994 yards).....	2006-99
3.	882—	Dalton Hilliard, LSU (4,050 yards).....	1982-85
4.	873—	Erict Rheet, Florida (4,163 yards).....	1990-93
5.	856—	Kevin Faulk, LSU (4,557 yards).....	1995-98
6.	855—	Charles Alexander, LSU (4,035 yards).....	1975-78
7.	785—	Darren McFadden, Arkansas (4,590 yards).....	2005-07
8.	777—	Sonny Collins, Kentucky (3,835 yards).....	1972-75
9.	741—	Carnell Williams, Auburn (3,831 yards).....	2001-04
10.	727—	Shaun Alexander, Alabama (3,565 yards).....	1996-99

\*—NCAA record for three years

## RUSHES PER GAME

### SEASON:

1.	35.0—	Herschel Walker, Georgia (385 in 11 games).....	1981
2.	30.4—	Herschel Walker, Georgia (335 in 11 games).....	1982
3.	28.3—	Charles Alexander, LSU (311 in 11 games).....	1977
4.	27.5—	Shaun Alexander, Alabama (302 in 11 games).....	1999
5.	27.0—	Rudi Johnson, Auburn (324 in 12 games).....	2000
6.	26.7—	Moe Williams, Kentucky (294 in 11 games).....	1995
7.	26.1—	Willie McClendon, Georgia (287 in 11 games).....	1978
8.	25.8—	Emmitt Smith, Florida (284 in 11 games).....	1989
9.	25.6—	Madre Hill, Arkansas (307 in 12 games).....	1995
10.	25.5—	Charles Alexander, LSU (281 in 11 games).....	1978

### CAREER:

1.	30.1—	Herschel Walker, Georgia (994 in 33 games).....	1980-82
2.	22.5—	Emmitt Smith, Florida (700 in 31 games).....	1987-89
3.	20.9—	Kevin Faulk, LSU (856 in 41 games).....	1995-98
4.	20.7—	Darren McFadden, Arkansas (725 in 38 games).....	2005-07
5.	20.0—	Dalton Hilliard, LSU (882 in 44 games).....	1982-85
6.	19.74—	Kenny Irons, Auburn (454 in 23 games).....	2005-06
7.	19.70—	James Johnson, Mississippi State (453 in 23 games).....	1997-98
8.	19.4—	Charles Alexander, LSU (855 in 44 games).....	1975-78
9.	19.2—	Knowshon Moreno, Georgia (498 in 26 games).....	2007-08
10.	19.1—	Johnny Musso, Alabama (574 in 30 games).....	1969-71
	19.1—	Marcus Lattimore, South Carolina (555 in 29 games).....	2010-12

## YARDS GAINED

### GAME:

1.	321—	Frank Mordica, Vanderbilt vs. Air Force (22 rushes).....	1978
	321—	Darren McFadden, Arkansas vs. South Carolina (34 rushes).....	2007
3.	316—	Emmitt Smith, Florida vs. New Mexico (31 rushes).....	1989
4.	307—	Curtis Kuykendall, Auburn vs. Miami (33 rushes).....	1944
5.	304—	Tre Mason, Auburn vs. Missouri (46 rushes).....	2013
6.	299—	Moe Williams, Kentucky vs. South Carolina (40 rushes).....	1995
7.	294—	Chuck Webb, Tennessee vs. Ole Miss (35 rushes).....	1989
8.	291—	Shaun Alexander, Alabama vs. LSU (20 rushes).....	1996
9.	290—	Bo Jackson, Auburn vs. SW Louisiana (23 rushes).....	1985
10.	284—	Bobby Humphrey, Alabama vs. Mississippi State (30 rushes).....	1986
11.	283—	Herschel Walker, Georgia vs. Vanderbilt (22 rushes).....	1980
12.	282—	Dexter McCluster, Ole Miss vs. Tennessee (25 rushes).....	2009
13.	272—	Moe Williams, Kentucky vs. Cincinnati (40 rushes).....	1995
14.	267—	Bob Davis, Kentucky vs. Washington & Lee.....	1937
15.	265—	Herschel Walker, Georgia vs. Ole Miss (41 rushes).....	1981
16.	256—	Bo Jackson, Auburn vs. Alabama (20 rushes).....	1983
17.	252—	Anthony Dixon, Mississippi State vs. Kentucky (33 rushes).....	2009
18.	250—	Joe Cribbs, Auburn vs. Georgia (34 rushes).....	1978
	250—	Alley Broussard, LSU vs. Ole Miss (26 rushes).....	2004
20.	249—	Rudi Johnson, Auburn vs. Louisiana Tech (33 rushes).....	2000

### SEASON:

1.	1,891—	Herschel Walker, Georgia (385 rushes).....	1981
2.	1,830—	Darren McFadden, Arkansas (325 rushes).....	2007
3.	1,816—	Tre Mason, Auburn (317 rushes).....	2013
4.	1,786—	Bo Jackson, Auburn (278 rushes).....	1985
5.	1,752—	Herschel Walker, Georgia (335 rushes).....	1982
6.	1,686—	Charles Alexander, LSU (311 rushes).....	1977
7.	1,679—	Trent Richardson, Alabama (283 rushes).....	2011
8.	1,658—	Mark Ingram, Alabama (271 rushes).....	2009
9.	1,647—	Darren McFadden, Arkansas (284 rushes).....	2006
10.	1,616—	Herschel Walker, Georgia (274 rushes).....	1980
11.	1,600—	Moe Williams, Kentucky (294 rushes).....	1995
12.	1,599—	Emmitt Smith, Florida (284 rushes).....	1989
13.	1,567—	Rudi Johnson, Auburn (324 rushes).....	2000
14.	1,547—	Garrison Hearst, Georgia (228 rushes).....	1992
15.	1,473—	Cam Newton, Auburn (264 rushes).....	2010
16.	1,471—	Bobby Humphrey, Alabama (236 rushes).....	1986
17.	1,464—	Travis Stephens, Tennessee (291 rushes).....	2001
18.	1,438—	Jay Graham, Tennessee (272 rushes).....	1995
19.	1,414—	Artose Pinner, Kentucky (283 rushes).....	2002
20.	1,410—	Johnny Manziel, Texas A&M (201 rushes).....	2012





# RECORDS AND RESULTS

ALABAMA • ARKANSAS • AUBURN • FLORIDA • GEORGIA • KENTUCKY • LSU • OLE MISS

### CAREER:

1. *5,259—	Herschel Walker, Georgia (33 games)	1980-82
2. 4,590—	Darren McFadden, Arkansas (38 games)	2005-07
3. 4,557—	Kevin Faulk, LSU (41 games)	1995-98
4. 4,303—	Bo Jackson, Auburn (38 games)	1982-85
5. 4,163—	Erict Rhett, Florida (48 games)	1990-93
6. 4,050—	Dalton Hilliard, LSU (44 games)	1982-85
7. 4,035—	Charles Alexander, LSU (44 games)	1975-78
8. 3,994—	Anthony Dixon, Mississippi State (47 games)	2006-09
9. 3,928—	Emmitt Smith, Florida (31 games)	1987-89
10. 3,835—	Sonny Collins, Kentucky (41 games)	1972-75
11. 3,831—	Carnell Williams, Auburn (42 games)	2001-04
12. 3,565—	Shaun Alexander, Alabama (42 games)	1996-99
13. 3,523—	James Brooks, Auburn (38 games)	1977-80
14. 3,420—	Bobby Humphrey, Alabama (35 games)	1985-88
15. 3,368—	Joe Cribbs, Auburn (38 games)	1976-79
16. 3,333—	Moe Williams, Kentucky (33 games)	1993-95
17. 3,261—	Mark Ingram, Alabama (39 games)	2008-10
18. 3,324—	Kenneth Darby, Alabama (47 games)	2003-06
19. 3,321—	Ben Tate, Auburn (47 games)	2006-09
20. 3,234—	Neal Anderson, Florida (44 games)	1982-85

\*—NCAA record for three years

### YARDS PER GAME

#### SEASON:

1. 171.9—	Herschel Walker, Georgia (1,891 in 11 games)	1981
2. 162.4—	Bo Jackson, Auburn (1,786 in 11 games)	1985
3. 159.3—	Herschel Walker, Georgia (1,752 in 11 games)	1982
4. 153.3—	Charles Alexander, LSU (1,686 in 11 games)	1977
5. 146.9—	Herschel Walker, Georgia (1,616 in 11 games)	1980
6. 145.5—	Moe Williams, Kentucky (1,600 in 11 games)	1995
7. 145.4—	Emmitt Smith, Florida (1,599 in 11 games)	1989
8. 140.8—	Darren McFadden, Arkansas (1,830 in 13 games)	2007
9. 140.6—	Garrison Hearst, Georgia (1,547 in 11 games)	1992
10. 131.2—	Johnny Dattley, Ole Miss (1,312 in 10 games)	1949
11. 130.7—	Jay Graham, Tennessee (1,438 in 11 games)	1995
12. 130.6—	Rudi Johnson, Auburn (1,567 in 12 games)	2000
13. 129.7—	Tre Mason, Auburn (1,816 in 14 games)	2013
14. 129.2—	Trent Richardson, Alabama (1,679 in 12 games)	2011
15. 127.1—	Kevin Faulk, LSU (1,144 in 9 games)	1997
16. 126.5—	Anthony Dixon, Mississippi State (1,391 in 11 games)	2009
17. 126.5—	Brent Fullwood, Auburn (1,391 in 11 games)	1986
18. 125.7—	Shaun Alexander, Alabama (1,383 in 11 games)	1999
19. 124.0—	Duce Staley, South Carolina (1,116 in 9 games)	1996
20. 123.6—	Chuck Webb, Tennessee (1,236 in 10 games)	1989

#### CAREER:

1. 159.4—	Herschel Walker, Georgia (5,259 in 33 games)	1980-82
2. 126.7—	Emmitt Smith, Florida (3,928 in 31 games)	1987-89
3. 120.8—	Darren McFadden, Arkansas (4,590 in 38 games)	2005-07
4. 113.2—	Bo Jackson, Auburn (4,303 in 38 games)	1982-85
5. 111.2—	Kevin Faulk, LSU (4,557 in 41 games)	1995-98
6. 106.6—	James Johnson, Miss. State (2,452 in 23 games)	1997-98
7. 105.1—	Knowshon Moreno, Georgia (2,734 in 26 games)	2007-08
8. 103.0—	Jamal Lewis, Tennessee (2,677 in 26 games)	1997-99
9. 101.0—	Moe Williams, Kentucky (3,333 in 33 games)	1993-95
10. 97.9—	Garrison Hearst, Georgia (3,232 in 33 games)	1990-92

### YARDS PER RUSH

#### GAME: (Min. 40 rushes)

1. 7.48—	Moe Williams, Kentucky vs. South Carolina (299 on 40)	1995
2. 6.80—	Moe Williams, Kentucky vs. Cincinnati (272 on 40)	1995
3. 6.61—	Tre Mason, Auburn vs. Missouri (304 on 46)	2013
4. 6.46—	Herschel Walker, Georgia vs. Ole Miss (265 on 41)	1981
5. 5.70—	Johnnie Jones, Tennessee vs. Rutgers (234 on 41)	1983
6. 5.40—	Johnny Dattley, Ole Miss vs. Mississippi State (216 on 40)	1949
7. 5.37—	Charles Alexander, LSU vs. Wyoming (231 on 43)	1977
8. 5.30—	Marcus Lattimore, South Carolina vs. Florida (212 on 40)	2010
9. 5.26—	Johnny Musso, Alabama vs. Auburn (221 on 42)	1970

#### GAME: (Min. 30 rushes)

1. 10.19—	Emmitt Smith, Florida vs. New Mexico (316 on 31)	1989
2. 9.47—	Bobby Humphrey, Alabama vs. Miss State (284 on 30)	1986
3. 9.44—	Darren McFadden, Arkansas vs. South Carolina (321 on 34)	2007
4. 9.30—	Curtis Kuykendall, Auburn vs. Miami (307 on 33)	1944
5. 8.40—	Chuck Webb, Tennessee vs. Ole Miss (294 on 35)	1989
6. 8.27—	Johnnie Jones, Tennessee vs. Vanderbilt (248 on 30)	1983

#### GAME: (Min. 20 rushes)

1. 14.58—	Frank Mordica, Vanderbilt vs. Air Force (321 on 22)	1978
2. 14.55—	Shaun Alexander, Alabama vs. LSU (246 on 21)	1996
3. 12.86—	Herschel Walker, Georgia vs. Vanderbilt (283 on 22)	1980
4. 12.80—	Bo Jackson, Auburn vs. Alabama (256 on 20)	1983
5. 12.61—	Bo Jackson, Auburn vs. SW Louisiana (290 on 23)	1985
6. 11.75—	Johnny Dattley, Ole Miss vs. Chattanooga (235 on 20)	1949
7. 11.71—	Kevin Faulk, LSU vs. Houston (246 on 21)	1996
8. 11.71—	Garrison Hearst, Georgia vs. Vanderbilt (246 on 21)	1992
9. 11.28—	Dexter McCluster, Ole Miss vs. Tennessee (282 on 25)	2009
10. 11.27—	Tony Thompson, Tennessee vs. Mississippi State (248 on 22)	1990

#### GAME: (Min. 10 rushes)

1. 19.60—	Harvey Williams, LSU vs. Rice (196 on 10)	1987
2. 17.50—	George Canale, Tennessee vs. Chattanooga (175 on 10)	1962
3. 17.45—	Billy Baggett, LSU vs. Ole Miss (192 on 11)	1950
4. 16.40—	Keith Marshall, Georgia vs. Tennessee (164 on 10)	2012
5. 16.20—	Glen Coffee, Alabama at Arkansas (162 on 10)	2008

6. 16.18—	Tony Green, Florida vs. Maryland (178 on 11)	1974
7. 15.72—	Brent Fullwood, Auburn vs. SW Louisiana (173 on 11)	1985
8. 15.29—	Nick Marshall, Auburn vs. Tennessee (214 on 14)	2013
9. 15.18—	Trent Richardson, Alabama vs. North Texas (167 on 11)	2011
10. 15.17—	Johnny Dattley, Ole Miss vs. Boston College (182 on 12)	1950

#### SEASON: (Min. 200 rushes)

1. 7.01—	Johnny Manziel, Texas A&M (1,410 on 201)	2012
2. 6.90—	Jeremy Hill, LSU (1,401 on 203)	2013
3. 6.79—	Garrison Hearst, Georgia (1,547 on 228)	1992
4. 6.48—	Knile Davis, Arkansas (1,322 on 204)	2010
6. 6.48—	Eddie Lacy, Alabama (1,322 on 204)	2012
6. 6.42—	Bo Jackson, Auburn (1,786 on 278)	1985
7. 6.31—	Johnny Dattley, Ole Miss (1,312 on 208)	1949
8. 6.24—	Todd Gurley, Georgia (1,385 on 222)	2012
9. 6.23—	Bobby Humphrey, Alabama (1,471 on 236)	1986
10. 6.12—	Mark Ingram, Alabama (1,658 on 271)	2009

#### SEASON: (Min. 100 rushes)

1. 8.74—	Felix Jones, Arkansas (1,162 on 133)	2007
2. 8.33—	Brent Fullwood, Auburn (1,391 on 167)	1986
3. 7.94—	Hank Lauricella, Tennessee (881 on 111)	1951
4. 7.68—	Bo Jackson, Auburn (1,213 on 158)	1983
5. 7.61—	Monk Gafford, Auburn (1,004 on 132)	1942
6. 7.58—	Felix Jones, Arkansas (1,168 on 154)	2006
7. 7.53—	Elijah Williams, Florida (858 on 114)	1995
8. 7.47—	Bobby Marlow, Alabama (882 on 118)	1950
9. 7.41—	James Brooks, Auburn (1,208 on 163)	1979
10. 7.32—	Charles Hunsinger, Florida (842 on 115)	1948

#### CAREER: (Min. 400 rushes)

1. 6.62—	Bo Jackson, Auburn (4,303 on 650)	1982-85
2. 6.27—	Bobby Marlow, Alabama (2,560 on 480)	1950-52
3. 6.02—	Michael Haddix, Mississippi State (2,558 on 425)	1979-82
4. 5.95—	Garrison Hearst, Georgia (3,232 on 543)	1990-92
5. 5.85—	Darren McFadden, Arkansas (4,590 on 785)	2005-07
6. 5.84—	Walter Packer, Mississippi State (2,820 on 483)	1973-76
7. 5.82—	Tony Green, Florida (2,590 on 445)	1974-77
8. 5.80—	Trent Richardson, Alabama (3,130 on 540)	2009-11
9. 5.77—	Tre Mason, Auburn (2,979 on 516)	2011-13
10. 5.76—	Stephen Davis, Auburn (2,811 on 488)	1993-95

### TOUCHDOWNS RUSHING

#### SEASON:

1. 23—	Tim Tebow, Florida	2007
23—	Tre Mason, Auburn	2013
3. 21—	Trent Richardson, Alabama	2011
21—	Johnny Manziel, Texas A&M	2012
5. 20—	Cam Newton, Auburn	2010
6. 19—	Garrison Hearst, Georgia	1992
19—	Shaun Alexander, Alabama	1999
19—	LaBrandon Toefield, LSU	2001
9. 18—	Herschel Walker, Georgia	1981
18—	Charles Scott, LSU	2008

#### CAREER:

1. 55—	Tim Tebow, Florida	2006-09
2. 49—	Herschel Walker, Georgia	1980-82
3. 46—	Kevin Faulk, LSU	1995-98
4. 45—	Carnell Williams, Auburn	2001-04
5. 44—	Dalton Hilliard, LSU	1982-85
6. 43—	Bo Jackson, Auburn	1982-85
7. 42—	Anthony Dixon, Mississippi State	2006-09
42—	Mark Ingram, Alabama	2008-10
9. 41—	Shaun Alexander, Alabama	1996-99
41—	Darren McFadden, Arkansas	2005-07
11. 40—	Charles Alexander, LSU	1975-78
12. 38—	Marcus Lattimore, South Carolina	2010-12
13. 37—	Duce McAllister, Ole Miss	1997-00
14. 36—	Lars Tate, Georgia	1984-87
36—	Emmitt Smith, Florida	1987-89
16. 35—	James Stewart, Tennessee	1991-94
35—	Trent Richardson, Alabama	2009-11
18. 34—	Johnny Musso, Alabama	1969-71
34—	Joe Cribbs, Auburn	1976-79
34—	Erict Rhett, Florida	1990-93

### LONG TOUCHDOWN PLAYS (RUSHING)

#### GAME:

1. *99—	Kelsey Finch, Tennessee vs. Florida	1977
*99—	Broderick Green, Arkansas vs. Eastern Michigan	2009
3. 98—	Stanley Howell, Mississippi State vs. Southern Miss	1979
4. 97—	Blondy Black, Mississippi State vs. Duquesne	1942
97—	John Avery, Ole Miss vs. Arkansas	1997
6. 96—	Emmitt Smith, Florida vs. Mississippi State	1988
96—	Chris Anderson, Alabama vs. Temple	1991
8. 95—	Harly Gilmer, Alabama vs. Kentucky	1945
9. 94—	Jessie Fotherree, LSU vs. Georgia	1935
94—	Sal Nicolo, LSU vs. Rice	1952

### ALL-PURPOSE YARDS

#### GAME:

1. 429—	Moe Williams, Kentucky vs. South Carolina (299 rush, 57 rec., 73 KOR)	1995
2. 376—	Kevin Faulk, LSU vs. Houston (246 rush, 8 rec., 16 KOR, 106 PR)	1996
3. 372—	Rafael Little, Kentucky vs. Vanderbilt (198 rush, 86 rec., 88 PR)	2005
4. 355—	Darren McFadden, Arkansas vs. So. Carolina (321 rush, 4 rec., 30 KOR)	2007

# RECORDS AND RESULTS



MISSISSIPPI STATE • MISSOURI • SOUTH CAROLINA • TENNESSEE • TEXAS A&M • VANDERBILT

5.	344—	Nick Turner, Mississippi State vs. Tennessee (41 rush, 37 rec., 163 KOR, 103 PR) . . . . .	2003
	344—	Kwane Doster, Vanderbilt vs. Ole Miss (101 rush, 243 KOR) . . . . .	2002
7.	338—	Josh Reed, LSU vs. Alabama (293 rec., 5 PR, 40 KOR) . . . . .	2001
8.	331—	Craig Yeast, Kentucky vs. Florida (206 rec., 116 KOR, 9 PR) . . . . .	1998
	331—	Odell Beckham, Jr., LSU vs. UAB (15 rush, 136 rec., 21 KOR, 59 PR, 100 MFG) . . . . .	2013
10.	324—	Dexter McCluster, Ole Miss vs. Tennessee (282 rush, 42 rec.) . . . . .	2009

**SEASON:**

1.	2,396—	Randall Cobb, Kentucky (424 rush, 1,017 rec., 219 PR, 736 KOR) . . . . .	2010
2.	2,374—	Tre Mason, Auburn (1,816 rush, 163 rec., 395 KOR) . . . . .	2013
3.	2,315—	Odell Beckham, Jr., LSU (58 rush, 1,152 rec., 160 PR, 845 KR in 13 games) . . . . .	2013
4.	2,310—	Darren McFadden, Arkansas (1,830 rush, 164 rec., 316 KOR) . . . . .	2007
5.	2,120—	Domanick Davis, LSU (931 rush, 130 rec., 499 PR, 560 KOR) . . . . .	2002
6.	2,109—	Kevin Faulk, LSU (1,279 rush, 287 rec., 265 PR, 278 KOR) . . . . .	1998
7.	2,104—	Kevin Faulk, LSU (1,282 rush, 134 rec., 375 PR, 313 KOR) . . . . .	1996
8.	2,083—	Trent Richardson, Alabama (1,679 rush, 338 rec., 66 KOR) . . . . .	2011
9.	2,067—	Herschel Walker, Georgia (1,891 rush, 84 rec., 92 KOR) . . . . .	1981
10.	2,058—	Darren McFadden, Arkansas (1,647 rush, 149 rec., 262 KOR) . . . . .	2006
11.	2,016—	Bobby Humphrey, Alabama (1,471 rush, 201 rec., 344 KOR, 244 PR) . . . . .	1986
12.	1,992—	Mark Ingram, Alabama (1,658 rush, 334 rec.) . . . . .	2009
13.	1,990—	Felix Jones, Arkansas (1,162 rush, 176 rec., 652 KOR) . . . . .	2007
14.	1,982—	Rafael Little, Kentucky (1,045 rush, 449 rec., 355 PR, 133 KOR) . . . . .	2005
15.	1,961—	David Palmer, Alabama (278 rush, 1,000 rec., 439 KOR) . . . . .	1993
16.	1,941—	Warren Norman, Vanderbilt (783 rush, 108 rec., 1,050 KOR) . . . . .	2009
17.	1,922—	Derek Abney, Kentucky (5 rush, 569 rec., 544 PR, 804 KOR) . . . . .	2002
18.	1,910—	Garrison Hearst, Georgia (1,547 rush, 324 rec., 39 KOR) . . . . .	1992
19.	1,877—	Herschel Walker, Georgia (1,752 rush, 89 rec., 36 KOR) . . . . .	1982
20.	1,860—	Josh Reed, LSU (7 rush, 1,740 rec., 5 PR, 108 KOR) . . . . .	2001

**SEASON AVERAGE:**

1.	191.7—	Kevin Faulk, LSU (1,279 rush, 287 rec., 265 PR, 278 KOR in 11 games) . . . . .	1998
2.	191.3—	Kevin Faulk, LSU (1,282 rush, 134 rec., 375 PR, 313 KOR in 11 games) . . . . .	1996
3.	187.9—	Herschel Walker, Georgia (1,891 rush, 84 rec., 92 KOR in 11 games) . . . . .	1981
4.	184.3—	Randall Cobb, Kentucky (424 rush, 1,017 rec., 219 PR, 736 KOR in 13 games) . . . . .	2010
5.	182.9—	Kevin Faulk, LSU (1,144 rush, 93 rec., 192 PR, 217 KOR in 9 games) . . . . .	1997
6.	180.2—	Rafael Little, Kentucky (1,045 rush, 449 rec., 355 PR, 133 KOR in 11 games) . . . . .	2005
7.	178.1—	Odell Beckham, Jr., LSU (58 rush, 1,152 rec., 160 PR, 845 KR in 13 games) . . . . .	2013
8.	177.7—	Darren McFadden, Arkansas (1,830 rush, 164 rec., 316 KOR in 13 games) . . . . .	2007
9.	173.6—	Garrison Hearst, Georgia (1,547 rush, 324 rec., 39 KOR in 11 games) . . . . .	1992
10.	170.6—	Herschel Walker, Georgia (1,752 rush, 89 rec., 36 KOR in 11 games) . . . . .	1982

**CAREER:**

1.	6,833—	Kevin Faulk, LSU (4,557 rush, 600 rec., 832 PR, 844 KOR) . . . . .	1995-98
2.	5,881—	Darren McFadden, Arkansas (4,590 rush, 365 rec., 926 KOR) . . . . .	2005-07
3.	5,856—	Derek Abney, Kentucky (160 rush, 2,339 rec., 1,042 PR, 2,315 KOR) . . . . .	2000-03
4.	5,749—	Herschel Walker, Georgia (5,249 rush, 243 rec., 247 KOR) . . . . .	1980-82
5.	5,743—	Domanick Davis, LSU (2,056 rush, 393 rec., 1,126 PR, 2,168 KOR) . . . . .	1999-02
6.	5,596—	James Brooks, Auburn (3,523 rush, 347 rec., 1,726 KOR) . . . . .	1977-80
7.	5,393—	Errict Rhett, Florida (4,163 rush, 1,230 rec.) . . . . .	1990-93
8.	5,343—	Rafael Little, Kentucky (2,996 rush, 1,324 rec., 854 PR, 169 KOR) . . . . .	2004-07
9.	5,330—	Dennis Johnson, Arkansas (2,036 rush, 510 rec., 2,784 KOR) . . . . .	2008-12
10.	5,326—	Dalton Hilliard, LSU (4,050 rush, 1,133 rec., 143 KOR) . . . . .	1982-85

**CAREER YARDS PER GAME AVERAGE:**

1.	174.2—	Herschel Walker, Georgia (5,749 yards in 33 games) . . . . .	1980-82
2.	166.7—	Kevin Faulk, LSU (6,833 yards in 41 games) . . . . .	1995-98
3.	154.8—	Darren McFadden, Arkansas (5,881 yards in 38 games) . . . . .	2005-07
4.	147.3—	James Brooks, Auburn (5,596 yards in 38 games) . . . . .	1977-80
5.	141.7—	Bobby Humphrey, Alabama (4,958 yards in 35 games) . . . . .	1985-88
6.	141.6—	Emmitt Smith, Florida (4,391 yards in 31 games) . . . . .	1987-89
7.	137.0—	Rafael Little, Kentucky (5,343 yards in 39 games) . . . . .	2004-07
8.	131.1—	Knowshon Moreno, Georgia (3,409 yards in 26 games) . . . . .	2006-08
9.	129.8—	Randall Cobb, Kentucky (4,674 yards in 36 games) . . . . .	2008-10
10.	128.7—	Bo Jackson, Auburn (4,892 yards in 38 games) . . . . .	1982-85

**RUSHING YARDS BY A QUARTERBACK**

**SEASON:**

1.	1,473—	Cam Newton, Auburn (264 rushes) . . . . .	2010
2.	1,410—	Johnny Manziel, Texas A&M (201 rushes) . . . . .	2012
3.	1,068—	Nick Marshall, Auburn (172 rushes) . . . . .	2013
4.	1,006—	Jimmy Sidle, Auburn (185 rushes) . . . . .	1963
5.	910—	Tim Tebow, Florida (217 rushes) . . . . .	2009
6.	909—	Mike Fanuzzi, Kentucky (179 rushes) . . . . .	1974
7.	895—	Tim Tebow, Florida (210 rushes) . . . . .	2007
8.	870—	Andy Johnson, Georgia (174 rushes) . . . . .	1971
9.	829—	Dak Prescott, Mississippi State (134 rushes) . . . . .	2013
10.	791—	Stedman Shealy, Alabama (152 rushes) . . . . .	2019

**PASSING ATTEMPTS**

**GAME:**

1.	67—	Tim Couch, Kentucky vs. Arkansas (47 comp., 499 yards) . . . . .	1998
2.	66—	John Reaves, Florida vs. Auburn (33 comp., 369 yards) . . . . .	1969
	66—	Tim Couch, Kentucky vs. LSU (41 comp., 410 yards) . . . . .	1997
4.	65—	Eric Zeier, Georgia vs. Florida (36 comp., 386 yards) . . . . .	1993
	65—	Peyton Manning, Tennessee vs. Florida (37 comp., 492 yards) . . . . .	1996
6.	62—	John Gromos, Vanderbilt vs. Alabama (30 comp., 324 yards) . . . . .	1989
	62—	Dusty Bonner, Kentucky vs. Louisville (34 comp., 446 yards) . . . . .	1999
	62—	Cory Phillips, Georgia vs. Georgia Tech (36 comp., 413 yards) . . . . .	2000
	62—	André Woodson, Kentucky vs. Tennessee (39 comp., 430 yards) . . . . .	2007
10.	61—	Tim Couch, Kentucky vs. Mississippi State (39 comp., 349 yards) . . . . .	1997
	61—	Tim Couch, Kentucky vs. Florida (40 comp., 406 yards) . . . . .	1998

**SEASON:**

1.	559—	Jared Lorenzen, Kentucky (321 comp., 3,687 yards) . . . . .	2000
2.	553—	Tim Couch, Kentucky (400 comp., 4,275 yards) . . . . .	1998

3.	547—	Tim Couch, Kentucky (363 comp., 3,884 yards) . . . . .	1997
4.	519—	Erik Ainge, Tennessee (325 comp., 3,522 yards) . . . . .	2007
5.	518—	André Woodson, Kentucky (327 comp., 3,709 yards) . . . . .	2007
6.	503—	Rex Grossman, Florida (287 comp., 3,402 yards) . . . . .	2002
7.	493—	Kurt Page, Vanderbilt (286 comp., 3,178 yards) . . . . .	1983
8.	481—	Eli Manning, Ole Miss (279 comp., 3,401 yards) . . . . .	2002
9.	477—	Peyton Manning, Tennessee (287 comp., 3,819 yards) . . . . .	1997
10.	465—	Dusty Bonner, Kentucky (303 comp., 3,266 yards) . . . . .	1999
11.	463—	Shane Matthews, Florida (275 comp., 3,205 yards) . . . . .	1992
12.	462—	Jay Cutler, Vanderbilt (273 comp., 3,073 yards) . . . . .	2005
	462—	John Parker Wilson, Alabama (255 comp., 2,846 yards) . . . . .	2007
14.	441—	Eli Manning, Ole Miss (275 comp., 3,600 yards) . . . . .	2003
15.	438—	David Greene, Georgia (264 comp., 3,307 yards) . . . . .	2003
	438—	Tyler Wilson, Arkansas (277 comp., 3,638 yards) . . . . .	2011
17.	437—	Bo Wallace, Ole Miss (283 comp., 3,356 yards) . . . . .	2013
18.	434—	Johnny Manziel, Texas A&M (295 completions, 3,706 yards) . . . . .	2012
19.	433—	Eric Zeier, Georgia (259 comp., 3,396 yards) . . . . .	1994
20.	432—	Stephen Garcia, South Carolina (239 comp., 2,862 yards) . . . . .	2009

**CAREER:**

1.	1,514—	Jared Lorenzen, Kentucky (862 comp., 10,354 yards) . . . . .	2000-03
2.	1,478—	Aaron Murray, Georgia (921 comp., 13,166 yards) . . . . .	2010-13
3.	1,458—	Chris Leak, Florida (895 comp., 11,213 yards) . . . . .	2003-06
4.	1,440—	David Greene, Georgia (849 comp., 11,528 yards) . . . . .	2001-04
5.	1,402—	Eric Zeier, Georgia (838 comp., 11,153 yards) . . . . .	1991-94
6.	1,381—	Peyton Manning, Tennessee (863 comp., 11,201 yards) . . . . .	1994-97
7.	1,363—	Eli Manning, Ole Miss (829 comp., 10,119 yards) . . . . .	2000-03
8.	1,278—	André Woodson, Kentucky (791 comp., 9,360 yards) . . . . .	2004-07
9.	1,270—	Casey Clausen, Tennessee (775 comp., 9,707 yards) . . . . .	2000-03
10.	1,242—	Jay Cutler, Vanderbilt (710 comp., 8,697 yards) . . . . .	2002-05
11.	1,231—	Stan White, Auburn (659 comp., 8,016 yards) . . . . .	1990-93
12.	1,210—	Erik Ainge, Tennessee (733 comp., 8,700 yards) . . . . .	2004-07
13.	1,209—	Steve Taneyhill, South Carolina (727 comp., 8,555 yards) . . . . .	1992-95
14.	1,202—	Shane Matthews, Florida (722 comp., 9,287 yards) . . . . .	1989-92
15.	1,184—	Tim Couch, Kentucky (795 comp., 8,435 yards) . . . . .	1996-98
16.	1,175—	John Parker Wilson, Alabama (665 comp., 7,924 yards) . . . . .	2005-08
17.	1,170—	Danny Wuerffel, Florida (708 comp., 10,500 yards) . . . . .	1993-96
18.	1,163—	Tommy Hodson, LSU (674 comp., 9,115 yards) . . . . .	1986-89
19.	1,156—	Greg Zolman, Vanderbilt (596 comp., 7,981 yards) . . . . .	1998-01
20.	1,128—	John Reaves, Florida (603 comp., 7,549 yards) . . . . .	1969-71

**COMPLETIONS**

**GAME:**

1.	47—	Tim Couch, Kentucky vs. Arkansas (67 atts., 499 yards) . . . . .	1998
2.	44—	Tim Couch, Kentucky vs. Vanderbilt (53 atts., 492 yards) . . . . .	1998
3.	42—	Eli Manning, Ole Miss vs. Arkansas (56 atts., 414 yards) . . . . .	2002
4.	41—	Tim Couch, Kentucky vs. Georgia (55 atts., 324 yards) . . . . .	1997
	41—	Tim Couch, Kentucky vs. LSU (66 atts., 410 yards) . . . . .	1997
6.	40—	Tim Couch, Kentucky vs. Florida (61 atts., 406 yards) . . . . .	1998
7.	39—	Steve Taneyhill, South Carolina vs. East Carolina (58 atts., 451 yards) . . . . .	1994
	39—	Tim Couch, Kentucky vs. Mississippi State (61 atts., 349 yards) . . . . .	1997
	39—	Jared Lorenzen, Kentucky vs. Georgia (58 atts., 528 yards) . . . . .	2000
	39—	André Woodson, Kentucky vs. Tennessee (62 atts., 430 yards) . . . . .	2007

**SEASON:**

1.	400—	Tim Couch, Kentucky (553 atts., 4,275 yards) . . . . .	1998
2.	363—	Tim Couch, Kentucky (547 atts., 3,884 yards) . . . . .	1997
3.	327—	André Woodson, Kentucky (518 atts., 3,709 yards) . . . . .	2007
4.	325—	Erik Ainge, Tennessee (519 atts., 3,522 yards) . . . . .	2007
5.	321—	Jared Lorenzen, Kentucky (559 atts., 3,687 yards) . . . . .	2000
6.	303—	Dusty Bonner, Kentucky (465 atts., 3,266 yards) . . . . .	1999
7.	300—	Johnny Manziel, Texas A&M (429 atts., 4,114 yards) . . . . .	2013
8.	295—	Johnny Manziel, Texas A&M (434 atts., 3,706 yards) . . . . .	2012
9.	287—	Peyton Manning, Tennessee (477 atts., 3,819 yards) . . . . .	1997
	287—	Rex Grossman, Florida (503 atts., 3,402 yards) . . . . .	2002
11.	286—	Kurt Page, Vanderbilt (493 atts., 3,178 yards) . . . . .	1983
12.	283—	Bo Wallace, Ole Miss (437 atts., 3,356 yards) . . . . .	2013
13.	279—	Eli Manning, Ole Miss (481 atts., 3,401 yards) . . . . .	2002
14.	277—	Tyler Wilson, Arkansas (438 atts., 3,638 yards) . . . . .	2011
15.	275—	Shane Matthews, Florida (463 atts., 3,205 yards) . . . . .	1992
	275—	Eli Manning, Ole Miss (441 atts., 3,600 yards) . . . . .	2003
17.	273—	Jay Cutler, Vanderbilt (462 atts., 3,073 yards) . . . . .	2005
18.	269—	Eric Zeier, Georgia (425 atts., 3,325 yards) . . . . .	1993
19.	268—	Mike Hartline, Kentucky (405 atts., 3,178 yards) . . . . .	2010
20.	266—	Ryan Mallett, Arkansas (411 atts., 3,869 yards) . . . . .	2010

**CAREER:**

1.	921—	Aaron Murray, Georgia (1,478 atts., 13,166 yards) . . . . .	2010-13
2.	895—	Chris Leak, Florida (1,458 atts., 11,213 yards) . . . . .	2003-06
3.	863—	Peyton Manning, Tennessee (1,402 atts., 11,201 yards) . . . . .	1994-97
4.	862—	Jared Lorenzen, Kentucky (1,514 atts., 10,354 yards) . . . . .	2000-03
5.	849—	David Greene, Georgia (1,440 atts., 11,528 yards) . . . . .	2001-04
6.	838—	Eric Zeier, Georgia (1,402 atts., 11,153 yards) . . . . .	1991-94
7.	829—	Eli Manning, Ole Miss (1,363 atts., 10,119 yards) . . . . .	2000-03
8.	795—	Tim Couch, Kentucky (1,184 atts., 8,435 yards) . . . . .	1996-98
9.	791—	André Woodson, Kentucky (1,278 atts., 9,360 yards) . . . . .	2004-07
10.	775—	Casey Clausen, Tennessee (1,270 atts., 9,707 yards) . . . . .	2000-03
11.	733—	Erik Ainge, Tennessee (1,210 atts., 8,700 yards) . . . . .	2004-07
12.	727—	Steve Taneyhill, South Carolina (1,209 atts., 8,555 yards) . . . . .	1992-95
13.	722—	Shane Matthews, Florida (1,202 atts., 9,287 yards) . . . . .	1989-92
14.	710—	Jay Cutler, Vanderbilt (1,242 atts., 9,953 yards) . . . . .	2002-05
15.	708—		





# RECORDS AND RESULTS

ALABAMA • ARKANSAS • AUBURN • FLORIDA • GEORGIA • KENTUCKY • LSU • OLE MISS

## CONSECUTIVE COMPLETIONS

1.	24	Tee Martin, Tennessee (1 vs. Alabama, 23 vs. South Carolina)	1998
2.	20	Kent Austin, Ole Miss (5 vs. Tulane, 15 vs. Tennessee)	1982
	20	Connor Shaw, South Carolina vs. Missouri	2012
4.	18	Eli Manning, Ole Miss vs. Murray State	2001
	18	Tyler Wilson, Arkansas vs. Auburn	2011
6.	17	Dave Marler, Mississippi State (6 vs. Florida State, 11 vs. Tennessee)	1978
	17	Rohan Davey, LSU (6 vs. Arkansas, 11 vs. Western Carolina)	2000
	17	Matt Mauck, LSU (10 vs. Arizona, 7 vs. Western Illinois)	2003
	17	Chris Leak, Florida (17 vs. Wyoming)	2005
10.	16	Steve Spurrier, Florida (9 vs. Florida State, 7 vs. N.C. State)	1966
	16	Stan White, Auburn vs. New Mexico State	1993
	16	Dusty Bonner, Kentucky vs. Connecticut	1999
	16	Matt Mauck, LSU (2 vs. Auburn, 14 vs. Louisiana Tech)	2003
	16	Greg McElroy, Alabama (4 vs. Georgia State, 12 vs. Auburn)	2010

## COMPLETION PERCENTAGE

### GAME: (Min. 10 comp.)

1.	100.0	Rohan Davey, LSU vs. Western Carolina (11 of 11)	2000
2.	94.7	Kent Austin, Ole Miss vs. Tulane (18 of 19)	1982
3.	94.4	Chris Todd, Auburn vs. Furman (17 of 18)	2009
4.	93.8	Danny Wuerffel, Florida vs. Georgia Southern (15 of 16)	1996
	93.8	AJ McCarron, Alabama vs. Georgia State (15 of 16)	2013
6.	92.3	Jason Campbell, Auburn vs. Western Kentucky (12 of 13)	2004
	92.3	Greg McElroy, Alabama vs. Georgia State (12 of 13)	2010
8.	91.7	Nelson Stokley, LSU vs. Mississippi State (11 of 12)	1967
	91.7	David Rudder, Tennessee vs. Alabama (11 of 12)	1978
	91.7	Jason Campbell, Auburn vs. Western Carolina (11 of 12)	2002

### GAME (Min. 20 comp.)

1.	95.8	Tee Martin, Tennessee vs. South Carolina (23 of 24)	1998
2.	95.2	Connor Shaw, South Carolina vs. Missouri (20 of 21)	2012
3.	88.6	Tim Tebow, Florida vs. Cincinnati (31 of 35)	2010
4.	88.0	Connor Shaw, South Carolina vs. Wisconsin (22 of 25)	2013
5.	87.5	Ryan Mallett, Arkansas vs. Tennessee Tech (21 of 24)	2010
6.	87.0	Eli Manning, Ole Miss vs. Murray State (20 of 23)	2001
	87.0	David Greene, Georgia vs. Vanderbilt (20 of 23)	2002
8.	86.9	Bill Ransdell, Kentucky vs. Florida (20 of 23)	1986
9.	86.2	Zach Mettenberger, LSU vs. Mississippi State (25 of 29)	2013
10.	85.2	Erik Ainge, Tennessee vs. Memphis (23 of 27)	1995
	85.2	Ryan Mallett, Arkansas vs. South Carolina (23 of 27)	2009

### GAME: (Min. 30 comp.)

1.	88.6	Tim Tebow, Florida vs. Cincinnati (31 of 35)	2009
2.	86.4	Steve Taneyhill, South Carolina vs. Mississippi State (38 of 44)	1995
3.	85.0	Dusty Bonner, Kentucky vs. Connecticut (34 of 40)	1999
4.	83.3	Johnny Manziel, Texas A&M vs. Mississippi State (30 of 36)	2012
5.	83.0	Tim Couch, Kentucky vs. Vanderbilt (44 of 53)	1998
6.	79.5	Rohan Davey, LSU vs. Alabama (35 of 44)	2001
	79.5	Stephen Garcia, South Carolina vs. Vanderbilt (31 of 39)	2010
	79.5	Johnny Manziel, Texas A&M vs. Ole Miss (31 of 39)	2013
9.	79.1	Tim Couch, Kentucky vs. Northeast Louisiana (34 of 43)	1997
10.	79.0	Aaron Murray, Georgia vs. Kentucky (30 of 38)	2012

### SEASON: (Min. 100 comp.)

1.	72.3	Tim Couch, Kentucky (400 of 553)	1998
2.	70.9	Greg McElroy, Alabama (222 of 315)	2010
3.	70.7	Wayne Peace, Florida (174 of 246)	1982
	70.7	Ben Leard, Auburn (111 of 157)	1999
5.	69.9	Johnny Manziel, Texas A&M (300 of 429)	2013
6.	68.7	Austyn Carta-Samuels, Vanderbilt (193 of 281)	2013
7.	68.0	Johnny Manziel, Texas A&M (295 of 434)	2012
8.	69.6	Jason Campbell, Auburn (188 of 270)	2004
9.	67.8	JaMarcus Russell, LSU (232 of 342)	2006
	67.8	Tim Tebow, Florida (213 of 214)	2009

### SEASON: (Min. 200 comp.)

1.	72.3	Tim Couch, Kentucky (400 of 553)	1998
2.	70.9	Greg McElroy, Alabama (222 of 315)	2010
3.	69.9	Johnny Manziel, Texas A&M (300 of 429)	2013
4.	68.7	Austyn Carta-Samuels, Vanderbilt (193 of 281)	2013
5.	68.0	Johnny Manziel, Texas A&M (295 of 434)	2012
6.	67.8	JaMarcus Russell, LSU (232 of 342)	2006
	67.8	Tim Tebow, Florida (213 of 214)	2009
8.	67.5	Connor Shaw, South Carolina (154 of 228)	2012
9.	67.2	AJ McCarron, Alabama (211 of 313)	2012
	67.2	AJ McCarron, Alabama (226 of 336)	2013

## COMPLETION PERCENTAGE

### CAREER: (Min. 300 comp.)

1.	68.9	Johnny Manziel, Texas A&M (595 of 863)	2012-13
2.	67.1	Tim Couch, Kentucky (795 of 1,184)	1996-98
3.	66.8	Connor Shaw, South Carolina (300 of 449)	2010-13
4.	66.7	AJ McCarron, Alabama (460 of 690)	2010-13
5.	66.4	Tim Tebow, Florida (661 of 995)	2006-09
6.	66.3	Greg McElroy, Alabama (436 of 658)	2007-10
7.	65.5	Connor Shaw, South Carolina (480 of 733)	2010-13
8.	65.3	Dusty Bonner, Kentucky (313 of 479)	1997, 1999
9.	64.6	Jason Campbell, Auburn (552 of 854)	2001-04
10.	64.3	<b>Bo Wallace, Ole Miss (518 of 805)</b>	<b>2012-Present</b>
11.	62.6	Tyler Wilson, Arkansas (593 of 948)	2008-12
12.	62.5	Peyton Manning, Tennessee (863 of 1,381)	1994-97
13.	62.3	Aaron Murray, Georgia (921 of 1,478)	2010-13
14.	61.98	Jeff Francis, Tennessee (476 of 768)	1985-88
15.	61.95	Alan Risher, LSU (381 of 615)	1980-82
16.	61.89	André Woodson, Kentucky (791 of 1,278)	2004-07

17.	61.86	JaMarcus Russell, LSU (493 of 797)	2004-06
18.	61.6	Wayne Peace, Florida (610 of 991)	1980-83
	61.6	Heath Shuler, Tennessee (316 of 513)	1991-93
20.	61.5	Jeff Burger, Auburn (331 of 538)	1984-87

## PASSING EFFICIENCY

### CAREER: (Min. 300 comp.)

1.	170.8	Tim Tebow, Florida (661 of 995)	2006-09
2.	164.1	Johnny Manziel, Texas A&M (595 of 863)	2012-13
3.	163.6	Danny Wuerffel, Florida (708 of 1,170)	1993-96
4.	160.3	AJ McCarron, Alabama (460 of 690)	2010-13
5.	158.6	Aaron Murray, Georgia (921 of 1,478)	2010-13
6.	158.1	Ryan Mallett, Arkansas (491 of 814)	2009-10
7.	155.9	Connor Shaw, South Carolina (480 of 733)	2010-13
8.	155.4	Greg McElroy, Alabama (436 of 658)	2007-10
9.	148.2	Jason Campbell, Auburn (552 of 854)	2001-04
10.	147.1	Peyton Manning, Tennessee (863 of 1,381)	1994-97
11.	146.8	Rex Grossman, Florida (677 of 1,110)	2000-02
12.	144.0	Tyler Wilson, Arkansas (593 of 948)	2008-12
13.	142.9	David Greene, Georgia (849 of 1,440)	2001-04
14.	141.7	Tim Couch, Kentucky (795 of 1,184)	1996-98
15.	140.2	<b>Bo Wallace, Ole Miss (581 of 805)</b>	<b>2012-Present</b>
16.	139.9	André Woodson, Kentucky (791 of 1,278)	2004-07
17.	139.0	Casey Clausen, Tennessee (775 of 1,270)	2000-03
18.	137.7	Eli Manning, Ole Miss (829 of 1,363)	2000-03
19.	137.6	Shane Matthews, Florida (772 of 1,202)	1989-92
20.	137.1	Eric Zeier, Georgia (838 of 1,402)	1991-94
	137.1	Mike Bobo, Georgia (445 of 766)	1994-97

## YARDS GAINED

### GAME:

1.	544	Eric Zeier, Georgia vs. Southern Miss. (30 of 47)	1993
2.	528	Jared Lorenzen, Kentucky vs. Georgia (39 of 58)	2000
	528	Rohan Davey, LSU vs. Alabama (35 of 44)	2001
4.	523	Peyton Manning, Tennessee vs. Kentucky (25 of 35)	1997
5.	510	Tyler Wilson, Arkansas vs. Texas A&M (30 of 51)	2011
6.	499	Tim Couch, Kentucky vs. Arkansas (47 of 67)	1998
7.	498	Tim Couch, Kentucky vs. Louisville (29 of 39)	1998
8.	492	Peyton Manning, Tennessee vs. Florida (37 of 65)	1996
	492	Tim Couch, Kentucky vs. Vanderbilt (44 of 53)	1998
10.	485	Eric Zeier, Georgia vs. South Carolina (31 of 51)	1994
11.	484	Scott Hunter, Alabama vs. Auburn (30 of 55)	1969
12.	482	Tim Tebow, Florida vs. Cincinnati (31 of 35)	2010
13.	476	Tim Couch, Kentucky vs. Tennessee (35 of 50)	1997
14.	473	Steve Taneyhill, South Carolina vs. Mississippi State (38 of 44)	1995
15.	466	Derrick Tate, Mississippi State vs. Tulane (21 of 30)	1994
16.	464	Whit Taylor, Vanderbilt vs. Tennessee (29 of 53)	1981
	464	Rex Grossman, Florida vs. LSU (22 of 32)	2001
	464	Johnny Manziel, Texas A&M vs. Alabama (28 of 39)	2013
19.	462	Danny Wuerffel, Florida vs. Arkansas (23 of 39)	1996
20.	460	Doug Johnson, Florida vs. Vanderbilt (24 of 39)	1998

### SEASON:

1.	4,275	Tim Couch, Kentucky (400 of 553)	1998
2.	4,114	Johnny Manziel, Texas A&M (300 of 429)	2013
3.	3,896	Rex Grossman, Florida (259 of 395)	2001
4.	3,893	Aaron Murray, Georgia (249 of 386)	2012
5.	3,884	Tim Couch, Kentucky (363 of 547)	1997
6.	3,869	Ryan Mallett, Arkansas (266 of 411)	2010
7.	3,819	Peyton Manning, Tennessee (287 of 477)	1997
8.	3,709	André Woodson, Kentucky (327 of 518)	2007
9.	3,706	Johnny Manziel, Texas A&M (295 of 434)	2012
10.	3,687	Jared Lorenzen, Kentucky (321 of 559)	2000
11.	3,638	Tyler Wilson, Arkansas (277 of 438)	2011
12.	3,625	Danny Wuerffel, Florida (207 of 360)	1996
13.	3,624	Ryan Mallett, Arkansas (225 of 403)	2009
14.	3,600	Eli Manning, Ole Miss (275 of 441)	2003
15.	3,525	Eric Zeier, Georgia (269 of 425)	1993
16.	3,522	Erik Ainge, Tennessee (325 of 519)	2007
17.	3,515	André Woodson, Kentucky (264 of 419)	2006
18.	3,459	Matthew Stafford, Georgia (235 of 383)	2008
19.	3,402	Rex Grossman, Florida (287 of 503)	2002
20.	3,401	Eli Manning, Ole Miss (279 of 481)	2002

### CAREER:

1.	13,166	Aaron Murray, Georgia (921 of 1,478)	2010-13
2.	11,528	David Greene, Georgia (849 of 1,440)	2001-04
3.	11,213	Chris Leak, Florida (895 of 1,458)	2003-06
4.	11,201	Peyton Manning, Tennessee (863 of 1,381)	1994-97
5.	11,153	Eric Zeier, Georgia (838 of 1,402)	1991-94
6.	10,875	Danny Wuerffel, Florida (708 of 1,170)	1993-96
7.	10,354	Jared Lorenzen, Kentucky (862 of 1,514)	2000-03
8.	10,119	Eli Manning, Ole Miss (829 of 1,363)	2000-03
9.	9,707	Casey Clausen, Tennessee (774 of 1,269)	2000-03
10.	9,360	André Woodson, Kentucky (791 of 1,278)	2004-07
11.	9,287	Shane Matthews, Florida (722 of 1,202)	1989-92
12.	9,285	Tim Tebow, Florida (661 of 995)	2006-09
13.	9,164	Rex Grossman, Florida (677 of 1,110)	2000-02
14.	9,115	Tommy Hodson, LSU (674 of 1,163)	1986-89
15.	9,019	AJ McCarron, Alabama (686 of 1,026)	2010-13
16.	8,700	Erik Ainge, Tennessee (733 of 1,210)	2004-07
17.	8,697	Jay Culler, Vanderbilt (710 of 1,242)	2002-05
18.	8,555	Steve Taneyhill, South Carolina (727 of 1,209)	1992-95
19.	8,435	Tim Couch, Kentucky (795 of 1,184)	1996-98
20.	8,016	Stan White, Auburn (659 of 1,231)	1990-93



# RECORDS AND RESULTS



MISSISSIPPI STATE • MISSOURI • SOUTH CAROLINA • TENNESSEE • TEXAS A&M • VANDERBILT

## TOUCHDOWN PASSES

GAME	Player	Year
1.	7— Terry Dean, Florida vs. New Mexico State	1994
	7— Tim Couch, Kentucky vs. Indiana	1997
	7— Doug Johnson, Florida vs. Central Michigan	1997
	7— Tim Couch, Kentucky vs. Louisville	1998
	7— Erik Ainge, Tennessee vs. Kentucky	2007
6.	6— Terry Dean, Florida vs. SW Louisiana	1993
	6— Danny Wuerffel, Florida vs. Tennessee	1995
	6— Eric Kresser, Florida vs. Northern Illinois	1995
	6— Danny Wuerffel, Florida vs. Alabama	1996
	6— Tim Couch, Kentucky vs. Northeast Louisiana	1997
	6— Eli Manning, Ole Miss vs. Arkansas	2001
	6— Jared Lorenzen, Kentucky vs. Vanderbilt	2001
	6— Chris Leak, Florida vs. South Carolina	2004
	6— André Woodson, Kentucky vs. Tennessee	2007

SEASON:	Player	Year
1.	40— André Woodson, Kentucky	2007
2.	39— Danny Wuerffel, Florida	1996
3.	37— Tim Couch, Kentucky	1997
	37— Johnny Manziel, Texas A&M	2013
5.	36— Peyton Manning, Tennessee	1997
	36— Tim Couch, Kentucky	1998
	36— Aaron Murray, Georgia	2012
8.	35— Danny Wuerffel, Florida	1995
	35— Aaron Murray, Georgia	2011
10.	34— Rex Grossman, Florida	2001
11.	32— Tim Tebow, Florida	2007
	32— Ryan Mallett, Arkansas	2010
13.	31— Eli Manning, Ole Miss	2001
	31— André Woodson, Kentucky	2006
	31— Erik Ainge, Tennessee	2007
16.	30— Steve Taneyhill, South Carolina	1995
	30— Tim Tebow, Florida	2008
	30— Ryan Mallett, Arkansas	2009
	30— Cam Newton, Auburn	2010
	30— AJ McCarron, Alabama	2012

CAREER:	Player	Year
1.	121— Aaron Murray, Georgia	2010-13
2.	114— Danny Wuerffel, Florida	1993-96
3.	89— Peyton Manning, Tennessee	1994-97
4.	88— Chris Leak, Florida	2003-06
	88— Tim Tebow, Florida	2006-09
6.	81— Eli Manning, Ole Miss	2000-03
7.	79— André Woodson, Kentucky	2004-07
8.	78— Jared Lorenzen, Kentucky	2000-03
9.	77— Rex Grossman, Florida	2000-02
	77— AJ McCarron, Alabama	2010-13
11.	75— Casey Clausen, Tennessee	2000-03
12.	74— Shane Matthews, Florida	1989-92
	74— Tim Couch, Kentucky	1996-98
14.	72— David Greene, Georgia	2001-04
	72— Erik Ainge, Tennessee	2004-07
16.	69— Tommy Hodson, LSU	1986-89
17.	67— Eric Zeier, Georgia	1991-94
18.	63— Johnny Manziel, Texas A&M	2012-13
19.	62— Doug Johnson, Florida	1996-99
	62— Ryan Mallett, Arkansas	2009-10

## INTERCEPTIONS

GAME	Player	Year
1.	9— John Reaves, Florida vs. Auburn (66 atts.)	1969
2.	8— Zeke Bratkowski, Georgia vs. Georgia Tech (35 atts.)	1951
3.	7— Alex Bowden, Auburn vs. Alabama	1965
4.	6— Johnny Rauch, Georgia vs. Chattanooga	1948
	6— Max Stainbrook, Mississippi State vs. Cincinnati (16 atts.)	1949
	6— Allan Parks, Auburn vs. Georgia	1951
	6— Rick Norton, Kentucky vs. LSU	1965
	6— Bernie Scruggs, Kentucky vs. West Virginia	1969
	6— Jamie Howard, LSU vs. Auburn	1994
	6— Michael Henig, Mississippi State vs. LSU	2007

SEASON:	Player	Year
1.	29— Zeke Bratkowski, Georgia (248 atts.)	1951
	29— Kurt Page, Vanderbilt (493 atts.)	1983
3.	23— Zeke Bratkowski, Georgia (224 atts.)	1953
4.	21— Dave Bair, Kentucky (164 atts.)	1967
	21— Loran Carter, Auburn (248 atts.)	1968
	21— John Reaves, Florida (356 atts.)	1971
	21— Jared Lorenzen, Kentucky (559 atts.)	2000
	21— Kevin Fant, Mississippi State (351 atts.)	2003
9.	20— Johnny Cook, Georgia	1943
	20— John Fourcade, Ole Miss (286 atts.)	1980
	20— Randy Jenkins, Kentucky (187 atts.)	1982
	20— Jevan Snead, Ole Miss (351 atts.)	2009

CAREER:	Player	Year
1.	68— Zeke Bratkowski, Georgia (734 atts.)	1951-53
2.	59— John Reaves, Florida (1,128 atts.)	1969-71
3.	53— Randy Jenkins, Kentucky (716 atts.)	1979-83
4.	52— Stan White, Auburn (1,231 atts.)	1990-93
5.	47— Jamie Howard, LSU (722 atts.)	1992-95
	47— Loran Carter, Auburn (476 atts.)	1966-68
7.	46— Shane Matthews, Florida (1,202 atts.)	1989-92
8.	44— Rick Norton, Kentucky (598 atts.)	1963-65

44—	Kurt Page, Vanderbilt (936 atts.)	1981-84
44—	Stan White, Auburn (960 atts.)	1990-92

## CONSECUTIVE ATTEMPTS WITHOUT INTERCEPTION

1.	325— André Woodson, Kentucky	2006-07
2.	291— AJ McCarron, Alabama	2011-12
3.	214— David Greene, Georgia	2004
4.	203— Tim Tebow, Florida	2008
5.	200— Stewart Patridge, Ole Miss	1997
6.	190— Brodie Croyle, Alabama	2005
7.	184— Tyler Wilson, Arkansas	2011
8.	177— Connor Shaw, South Carolina	2012-13
9.	176— Eric Zeier, Georgia	1993-94
	176— David Greene, Georgia	2002-03
11.	170— Quincy Carter, Georgia	1999
12.	168— Eli Manning, Ole Miss	2001
13.	163— Steve Taneyhill, South Carolina	1995
14.	156— Ben Leard, Auburn	1998-99
15.	155— Jay Barker, Alabama	1993-94
16.	153— André Woodson, Kentucky	2004-05
17.	152— Jared Lorenzen, Kentucky	2002
18.	148— Tim Tebow, Florida	2009
19.	145— Josh Nelson, Ole Miss	1994
20.	143— Casey Clausen, Tennessee	2003

## RATIO OF ATTEMPTS/INTERCEPTIONS

SEASON: (Min. 100 atts.)	Player	Year
1.1:284.0—	Connor Shaw, South Carolina (1 in 284)	2013
2.1:183.0—	Maxwell Smith, Kentucky (1 in 183)	2013
3.1:157.0—	Ben Leard, Auburn (1 in 157)	1999
4.1:131.0—	Daryl Dickey, Tennessee (1 in 131)	1985
5.1:95.0—	Peyton Manning, Tennessee (4 in 380)	1995
6.1:74.8—	David Greene, Georgia (4 in 299)	2004
7.1:74.5—	Tim Tebow, Florida (4 in 298)	2008
8.1:73.0—	Tyler Wilson, Arkansas (6 in 438)	2011
9.1:71.5—	Eric Zeier, Georgia (4 in 286)	1991
10.1:65.4—	Jared Lorenzen, Kentucky (5 in 327)	2002

SEASON: (Min. 200 atts.)	Player	Year
1.1:284.0—	Connor Shaw, South Carolina (1 in 284)	2013
2.1:95.0—	Peyton Manning, Tennessee (4 in 380)	1995
3.1:81.3—	Greg McElroy, Alabama (4 in 325)	2009
4.1:74.8—	David Greene, Georgia (4 in 299)	2004
5.1:74.5—	Tim Tebow, Florida (4 in 298)	2008
6.1:73.0—	Tyler Wilson, Arkansas (6 in 438)	2011
7.1:71.5—	Eric Zeier, Georgia (4 in 286)	1991
8.1:65.6—	A.J. McCarron, Alabama (5 in 328)	2011
9.1:65.4—	Jared Lorenzen, Kentucky (5 in 327)	2002
10.1:63.3—	Quincy Carter, Georgia (6 in 380)	1999
	1:63.3— Chris Leak, Florida (6 in 374)	2005

SEASON: (Min. 300 atts.)	Player	Year
1.1:104.7—	AJ McCarron, Alabama (3 in 314)	2012
2.1:95.0—	Peyton Manning, Tennessee (4 in 380)	1995
3.1:81.3—	Greg McElroy, Alabama (4 in 325)	2009
4.1:73.0—	Tyler Wilson, Arkansas (6 in 438)	2011
5.1:65.6—	A.J. McCarron, Alabama (5 in 328)	2011
6.1:65.4—	Jared Lorenzen, Kentucky (5 in 327)	2002
7.1:63.3—	Quincy Carter, Georgia (6 in 380)	1999
	1:63.3— Chris Leak, Florida (6 in 374)	2005
9.1:62.0—	D.J. Shockley, Georgia (5 in 310)	2005
10.1:60.7—	Eric Zeier, Georgia (7 in 425)	1993

CAREER: (Min. 200 atts.)	Player	Year
1.1:86.3—	AJ McCarron, Alabama (8 of 690)	2010-13
2.1:62.2—	Tim Tebow, Florida (16 in 995)	2006-09
3.1:60.0—	Randy Campbell, Auburn (5 in 300)	1982-83
4.1:56.3—	Pat Trammell, Alabama (4 in 225)	1959-61

CAREER: (Min. 400 atts.)	Player	Year
1.1:86.3—	AJ McCarron, Alabama (8 of 690)	2010-13
2.1:62.2—	Tim Tebow, Florida (16 in 995)	2006-09
3.1:51.1—	André Woodson, Kentucky (25 in 1,278)	2004-07
4.1:49.2—	D.J. Shockley, Georgia (9 in 443)	2002-05
5.1:46.4—	Stewart Patridge, Ole Miss (11 in 510)	1994-97
6.1:45.8—	Connor Shaw, South Carolina (16 in 733)	2010-13
7.1:45.0—	David Greene, Georgia (32 in 1,440)	2001-04
8.1:43.9—	Zach Mettenberger, LSU (15 in 659)	2011-13
9.1:43.6—	Greg McElroy, Alabama (10 in 436)	2007-10
10.1:42.8—	Ryan Mallett, Arkansas (19 in 814)	2009-10

CAREER: (Min. 600 atts.)	Player	Year
1.1:86.3—	AJ McCarron, Alabama (8 of 690)	2010-13
2.1:62.2—	Tim Tebow, Florida (16 in 995)	2006-09
3.1:51.1—	André Woodson, Kentucky (25 in 1,278)	2004-07
4.1:48.2—	Johnny Manziel, Texas A&M (22 of 863)	2012-13
5.1:45.0—	David Greene, Georgia (32 in 1,440)	2001-04
6.1:42.8—	Ryan Mallett, Arkansas (19 in 814)	2009-10
7.1:41.8—	Peyton Manning, Tennessee (33 in 1,381)	1994-97
8.1:41.0—	Patrick Nix, Auburn (16 in 656)	1992-95
9.1:40.9—	Casey Clausen, Tennessee (31 in 1,270)	2000-03
10.1:38.9—	Eli Manning, Ole Miss (35 in 1,363)	2000-03

## LONGEST TOUCHDOWN PASSES

1.	99—	Cris Collinsworth to Derrick Gaffney, Florida vs. Rice	1977
	99—	Dondrial Pinkins to Troy Williamson, South Carolina vs. Virginia	2003
3.	98—	Dondrial Pinkins to Matthew Thomas, South Carolina vs. Ole Miss	2003



# RECORDS AND RESULTS

ALABAMA • ARKANSAS • AUBURN • FLORIDA • GEORGIA • KENTUCKY • LSU • OLE MISS

98—	Aaron Murray to Reggie Davis, Georgia vs. North Texas	2013	
5.	97—	Tim Couch to Craig Yeast, Kentucky vs. Florida	1998
6.	96—	Eric Kresser to Jacques Green, Florida vs. Northern Illinois	1995
6.	96—	Kerwin Bell to Ricky Nattiel, Florida vs. Georgia	1984
8.	95—	Johnny Manziel to Mike Evans, Texas A&M vs. Alabama	2013
9.	94—	Freddie Kitchens to Michael Vaughn, Alabama vs. Florida	1996
94—	Cam Newton to Emory Blake, Auburn vs. ULM	2010	
94—	Dylan Thompson to Damiere Byrd, South Carolina vs. UAB	2012	

## RECEPTIONS CATCHES

### GAME:

1.	19—	Josh Reed, LSU vs. Alabama (293 yards)	2001
2.	17—	Willie Goshua, Auburn vs. Arkansas (222 yards)	1995
17—	Keith Edwards, Vanderbilt vs. Georgia (141 yards)	1983	
4.	16—	Craig Yeast, Kentucky vs. Vanderbilt (269 yards)	1998
16—	Earl Bennett, Vanderbilt vs. South Carolina (204 yards)	2005	
6.	15—	Eric Moulds, Mississippi State vs. Tennessee (183 yards)	1995
15—	Bob Goodridge, Vanderbilt vs. Navy (201 yards)	1967	
15—	Carlos Alvarez, Florida vs. Miami (237 yards)	1969	
15—	Keith Edwards, Vanderbilt vs. Kentucky (147 yards)	1984	
15—	Shannon Mitchell, Georgia vs. Florida (140 yards)	1993	
11.	14—	David Smith, Mississippi State vs. Ole Miss (194 yards)	1969
14—	Wendell Davis, LSU vs. Ole Miss (208 yards)	1986	
14—	Zola Davis, South Carolina vs. Vanderbilt (206 yards)	1998	
14—	Earl Bennett, Vanderbilt vs. Tennessee (167 yards)	2005	
14—	Kenny McKinley, South Carolina vs. Tennessee (151 yards)	2007	
14—	Tori Gurley, South Carolina vs. Vanderbilt (112 yards)	2010	
17.	13—	Joey Kent, Tennessee vs. Arkansas (161 yards)	1995
13—	Barney Poole, Ole Miss vs. Chattanooga (95 yards)	1969	
13—	Floyd Franks, Ole Miss vs. Alabama (191 yards)	1969	
13—	Brad Gaines, Vanderbilt vs. Georgia (168 yards)	1989	
13—	Brad Gaines, Vanderbilt vs. Memphis State (120 yards)	1989	
13—	Carl Pickens, Tennessee vs. Notre Dame (163 yards)	1990	
13—	Travis McGriff, Florida vs. South Carolina (222 yards)	1998	
13—	Jerel Myers, LSU vs. Auburn (153 yards)	1999	
13—	Michael Johnson, Georgia vs. Auburn (141 yards)	2002	
13—	Earl Bennett, Vanderbilt vs. Kentucky (99 yards)	2005	
13—	Earl Bennett, Vanderbilt vs. Florida (157 yards)	2006	
13—	Earl Bennett, Vanderbilt vs. Richmond (223 yards)	2007	
13—	DJ Hall, Alabama vs. Tennessee (185 yards)	2007	
13—	Andre Caldwell, Florida vs. Florida Atlantic (164 yards)	2007	
13—	Percy Harvin, Florida vs. Ole Miss (186 yards)	2008	
13—	Randall Cobb, Kentucky vs. Tennessee (116 yards)	2010	
13—	Matt Roark, Kentucky vs. Mississippi State (116 yards)	2011	
13—	Jarius Wright, Arkansas vs. Texas A&M (281 yards)	2011	
13—	Jordan Matthews, Vanderbilt vs. Tennessee (133 yards)	2013	

### SEASON:

1.	112—	Jordan Matthews, Vanderbilt (1,477 yards)	2013
2.	97—	Keith Edwards, Vanderbilt (909 yards)	1983
3.	94—	Josh Reed, LSU (1,740 yards)	2001
94—	Jordan Matthews, Vanderbilt (1,323 yards)	2012	
5.	90—	James Whalen, Kentucky (1,019 yards)	1999
90—	Cobi Hamilton, Arkansas (1,335 yards)	2012	
7.	88—	Carlos Alvarez, Florida (1,329 yards)	1969
88—	Chad Jackson, Florida (900 yards)	2005	
88—	Alshon Jeffery, South Carolina (1,517 yards)	2010	
85—	Craig Yeast, Kentucky (1,311 yards)	1998	
10.	84—	Randall Cobb, Kentucky (1,107 yards)	2010
11.	84—	Mike Evans, Texas A&M (1,105 yards)	2012
12.	82—	Earl Bennett, Vanderbilt (1,146 yards)	2006
13.	82—	Wendell Davis, LSU (1,244 yards)	1986
14.	80—	Bob Goodridge, Vanderbilt (1,114 yards)	1967
15.	79—	Earl Bennett, Vanderbilt (876 yards)	2005
79—	Earl Bennett, Vanderbilt (876 yards)	2005	
17.	78—	Boo Mitchell, Vanderbilt (1,213 yards)	1988
78—	Anthony White, Kentucky (582 yards)	1998	
78—	Michael Clayton, LSU (1,079 yards)	2003	
78—	Julio Jones, Alabama (1,133 yards)	2010	

### CAREER:

1.	262—	Jordan Matthews, Vanderbilt (3,759 yards)	2010-13
2.	236—	Earl Bennett, Vanderbilt (2,852 yards)	2005-07
3.	208—	Craig Yeast, Kentucky (2,899 yards)	1995-98
4.	207—	Kenny McKinley, South Carolina (2,781 yards)	2005-08
5.	204—	Terrence Edwards, Georgia (3,093 yards)	1999-02
6.	200—	Keith Edwards, Vanderbilt (1,757 yards)	1980-82, 84
7.	198—	Chris Collins, Ole Miss (2,621 yards)	2000-03
8.	197—	Derek Abney, Kentucky (2,339 yards)	2000-03
9.	194—	Anthony White, Kentucky (1,519 yards)	1996-99
194—	DJ Hall, Alabama (2,923 yards)	2004-07	
11.	189—	Keenan Burton, Kentucky (2,376 yards)	2003-07
12.	188—	Boo Mitchell, Vanderbilt (2,964 yards)	1985-88
13.	185—	Andre Caldwell, Florida (2,349 yards)	2004-07
14.	183—	Wendell Davis, LSU (2,708 yards)	1984-87
183—	Joey Kent, Tennessee (2,814 yards)	1993-96	
183—	Alshon Jeffery, South Carolina (3,042 yards)	2009-11	
17.	182—	Brice Hunter, Georgia (2,373 yards)	1992-95
182—	Dan Stricker, Vanderbilt (2,880 yards)	1999-02	
182—	Michael Clayton, LSU (2,582 yards)	2001-03	
20.	179—	Julio Jones, Alabama (2,653 yards)	2008-11

## YARDS GAINED

### GAME:

1.	303—	Cobi Hamilton, Arkansas vs. Rutgers (10 catches)	2012
----	------	--	------

2.	293—	Josh Reed, LSU vs. Alabama (19 catches)	2001
3.	287—	Mike Evans, Texas A&M vs. Auburn (11 catches)	2013
4.	281—	Jarius Wright, Arkansas vs. Texas A&M (13 catches)	2011
5.	279—	Mike Evans, Texas A&M vs. Alabama (7 catches)	2013
6.	269—	Craig Yeast, Kentucky vs. Vanderbilt (16 catches)	1998
7.	263—	Alexander Wright, Auburn vs. Pacific (5 catches)	1989
8.	256—	Kelley Washington, Tennessee vs. LSU (11 catches)	2001
9.	249—	Ronney Daniels, Auburn vs. Georgia (9 catches)	1999
10.	248—	Todd Kinchen, LSU vs. Mississippi State (9 catches)	1991
11.	246—	Taylor Jacobs, Florida vs. UAB (8 catches)	2002
12.	237—	Carlos Alvarez, Florida vs. Miami (15 catches)	1969
13.	228—	Danarius Moore, Tennessee vs. South Carolina	2010
14.	225—	Johnny Mills, Tennessee vs. Kentucky (7 catches)	1966
15.	223—	Earl Bennett, Vanderbilt vs. Richmond (13 catches)	2007
16.	222—	Willie Goshua, Auburn vs. Arkansas (17 catches)	1995
222—	Clarence Seavian, Vanderbilt vs. Tennessee (6 catches)	1992	
222—	Travis McGriff, Florida vs. South Carolina (13 catches)	1998	
19.	221—	Julio Jones, Alabama (12 catches)	2010
20.	220—	Earl Bennett, Vanderbilt vs. Kentucky (11 catches)	2006
220—	Jameon Lewis, Mississippi State vs. Rice (9 catches)	2013	

### SEASON:

1.	1,740—	Josh Reed, LSU (94 catches)	2001
2.	1,517—	Alshon Jeffery, South Carolina (88 catches)	2010
3.	1,477—	Jordan Matthews, Vanderbilt (112 catches)	2013
4.	1,394—	Mike Evans, Texas A&M (69 catches)	2013
5.	1,357—	Travis McGriff, Florida (70 catches)	1998
6.	1,335—	Cobi Hamilton, Arkansas (90 catches)	2012
7.	1,329—	Carlos Alvarez, Florida (88 catches)	1969
8.	1,323—	Jordan Matthews, Vanderbilt (94 catches)	2013
9.	1,311—	Craig Yeast, Kentucky (85 catches)	1998
10.	1,298—	Robert Meachem, Tennessee (71 catches)	2006
11.	1,293—	Reidel Anthony, Florida (72 catches)	1996
12.	1,244—	Wendell Davis, LSU (80 catches)	1986
13.	1,213—	Boo Mitchell, Vanderbilt (78 catches)	1988
14.	1,193—	Jarvis Landry, LSU (77 catches)	2013
15.	1,191—	Jabar Gaffney, Florida (67 catches)	2001
16.	1,184—	Jabar Gaffney, Florida (71 catches)	2000
17.	1,170—	Marcus Nash, Tennessee (76 catches)	1997
18.	1,156—	Darrell Jackson, Florida (67 catches)	1999
19.	1,152—	Odell Beckham, Jr., LSU (59 catches)	2013
20.	1,146—	Earl Bennett, Vanderbilt (82 catches)	2006

### CAREER:

1.	3,759—	Jordan Matthews, Vanderbilt (262 catches)	2010-13
2.	3,093—	Terrence Edwards, Georgia (204 catches)	1999-02
3.	3,042—	Alshon Jeffery, South Carolina (183 catches)	2009-11
4.	3,001—	Josh Reed, LSU (167 catches)	1999-01
5.	2,964—	Boo Mitchell, Vanderbilt (188 catches)	1985-88
6.	2,934—	Jarius Wright, Arkansas (168 catches)	2008-11
7.	2,923—	DJ Hall, Alabama (194 catches)	2004-07
8.	2,899—	Craig Yeast, Kentucky (208 catches)	1995-98
9.	2,884—	Fred Gibson, Georgia (161 catches)	2001-04
10.	2,880—	Dan Stricker, Vanderbilt (182 catches)	1999-02
11.	2,879—	Anthony Lucas, Arkansas (137 catches)	1995-99
12.	2,854—	Cobi Hamilton, Arkansas (175 catches)	2008-12
13.	2,852—	Earl Bennett, Vanderbilt (236 catches)	2005-07
14.	2,814—	Joey Kent, Tennessee (183 catches)	1993-96
15.	2,781—	Kenny McKinley, South Carolina (207 catches)	2005-08
16.	2,708—	Wendell Davis, LSU (183 catches)	1984-87
17.	2,653—	Julio Jones, Alabama (179 catches)	2008-10
18.	2,646—	Shay Hodge, Ole Miss (173 catches)	2006-09
19.	2,625—	Eric Martin, LSU (152 catches)	1981-84
20.	2,621—	Chris Collins, Ole Miss (198 catches)	2000-03

## YARDS PER GAME

### SEASON:

1.	145.0—	Josh Reed, LSU (1,740 in 12 games)	2001
2.	132.9—	Carlos Alvarez, Florida (1,329 in 10 games)	1969
3.	123.4—	Travis McGriff, Florida (1,357 in 11 games)	1998
4.	119.2—	Craig Yeast, Kentucky (1,311 in 11 games)	1998
5.	113.6—	Jordan Matthews, Vanderbilt (1,477 in 13 games)	2013
6.	113.1—	Wendell Davis, LSU (1,244 in 11 games)	1986
7.	111.4—	Bob Goodridge, Vanderbilt (1,114 in 10 games)	1967
8.	111.3—	Cobi Hamilton, Arkansas (1,335 in 12 games)	2012
9.	110.3—	Boo Mitchell, Vanderbilt (1,213 in 11 games)	1988
10.	108.4—	Alshon Jeffery, South Carolina (1,517 in 14 games)	2010
11.	108.3—	Jabar Gaffney, Florida (1,191 in 11 games)	2001
12.	107.8—	Reidel Anthony, Florida (1,293 in 12 games)	1996
13.	107.2—	Mike Evans, Texas A&M (1,394 in 13 games)	2013
14.	105.1—	Terry Beasley, Auburn (1,051 in 10 games)	1970
15.	102.5—	Josh Reed, LSU (1,127 in 11 games)	2000
16.	101.8—	Jordan Matthews, Vanderbilt (1,323 in 13 games)	2012
17.	100.4—	Anthony Lucas, Arkansas (1,004 in 10 games)	1998
18.	99.8—	Robert Meachem, Tennessee (1,298 in 13 games)	2006
19.	98.7—	Jabar Gaffney, Florida (1,184 in 12 games)	2000
20.	98.2—	Joey Kent, Tennessee (1,080 in 11 games)	1996

### CAREER:

1.	103.3—	Jabar Gaffney, Florida (2,375 in 23 games)	2000-01
2.	96.8—	Josh Reed, LSU (3,001 in 31 games)	1999-01
3.	96.0—	Mike Evans, Texas A&M (2,495 in 26 games)	2012-13
4.	85.8—	Kelley Washington, Tennessee (1,453 in 17 games)	2001-02
5.	83.9—	Terry Beasley, Auburn (2,507 in 30 games)	1969-71
6.	82.6—	Carlos Alvarez, Florida (2,563 in 31 games)	1969-71
7.	81.5—	Earl Bennett, Vanderbilt (2,852 in 35 games)	2005-07
8.	76.1—	Alshon Jeffery, South Carolina (3,042 in 40 games)	2009-11
9.	75.3—	Dan Stricker, Vanderbilt (2,260 in 30 games)	1999-02

# RECORDS AND RESULTS



MISSISSIPPI STATE • MISSOURI • SOUTH CAROLINA • TENNESSEE • TEXAS A&M • VANDERBILT

10. 74.8— David Smith, Mississippi State (2,168 in 29 games) ..... 1968-70

## YARDS PER CATCH

**GAME: (Min. 5 catches)**

1.	52.6—	Alexander Wright, Auburn vs. Pacific (5 for 263) .....	1989
2.	42.0—	Troy Williamson, South Carolina vs. South Florida (5 for 210).....	2004
3.	40.2—	Carlos Carson, LSU vs. Rice (5 for 201) .....	1977
3.	40.2—	Devery Henderson, LSU vs. Kentucky (5 for 201) .....	2002
5.	40.0—	Pat Coleman, Ole Miss vs. Arkansas State (5 for 200).....	1989
6.	39.9—	Mike Evans, Texas A&M vs. Alabama (7 for 279) .....	2013
7.	38.0—	Marcus Robinson, South Carolina vs. Mississippi State (5 for 190).....	1996
7.	38.0—	Denarius Moore, Tennessee vs. South Carolina .....	2010
9.	37.0—	Clarence Seavillan, Vanderbilt vs. Tennessee (6 for 222) .....	1992
10.	36.8—	Hines Ward, Georgia vs. Mississippi State (5 for 184) .....	1996

**GAME: (Min. 10 catches)**

1.	30.3—	Cobi Hamilton, Arkansas vs. Rutgers (10 for 303) .....	2012
2.	29.3—	Bucky Curtis, Vanderbilt (27 for 791) .....	1950
3.	26.1—	Mike Evans, Texas A&M vs. Auburn (11 for 287) .....	2013
4.	25.0—	Danny Knight, Mississippi State (37 for 924) .....	1982
5.	24.9—	Freddy Weygand, Auburn (32 for 796) .....	1984
6.	24.3—	Tony Burks, Mississippi State (35 for 850) .....	2006
7.	23.5—	Larry Seiple, Kentucky (27 for 635) .....	1966
8.	23.3—	Kelley Washington, Tennessee vs. LSU (11 for 256) .....	2001
8.	23.3—	Anthony Lucas, Arkansas (43 for 1,004) .....	1998
10.	22.6—	Tavarres King, Georgia (42 for 950) .....	2012

**SEASON: (Min. 25 catches)**

1.	29.3—	Bucky Curtis, Vanderbilt (27 for 791) .....	1950
2.	25.0—	Danny Knight, Mississippi State (37 for 924) .....	1982
3.	24.9—	Freddy Weygand, Auburn (32 for 796) .....	1984
4.	24.3—	Tony Burks, Mississippi State (35 for 850) .....	2006
5.	23.5—	Larry Seiple, Kentucky (27 for 635) .....	1966
6.	23.3—	Anthony Lucas, Arkansas (43 for 1,004) .....	1998
7.	22.6—	Tavarres King, Georgia (42 for 950) .....	2012
8.	22.3—	Ozzie Newsome, Alabama (36 for 804) .....	1977
8.	22.3—	Andy Hamilton, LSU (39 for 870) .....	1970
10.	22.2—	Anthony Lucas, Arkansas (37 for 822) .....	1999

**SEASON: (Min. 50 catches)**

1.	20.5—	Eric Martin, LSU (52 for 1,064) .....	1983
2.	20.2—	Terry Beasley, Auburn (52 for 1,051) .....	1970
2.	20.2—	Mike Evans, Texas A&M (69 for 1,394) .....	2013
4.	19.5—	Odell Beckham, Jr., LSU (59 of 1,152) .....	2013
5.	19.4—	Travis McGriff, Florida (70 for 1,357) .....	1998
6.	19.2—	Marcus Monk, Arkansas (50 for 962) .....	2006
7.	19.1—	Ronney Daniels, Auburn (56 for 1,068) .....	1999
8.	18.6—	Jack Jackson, Florida (51 for 949) .....	1993
9.	18.5—	Josh Reed, LSU (94 for 1,740) .....	2001
10.	18.3—	Robert Meachem, Tennessee (71 for 1,298) .....	2006

**SEASON: (Min. 75 catches)**

1.	18.5—	Josh Reed, LSU (94 for 1,740) .....	2001
2.	17.2—	Alshon Jeffery, South Carolina (88 for 1,517) .....	2010
3.	15.6—	Wendell Davis, LSU (80 for 1,244) .....	1986
3.	15.6—	Boo Mitchell, Vanderbilt (78 for 1,213) .....	1988
5.	15.4—	Craig Yeast, Kentucky (85 for 1,311) .....	1998
5.	15.4—	Marcus Nash, Tennessee (76 for 1,170 yards) .....	1997
7.	15.3—	Joey Kent, Tennessee (69 for 1,055) .....	1995
8.	15.1—	Carlos Alvarez, Florida (88 for 1,329) .....	1969
9.	14.5—	Julio Jones, Alabama (78 for 1,133) .....	2010
10.	14.1—	Bob Goodridge, Vanderbilt (79 for 1,114) .....	1967

**CAREER: (Min. 50 catches)**

1.	24.5—	Bucky Curtis, Vanderbilt (61 for 1,496) .....	1947-50
2.	23.6—	Alexander Wright, Auburn (56 for 1,320) .....	1986-89
3.	22.7—	Wayne Wheeler, Alabama (55 for 1,246) .....	1971-73
4.	21.9—	Danny Knight, Mississippi State (81 for 1,773) .....	1980-83
5.	21.3—	Wes Chandler, Florida (92 for 1,963) .....	1974-77
5.	21.3—	Byron Franklin, Auburn (74 for 1,573) .....	1977-80

**CAREER: (Min. 100 catches)**

1.	21.0—	Anthony Lucas, Arkansas (137 for 2,879) .....	1995-99
2.	20.3—	Ozzie Newsome, Alabama (102 for 2,070) .....	1974-77
3.	20.1—	Willie Green, Ole Miss (113 for 2,274) .....	1986-89
4.	20.0—	Andy Hamilton, LSU (100 for 1,995) .....	1969-71
5.	19.3—	Jacquez Green, Florida (113 for 2,181) .....	1995-97
6.	19.1—	Mardy McDole, Mississippi State (116 for 2,214) .....	1977-80
7.	19.1—	Tavarres King, Georgia (126 for 2,602) .....	2008-12
8.	18.8—	Joey Kent, Tennessee (150 for 2,814) .....	1994-96
9.	18.0—	Reidel Anthony, Florida (126 for 2,274) .....	1994-96
10.	17.9—	Josh Reed, LSU (167 for 3,001) .....	1999-01
10.	17.9—	Fred Gibson, Georgia (161 for 2,884) .....	2001-04
17.9—	Denarius Moore, Tennessee (112 for 2,004) .....	2007-10	

## TOUCHDOWN CATCHES

**GAME:**

1.	5—	Carlos Carson, LSU vs. Rice .....	1977
5—	Earl Bennett, Vanderbilt vs. Kentucky .....	2005	
5—	Sidney Rice, South Carolina vs. Florida Atlantic .....	2006	
4.	4—	Ike Hilliard, Florida vs. Tennessee .....	1995
4—	Al Bruno, Kentucky vs. North Dakota .....	1950	
4—	Buck Martin, Georgia Tech vs. Auburn .....	1951	
4—	Allama Matthews, Vanderbilt vs. Virginia Tech .....	1982	
4—	Alexander Wright, Auburn vs. Pacific .....	1989	
4—	Tony Moss, LSU vs. Ohio .....	1989	
4—	Jack Jackson, Florida vs. New Mexico State .....	1994	
4—	Craig Yeast, Kentucky vs. Indiana .....	1997	

4—	James Whalen, Kentucky vs. Georgia .....	1999
4—	Mike Evans, Texas A&M vs. Auburn .....	2013
4—	Dorial Green-Beckham, Missouri vs. Kentucky .....	2013

**SEASON:**

1.	18—	Reidel Anthony, Florida (12 games) .....	1996
17—	Chris Doering, Florida (12 games) .....	1995	
3.	15—	Ike Hilliard, Florida (11 games) .....	1995
15—	Jack Jackson, Florida (12 games) .....	1994	
14—	Allama Matthews, Vanderbilt (11 games) .....	1982	
14—	Craig Yeast, Kentucky (11 games) .....	1998	
14—	Jabar Gaffney, Florida (12 games) .....	2000	
8.	13—	Jabar Gaffney, Florida (11 games) .....	2001
13—	Sidney Rice, South Carolina (11 games) .....	2005	
13—	Steve Johnson, Kentucky (13 games) .....	2007	
11.	12—	Carlos Alvarez, Florida (10 games) .....	1969
12—	Terry Beasley, Auburn (10 games) .....	1971	
12—	Carl Parker, Vanderbilt (11 games) .....	1987	
12—	Cedrick Wilson, Tennessee (11 games) .....	2000	
12—	Dwayne Bowe, LSU (13 games) .....	2006	
12—	Keenan Burton, Kentucky (13 games) .....	2006	
12—	Jarius Wright, Arkansas (12 games) .....	2011	
12—	Mike Evans, Texas A&M (13 games) .....	2013	
12—	Dorial Green-Beckham, Missouri (14 games) .....	2013	
20.	11—	Terry Beasley, Auburn (10 games) .....	1970
11—	Wendell Davis, LSU (11 games) .....	1986	
11—	Cory Fleming, Tennessee (11 games) .....	1993	
11—	Jack Jackson, Florida (12 games) .....	1993	
11—	Robert Meachem, Tennessee (13 games) .....	2006	
11—	Terrence Edwards, Georgia (14 games) .....	2002	
11—	Devery Henderson, LSU (14 games) .....	2003	
11—	Marcus Monk, Arkansas (14 games) .....	2006	
11—	Brandon Lafell, LSU (13 games) .....	2009	
11—	Amari Cooper, Alabama (14 games) .....	2012	

**CAREER:**

1.	31—	Chris Doering, Florida (40 games) .....	1992-95
2.	30—	Terrence Edwards, Georgia (45 games) .....	1999-02
3.	29—	Ike Hilliard, Florida (32 games) .....	1994-96
29—	Terry Beasley, Auburn (30 games) .....	1969-71	
29—	Jack Jackson, Florida (38 games) .....	1992-94	
6.	28—	Craig Yeast, Kentucky (43 games) .....	1995-98
7.	27—	Jabar Gaffney, Florida (23 games) .....	2000-01
27—	Marcus Monk, Arkansas (43 games) .....	2004-07	
9.	26—	Reidel Anthony, Florida (33 games) .....	1994-96
26—	Dwayne Bowe, LSU (42 games) .....	2003-06	
11.	25—	Joey Kent, Tennessee (44 games) .....	1993-96
25—	Keenan Burton, Kentucky (46 games) .....	2003-07	
25—	Brandon Lafell, LSU (50 games) .....	2006-09	
14.	24—	Willie Jackson, Florida (37 games) .....	1990-93
24—	Cedrick Wilson, Tennessee (46 games) .....	1997-00	
24—	Chris Collins, Ole Miss (48 games) .....	2000-03	
24—	Marcus Monk, Arkansas (36 games) .....	2004-06	
24—	Jarius Wright, Arkansas (50 games) .....	2008-11	
24—	Jordan Matthews, Vanderbilt (51 games) .....	2010-13	
20.	23—	Anthony Lucas, Arkansas (42 games) .....	1995-99
23—	Jacquez Green, Florida (34 games) .....	1995-97	
23—	Sidney Rice, South Carolina (24 games) .....	2005-06	
23—	A.J. Green, Georgia (32 games) .....	2008-10	
23—	Alshon Jeffery, South Carolina (40 games) .....	2009-11	

## SCORING

### MOST POINTS

**GAME:**

1.	42—	Showboat Boykin, Ole Miss vs. Mississippi State (7 TDs) .....	1951
2.	36—	Madre Hill, Arkansas vs. South Carolina (6 TDs) .....	1995
36—	Carnell Williams, Auburn vs. Mississippi State (6 TDs) .....	2003	
36—	Trey Burton, Florida vs. Kentucky (6 TDs) .....	2010	
5.	30—	Bob Davis, Kentucky vs. Maryville (5 TDs) .....	1936
30—	Bob Davis, Kentucky vs. Washington & Lee (5 TDs) .....	1937	
30—	Carlos Carson, LSU vs. Rice (5 TDs) .....	1977	
30—	Frank Mordica, Vanderbilt vs. Air Force (5 TDs) .....	1978	
30—	Joe Cribbs, Auburn vs. Vanderbilt (5 TDs) .....	1978	
30—	Robert Edwards, Georgia vs. South Carolina (5 TDs) .....	1995	
30—	Kevin Faulk, LSU vs. Kentucky (5 TDs) .....	1997	
30—	Shaun Alexander, Alabama vs. Brigham Young (5 TDs) .....	1998	
30—	Earl Bennett, Vanderbilt vs. Kentucky (5 TDs) .....	2005	
30—	Sidney Rice, South Carolina vs. Florida Atlantic (5 TDs) .....	2006	
30—	Tim Tebow, Florida vs. South Carolina (5 TDs) .....	2007	
30—	Washaun Ealey, Georgia vs. Kentucky (5 TDs) .....	2010	

**SEASON:**

1.	150—	Tre Mason, Auburn (25 TDs) .....	2013
2.	147—	Colt David, LSU (1 TD, 26 FGs, 63 PATs) .....	2007
3.	144—	Trent Richardson, Alabama (24 TDs) .....	2011
144—	Shaun Alexander, Alabama (24 TDs) .....	1999	
5.	138—	Tim Tebow, Florida (23 TDs) .....	2007
6.	132—	Leigh Tiffin, Alabama (30 FG, 136 PATs) .....	2009
7.	131—	Billy Bennett, Georgia (31 FGs, 38 PATs) .....	2003
8.	130—	Billy Bennett, Georgia (26 FGs, 52 PATs) .....	2002
9.	126—	Garrison Hearst, Georgia (21 TDs) .....	1992
126—	Cam Newton, Auburn (21 TDs) .....	2010	
126—	Johnny Manziel, Texas A&M (21 TDs) .....	2012	
12.	124—	Jonathan Nichols, Ole Miss (25 FGs, 49 PATs) .....	2003
13.	123—	Wes Byrum, Auburn (17 FGs, 72 PATs) .....	2010
14.	120—	Jackie Parker, Mississippi State (16 TDs, 24 PATs) .....	1952





# RECORDS AND RESULTS

ALABAMA • ARKANSAS • AUBURN • FLORIDA • GEORGIA • KENTUCKY • LSU • OLE MISS

120—	Herschel Walker, Georgia (20 TDs)	1981
120—	Reggie Cobb, Tennessee (20 TDs)	1987
120—	Mark Ingram, Alabama (20 TDs)	2009
120—	Andrew Baggett, Missouri (18 FG, 66 PAT)	2013
118—	Zach Hocker, Arkansas (21 FGs, 55 PATs)	2011
115—	Daniel Lincoln, Tennessee (21 FGs, 52 PATs)	2007
115—	Jeremy Shelly, Alabama (21 FGs, 52 PATs)	2011

### CAREER:

1.	412—	Blair Walsh, Georgia (184 PATs, 76 FGs, 53 games)	2008-11
2.	409—	Billy Bennett, Georgia (148 PAT, 87 FGs, 50 games)	2000-03
3.	385—	Leigh Tiffin, Alabama (83 FGs, 136 PATs)	2006-09
4.	371—	Jeff Hall, Tennessee (188 PAT, 61 FGs, 46 games)	1995-98
5.	369—	Colt David, LSU (201 PATs, 54 FGs, 1 TD, 52 games)	2005-08
6.	368—	Jeff Chandler, Florida (67 FGs, 167 PATs, 46 games)	1997-01
7.	363—	Wes Byrum, Auburn (60 FGs, 183 PATs, 51 games)	2007-10
8.	354—	Zach Hocker, Arkansas (61 FGs, 171 PATs, 50 games)	2010-13
9.	353—	Kevin Butler, Georgia (122 PAT, 77 FGs, 44 games)	1981-84
10.	345—	Philip Doyle, Alabama (105 PAT, 78 FGs, 1 TD, 43 games)	1987-90
11.	344—	Jonathan Nichols, Ole Miss (63 FGs, 155 PATs, 48 games)	2001-04
12.	342—	Tim Tebow, Florida (57 TDs, 55 games)	2006-09
13.	326—	Michael Proctor, Alabama (131 PAT, 65 FGs, 47 games)	1992-95
14.	325—	James Wilhoit, Tennessee (148 PAT, 59 FGs, 50 games)	2003-06
15.	318—	Kevin Faulk, LSU (53 TDs, 41 games)	1995-98
16.	317—	John Becksvoort, Tennessee (161 PAT, 52 FGs, 41 games)	1991-94
17.	314—	Herschel Walker, Georgia (52 TDs, 1 two-point, 33 games)	1980-82
314—	Fuad Reveiz, Tennessee (101 PAT, 71 FGs, 44 games)	1981-84	
312—	John Vaughn, Auburn (50 FGs, 162 PATs, 48 games)	2003-06	
312—	Van Tiffin, Alabama (59 FGs, 135 PATs, 44 games)	1983-86	

### MOST TOUCHDOWNS

#### GAME:

1.	*7—	Showboat Boykin, Ole Miss vs. Mississippi State (NCAA record)	1951
2.	6—	Madre Hill, Arkansas vs. South Carolina	1995
	6—	Carnell Williams, Auburn vs. Mississippi State	2003
	6—	Trey Burton, Florida vs. Kentucky	2010
5.	5—	Robert Edwards, Georgia vs. South Carolina	1995
	5—	Bob Davis, Kentucky vs. Maryville	1936
	5—	Bob Davis, Kentucky vs. Washington & Lee	1937
	5—	Carlos Carson, LSU vs. Rice	1977
	5—	Frank Mordica, Vanderbilt vs. Air Force	1978
	5—	Joe Cribbs, Auburn vs. Vanderbilt	1978
	5—	Kevin Faulk, LSU vs. Kentucky	1997
	5—	Shaun Alexander, Alabama vs. Brigham Young	1998
	5—	Sidney Rice, South Carolina vs. Florida Atlantic	2006
	5—	Tim Tebow, Florida vs. South Carolina	2007
	5—	Washaun Ealy, Georgia vs. Kentucky	2010

#### SEASON:

1.	25—	Tre Mason, Auburn	2013
2.	24—	Shaun Alexander, Alabama	1999
	24—	Trent Richardson, Alabama	2011
4.	23—	Tim Tebow, Florida	2007
5.	21—	Garrison Hearst, Georgia	1992
	21—	Cam Newton, Auburn	2010
	21—	Johnny Manziel, Texas A&M	2012
8.	20—	Herschel Walker, Georgia	1981
	20—	Reggie Cobb, Tennessee	1987
	20—	Mark Ingram, Alabama	2009
11.	19—	LaBrandon Toefield, LSU	2009
	19—	Marcus Lattimore, South Carolina	2010
	19—	Eddie Lacy, Alabama	2012
14.	18—	Tommy Durrance, Florida	1969
	18—	Tim Worley, Georgia	1988
	18—	Siran Stacy, Alabama	1989
	18—	Reidel Anthony, Florida	1996
	18—	Knowshon Moreno, Georgia	2008
	18—	Charles Scott, LSU	2008
	18—	Todd Gurley, Georgia	2012

#### CAREER:

1.	57—	Tim Tebow, Florida (55 games)	2006-09
2.	53—	Kevin Faulk, LSU (41 games)	1995-98
3.	52—	Herschel Walker, Georgia (33 games)	1980-82
4.	50—	Dallon Hilliard, LSU (44 games)	1982-85
5.	50—	Shaun Alexander, Alabama (41 games)	1996-99
6.	46—	Anthony Dixon, Mississippi State (47 games)	2006-09
	46—	Carnell Williams, Auburn (42 games)	2001-04
	46—	Mark Ingram, Alabama (39 games)	2008-10
9.	45—	Bo Jackson, Auburn (38 games)	1982-85
10.	43—	Trent Richardson, Alabama	2009-11
11.	42—	Charles Alexander, LSU (44 games)	1975-78
12.	41—	Deuce McAllister, Ole Miss (43 games)	1997-00
	41—	Darren McFadden, Arkansas (38 games)	2005-07
	41—	Marcus Lattimore, South Carolina (29 games)	2010-12
15.	40—	Bobby Humphrey, Alabama (35 games)	1985-88
16.	39—	Stanley Morgan, Tennessee (44 games)	1973-76
	39—	James Stewart, Tennessee (44 games)	1991-94
18.	38—	Johnny Musso, Alabama (30 games)	1969-71
19.	37—	Lars Tate, Georgia (42 games)	1984-87
	37—	Emmitt Smith, Florida (31 games)	1987-89
	37—	Randall Cobb, Kentucky (36 games)	2008-10

### FIELD GOAL ATTEMPTS

#### GAME:

1.	7—	Al Del Greco, Auburn vs. Kentucky (made 6)	1982
	7—	Doug Pelfrey, Kentucky vs. Mississippi State (made 5)	1992

4.	7—	Jeremy Shelley, Alabama vs. LSU, BCS Championship Game (made 5)	2011
	6—	John Riley, Auburn vs. Kentucky (made 4)	1968
	6—	Alan Duncan, Tennessee vs. Kentucky (made 5)	1978
	6—	Rex Robinson, Georgia vs. Georgia Tech (made 3)	1979
	6—	Bobby Raymond, Florida vs. Florida State (made 6)	1983
	6—	Bobby Raymond, Florida vs. Kentucky (made 6)	1984
	6—	David Brownlyke, LSU vs. Ole Miss (made 4)	1986
	6—	Philip Doyle, Alabama vs. SW Louisiana (made 6)	1990
	6—	Kanon Parkman, Georgia vs. Florida (made 4)	1993
	6—	Billy Bennett, Georgia vs. Georgia Tech (made 6)	2001
	6—	Jonathan Nichols, Ole Miss vs. Texas Tech (made 6)	2003
	6—	John Vaughn, Auburn vs. LSU (made 1)	2005
	6—	Blair Walsh, Georgia vs. Vanderbilt (made 4)	2011

#### SEASON:

1.	38—	Billy Bennett, Georgia (made 31)	2003
2.	35—	Leigh Tiffin, Alabama (made 30)	2009
	35—	Blair Walsh, Georgia (made 21)	2011
4.	34—	Leigh Tiffin, Alabama (made 25)	2007
5.	33—	Billy Bennett, Georgia (made 26)	2002
	33—	Colt David, LSU (made 26)	2007
7.	31—	Fuad Reveiz, Tennessee (made 27)	1982
	31—	Philip Doyle, Alabama (made 19)	1988
9.	30—	Ryan Succop, South Carolina (made 20)	2008
30—	Caleb Sturgis, Florida (made 22)	2009	

#### CAREER:

1.	111—	Leigh Tiffin, Alabama (83 made)	2006-09
2.	110—	Billy Bennett, Georgia (made 87)	2000-03
3.	105—	Philip Doyle, Alabama (made 78)	1987-90
4.	103—	Blair Walsh, Georgia (made 76)	2008-11
5.	98—	Kevin Butler, Georgia (made 77)	1981-84
6.	95—	Fuad Reveiz, Tennessee (made 71)	1981-84
7.	91—	Michael Proctor, Alabama (made 65)	1992-95
8.	89—	Jeff Hall, Tennessee (made 61)	1995-98
9.	88—	Van Tiffin, Alabama (made 59)	1983-86
	88—	Caleb Sturgis, Florida (made 70)	2008-12

### FIELD GOALS MADE

#### GAME:

1.	6—	Al Del Greco, Auburn vs. Kentucky (7 atts.)	1982
	6—	Bobby Raymond, Florida vs. Florida State (6 atts.)	1983
	6—	Bobby Raymond, Florida vs. Kentucky (6 atts.)	1984
	6—	Philip Doyle, Alabama vs. SW Louisiana (6 atts.)	1990
	6—	Billy Bennett, Georgia vs. Georgia Tech (6 atts.)	2001
	6—	Jonathan Nichols, Ole Miss vs. Texas Tech (6 atts.)	2003
7.	5—	Brian Clark, Florida vs. Ole Miss (5 atts.)	1980
	5—	Jorge Portela, Auburn vs. Florida (5 atts.)	1977
	5—	Alan Duncan, Tennessee vs. Kentucky (6 atts.)	1978
	5—	Fuad Reveiz, Tennessee vs. Memphis State (5 atts.)	1982
	5—	Fuad Reveiz, Tennessee vs. Kentucky (5 atts.)	1982
	5—	Brian Lee, Ole Miss vs. Tulane (5 atts.)	1991
	5—	Doug Pelfrey, Kentucky vs. Mississippi State (7 atts.)	1992
	5—	Scott Etheridge, Auburn vs. LSU (5 atts.)	1992
	5—	Jaret Holmes, Auburn vs. UAB (5 atts.)	1996
	5—	Brian Hazelwood, Mississippi State vs. Arkansas (5 atts.)	1998
	5—	Alex Walls, Tennessee vs. Florida (5 atts.)	2000
	5—	Spencer Lanning, South Carolina vs. Georgia (5 atts.)	2009
	5—	Leigh Tiffin, Alabama at Ole Miss (5 atts.)	2009
	5—	Derek DePasquale, Mississippi State vs. UAB (5 atts.)	2010
	5—	Bryson Rose, Ole Miss vs. Louisiana-Lafayette (5 atts.)	2010
	5—	Jeremy Shelley, Alabama vs. LSU, BCS Championship Game	2011
	5—	Andrew Baggett, Missouri vs. Florida	2013

### FIELD GOALS MADE

#### SEASON:

1.	31—	Billy Bennett, Georgia (38 atts.)	2003
2.	30—	Leigh Tiffin, Alabama (35 atts.)	2009
3.	27—	Fuad Reveiz, Tennessee (31 atts.)	1982
4.	26—	Billy Bennett, Georgia (33 atts.)	2002
	26—	Colt David, LSU (33 atts.)	2007
6.	25—	Jonathan Nichols, Ole Miss (29 atts.)	2003
	25—	Leigh Tiffin, Alabama (34 atts.)	2007
8.	24—	Carlos Reveiz, Tennessee (28 atts.)	1985
	24—	Philip Doyle, Alabama (29 atts.)	1990
	24—	Caleb Sturgis, Florida (28 att.)	2012

#### CAREER:

1.	87—	Billy Bennett, Georgia (110 atts.)	2000-03
2.	83—	Leigh Tiffin, Alabama (111 atts.)	2006-09
3.	78—	Philip Doyle, Alabama (105 atts.)	1987-90
4.	77—	Kevin Butler, Georgia (98 atts.)	1981-84
5.	76—	Blair Walsh, Georgia (103 atts.)	2008-11
6.	71—	Fuad Reveiz, Tennessee (95 atts.)	1981-84
7.	70—	Caleb Sturgis, Florida (88 att)	2008-12
8.	67—	Jeff Chandler, Florida (80 atts.)	1997-01
9.	65—	Michael Proctor, Alabama (91 atts.)	1992-95
10.	63—	Jonathan Nichols, Ole Miss (82 atts.)	2001-04

### LONG FIELD GOALS

#### GAME:

1.	60—	Fuad Reveiz, Tennessee vs. Georgia Tech	1982
	60—	Kevin Butler, Georgia vs. Clemson	1984
	60—	Chris Perkins, Florida vs. Tulane	1984
4.	59—	Cloyce Hinton, Ole Miss vs. Georgia	1969

# RECORDS AND RESULTS



MISSISSIPPI STATE • MISSOURI • SOUTH CAROLINA • TENNESSEE • TEXAS A&M • VANDERBILT

59—	Kevin Butler, Georgia vs. Ole Miss	1982
6.	58— Cloyce Hinton, Ole Miss vs. Houston	1970
	58— Allan Leavitt, Georgia vs. Vanderbilt	1976
	58— Brandon Coutu, Georgia vs. Louisiana-Monroe	2005
9.	57— Neil O'Donoghue, Auburn vs. Tennessee	1976
	57— Van Tiffin, Alabama vs. Texas A&M	1985
	57— Bryan Owen, Ole Miss vs. Tulane	1988
	57— Philip Yost, Auburn vs. Western Kentucky	2003

## CONSECUTIVE FIELD GOALS

1.	18—	Fuad Reveiz, Tennessee	1984
2.	17—	Bobby Raymond, Florida	1984
	17—	Bryson Rose, Ole Miss	2010-11
	17—	Marshall Morgan, Georgia	2013-Present

## FIELD GOAL PERCENTAGE

### SEASON: (Min. 10 made)

1.	100.0—	David Browndyke, LSU (14 of 14)	1989
2.	93.8—	Wes Byrum, Auburn (15 of 16)	2009
3.	93.3—	Mike Conway, LSU (14 of 15)	1978
4.	92.9—	Billy Bennett, Georgia (13 of 14)	2000
	92.9—	Colby Delahoussaye, LSU (13 of 14)	2013

### SEASON: (Min. 20 made)

1.	91.7—	Marshall Morgan, Georgia (22 of 24)	2013
2.	90.9—	Blair Walsh, Georgia (20 of 22)	2009
3.	88.4—	Bobby Raymond, Florida (23 of 26)	1984
4.	88.0—	Phillip Doyle, Alabama (22 of 25)	1989
5.	87.5—	Jeff Chandler, Florida (21 of 24)	1992-94
6.	87.1—	Fuad Reveiz, Tennessee (27 of 31)	1982
7.	86.9—	Bobby Raymond, Florida (20 of 23)	1983
	86.9—	Fuad Reveiz, Tennessee (20 of 23)	1984
	86.9—	Blair Walsh, Georgia (20 of 23)	2010
10.	86.2—	Jonathan Nichols, Ole Miss (25 of 29)	2003

### CAREER: (Min. 25 made)

1.	*87.8—	Bobby Raymond, Florida (43 of 49)	1982-84
2.	86.2—	Bryson Rose, Ole Miss (25 of 29)	2010-12
3.	83.8—	Jeff Chandler, Florida (67 of 80)	1997-01
4.	82.9—	Berj Yepremian, Florida (29 of 35)	1976-78
5.	82.8—	Jeff Chandler, Florida (48 of 58)	1997-00
6.	82.1—	Judd Davis, Florida (32 of 39)	1992-94
7.	81.3—	David Browndyke, LSU (61 of 75)	1986-89
8.	80.3—	Brandon Coutu, Georgia (53 of 66)	2004-07
9.	79.5—	Caleb Sturgis, Florida (70 of 88)	2009-12
10.	79.1—	Billy Bennett, Georgia (87 of 110)	2000-03
	79.1—	Scott Etheridge, Auburn (34 of 43)	1992-93
12.	78.9—	Jeff Dawson, Florida (30 of 38)	1985-86
13.	78.8—	Matt Hawkins, Auburn (26 of 33)	1994-95
14.	78.5—	Kevin Butler, Georgia (77 of 98)	1981-84
15.	77.9—	Alex Walls, Tennessee (53 of 68)	1999-02
16.	77.2—	Zach Hocker, Arkansas (61 of 79)	2010-13
17.	77.3—	Spencer Lanning, South Carolina (34 of 44)	2007-10
18.	76.8—	Jonathan Nichols, Ole Miss (63 of 82)	2001-04
19.	76.3—	Win Lyle, Auburn (45 of 59)	1987-89

## PAT KICKS ATTEMPTED

### GAME:

1.	13—	Red Lutz, Alabama vs. Delta State (made 11)	1951
2.	11—	George Jernigan, Georgia vs. Furman (made 10)	1946
	11—	Bill Davis, Alabama vs. Virginia Tech (made 11)	1973
	11—	Reed Morton, South Carolina vs. Kent (made 11)	1995
	11—	Collins Cooper, Florida vs. Central Michigan (made 9)	1997
6.	10—	Bob Gain, Kentucky vs. North Dakota (made 10)	1950
	10—	Bobby Moreau, LSU vs. Rice (made 10)	1977
	10—	Judd Davis, Florida vs. New Mexico State (made 10)	1994
	10—	Judd Davis, Florida vs. Kentucky (made 10)	1994
	10—	Kanon Parkman, Georgia vs. Northeast Louisiana (made 10)	1994
	10—	Alex Walls, Tennessee vs. Louisiana-Monroe (made 10)	2000

### SEASON:

1.	79—	Jonathan Phillips, Florida (made 78)	2008
2.	74—	Taylor Bertolei, Texas A&M (made 67)	2012
3.	73—	Joey Iijas, Florida (made 72)	2007
	73—	Wes Byrum, Auburn (made 72)	2010
5.	71—	Bart Edmiston, Florida (made 71)	1995
6.	69—	Jeremy Shelley, Alabama (made 69)	2012
	69—	Andrew Baggett, Missouri (made 66)	2013
8.	67—	Marshall Morgan, Georgia (made 63)	2012
	67—	Cody Parkey, Auburn (made 66)	2013
10.	66—	Bart Edmiston, Florida (made 69)	1996

### CAREER:

1.	204—	Colt David, LSU (made 201)	2005-08
2.	194—	Jeff Hall, Tennessee (made 188)	1995-98
3.	186—	Wes Byrum, Auburn (made 183)	2007-10
4.	185—	Blair Walsh, Georgia (made 184)	2008-11
5.	180—	Jeff Chandler, Florida (made 167)	1997-01
6.	175—	Jeremy Shelley, Alabama (made 162)	2009-12
7.	173—	Zach Hocker, Arkansas (made 171)	2010-13
8.	165—	Lones Seiber, Kentucky (made 158)	2006-09
9.	164—	Bart Edmiston, Florida (made 160)	1992-96
10.	163—	John Vaughn, Auburn (made 162)	2003-06

## PAT KICKS MADE

### GAME:

1.	11—	Reed Morton, South Carolina vs. Kent (11 atts.)	1995
	11—	Bill Davis, Alabama vs. Virginia Tech (11 atts.)	1973
	11—	Red Lutz, Alabama vs. Delta State (13 atts.)	1951
4.	10—	Bob Gain, Kentucky vs. North Dakota (10 atts.)	1950
	10—	Bobby Moreau, LSU vs. Rice (10 atts.)	1977
	10—	George Jernigan, Georgia vs. Furman (10 atts.)	1946
	10—	Judd Davis, Florida vs. New Mexico State (10 atts.)	1994
	10—	Judd Davis, Florida vs. Kentucky (10 atts.)	1994
	10—	Kanon Parkman, Georgia vs. Northeast Louisiana (10 atts.)	1994
	10—	Alex Walls, Tennessee vs. Louisiana-Monroe (10 atts.)	2000

### SEASON:

1.	78—	Jonathan Phillips, Florida (79 atts.)	2008
2.	72—	Joey Iijas, Florida (73 atts.)	2007
	72—	Wes Byrum, Auburn (73 atts.)	2010
4.	71—	Bart Edmiston, Florida (71 atts.)	1995
5.	69—	Jeremy Shelley, Alabama (69 atts.)	2012
6.	67—	Taylor Bertolei, Texas A&M (74 atts.)	2012
7.	66—	Cody Parkey, Auburn (67 atts.)	2013
	66—	Andrew Baggett, Missouri (69 atts.)	2013
9.	65—	Judd Davis, Florida (65 atts.)	1994
10.	64—	Bart Edmiston, Florida (66 atts.)	1996

### CAREER:

1.	201—	Colt David, LSU (204 atts.)	2005-08
2.	188—	Jeff Hall, Tennessee (194 atts.)	1995-98
3.	184—	Blair Walsh, Georgia (185 atts.)	2008-11
4.	183—	Wes Byrum, Auburn (186 atts.)	2007-10
5.	172—	Jeremy Shelley, Alabama (175 atts.)	2009-12
6.	171—	Zach Hocker, Arkansas (173 atts.)	2010-13
7.	167—	Jeff Chandler, Florida (180 atts.)	1997-01
8.	162—	John Vaughn, Auburn (163 atts.)	2003-06
9.	161—	John Becksvoort, Tennessee (161 atts.)	1991-94
10.	160—	Bart Edmiston, Florida (164 atts.)	1992-96

## PAT KICKS PERCENTAGE

### GAME: (Min. 10 atts.)

1.	100—	Bill Davis, Alabama vs. Virginia Tech (11 of 11)	1973
	100—	Reed Morton, South Carolina vs. Kent (11 of 11)	1995
	100—	Bob Gain, Kentucky vs. North Dakota (10 of 10)	1950
	100—	Bobby Moreau, LSU vs. Rice (10 of 10)	1977
	100—	Judd Davis, Florida vs. Kentucky (10 of 10)	1994
	100—	Judd Davis, Florida vs. New Mexico State (10 of 10)	1994
	100—	Alex Walls, Tennessee vs. Louisiana-Monroe (10 of 10)	2000

### SEASON: (Min. 45 atts.)

1.	100—	Bart Edmiston, Florida (71 of 71)	1995
	100—	Judd Davis, Florida (65 of 65)	1994
	100—	Colt David, LSU (63 of 63)	2007
	100—	John Becksvoort, Tennessee (59 of 59)	1993
	100—	Billy Bennett, Georgia (52 of 52)	2002
	100—	John Vaughn, Auburn (50 of 50)	2005
	100—	Greg Burke, Tennessee (50 of 50)	1990
	100—	Blair Walsh, Georgia (50 of 50)	2008
	100—	Chris Knapp, Auburn (49 of 49)	1986
	100—	Jonathan Nichols, Ole Miss (49 of 49)	2003
	100—	Matt Leach, Florida (49 of 49)	2004
	100—	Brandon Coutu, Georgia (49 of 49)	2007
	100—	Jeff Hall, Tennessee (47 of 47)	1998
	100—	Scott Etheridge, Auburn (45 of 45)	1993
	100—	Brandon Coutu, Georgia (45 of 45)	2005
	100—	Wes Byrum, Auburn (54 of 54)	2009
	100—	Zach Hocker, Arkansas (56 of 56)	2010
	100—	Blair Walsh, Georgia (46 of 46)	2011
	100—	Adam Yates, South Carolina (49 of 49)	2012
	100—	Jeremy Shelley, Alabama (69 of 69)	2012
	100—	Marshall Morgan, Georgia (47 of 47)	2013

### CAREER: (MIN. 100 atts.)

1.	*100—	John Becksvoort, Tennessee (161 of 161)	1991-94
	*100—	Van Tiffin, Alabama (135 of 135)	1983-86
	*100—	Damon Duval, Auburn (125 of 125)	1999-02
	*100—	Brandon Coutu, Georgia (114 of 114)	2004-07
	*100—	David Browndyke, LSU (109 of 109)	1986-89
6.	99.5—	Blair Walsh, Georgia (184 of 185)	2008-11
7.	99.4—	John Vaughn, Auburn (162 of 163)	2003-06
8.	99.2—	Michael Proctor, Alabama (131 of 132)	1992-95
9.	99.1—	Al Del Greco, Auburn (110 of 111)	1980-83
10.	99.0—	Rex Robinson, Georgia (101 of 102)	1977-80

\*—NCAA record

## CONSECUTIVE PAT KICKS MADE

1.	161—	John Becksvoort, Tennessee	1991-94
2.	135—	Van Tiffin, Alabama	1983-86
3.	130—	Michael Proctor, Alabama	1992-95
4.	125—	Damon Duval, Auburn	1999-02
5.	119—	Blair Walsh, Georgia	2008-10
6.	117—	Jonathan Nichols, Ole Miss	2001-04
7.	114—	Bart Edmiston, Florida	1992-96
	114—	Brandon Coutu, Georgia	2004-07
9.	113—	Billy Bennett, Georgia	2000-03
10.	109—	David Browndyke, LSU	1986-89
11.	107—	John Vaughn, Auburn	2004-06
12.	104—	Matt Leach, Florida	2002-04



# RECORDS AND RESULTS

ALABAMA • ARKANSAS • AUBURN • FLORIDA • GEORGIA • KENTUCKY • LSU • OLE MISS

13.	101—	Rex Robinson, Georgia	1977-80
14.	92—	Taylor Begley, Kentucky	2002-05
	92—	Blair Walsh, Georgia	2008-09
16.	91—	Alex Walls, Tennessee	1999-02
17.	90—	Cody Parkey, Auburn	2011-13
18.	88—	Joshua Shene, Ole Miss	2008-09
19.	86—	Greg Burke, Tennessee	1989-90
20.	85—	Damon Duval, Auburn	1999-01

## TOTAL POINTS SCORED BY KICKING

<b>GAME:</b>			
1.	23—	Bobby Raymond, Florida vs. Florida State (6 FGs, 5 PATs)	1983
2.	21—	Jonathan Nichols, Ole Miss vs. Texas Tech (6 FGs, 3 PATs)	2003
3.	19—	Bobby Raymond, Florida vs. Kentucky (6 FGs, 1 PAT)	1984
	19—	Philip Doyle, Alabama vs. SW Louisiana (6 FGs, 1 PAT)	1990
	19—	Billy Bennett, Georgia vs. Georgia Tech (6 FGs, 1 PAT)	2001
	19—	Bryson Rose, Ole Miss vs. Louisiana-Lafayette (5 FGs, 4 PATs)	2010
7.	18—	Al Del Greco, Auburn vs. Kentucky (6 FGs)	1982
	18—	Doug Pelfrey, Kentucky vs. Mississippi State (5 FGs, 3 PAT)	1992
9.	17—	Jorge Portela, Auburn vs. Florida (5 FGs, 2 PATs)	1977
	17—	Alan Duncan, Tennessee vs. Kentucky (5 FGs, 2 PATs)	1978
	17—	Fuad Reveiz, Tennessee vs. Memphis State (5 FGs, 2 PATs)	1982
	17—	David Brown-dyke, LSU vs. Mississippi State (4 FGs, 5 PATs)	1986
	17—	Alex Walls, Tennessee vs. Wyoming (4 FGs, 5 PATs)	2002
	17—	Matt Leach, Florida vs. San Jose State (3 FGs, 8 PATs)	2003
	17—	Alex Tejada, Arkansas vs. Troy (4 FGs, 5 PATs)	2007

## SEASON:

1.	141—	Colt David, LSU (26 FGs, 63 PATs)	2007
2.	132—	Leigh Tiffin, Alabama (30 FG, 42 PATs)	2009
3.	131—	Billy Bennett, Georgia (31 FGs, 38 PATs)	2003
4.	130—	Billy Bennett, Georgia (26 FGs, 52 PATs)	2002
5.	124—	Jonathan Nichols, Ole Miss (25 FGs, 49 PATs)	2003
6.	123—	Wes Byrum, Auburn (17 FGs, 72 PATs)	2010
7.	118—	Zach Hocker, Arkansas (21 FGs, 55 PATs)	2011
8.	115—	Daniel Lincoln, Tennessee (21 FGs, 52 PATs)	2007
	115—	Jeremy Shelley, Alabama (21 FGs, 52 PATs)	2011
10.	114—	Brandon Coutu, Georgia (23 FGs, 45 PATs)	2005
	114—	Jonathan Phillips, Florida (12 FGs, 78 PATs)	2008

## CAREER:

1.	412—	Blair Walsh, Georgia (76 FGs, 184 PATs)	2008-11
2.	409—	Billy Bennett, Georgia (87 FGs, 148 PATs)	2000-03
3.	385—	Leigh Tiffin, Alabama (83 FG, 136 PATs)	2006-09
4.	371—	Jeff Hall, Tennessee (61 FGs, 188 PATs)	1995-98
5.	368—	Jeff Chandler, Florida (67 FGs, 167 PATs)	1997-01
6.	363—	Colt David, LSU (54 FGs, 201 PATs)	2005-08
7.	363—	Wes Byrum, Auburn (60 FGs, 183 PATs)	2007-10
8.	353—	Kevin Butler, Georgia (77 FGs, 122 PATs)	1981-84
9.	344—	Jonathan Nichols, Ole Miss (63 FGs, 155 PATs)	2001-04
10.	340—	Caleb Sturgis, Florida (70 FG, 130 PAT)	2008-12
11.	339—	Philip Doyle, Alabama (78 FGs, 105 PATs)	1987-90
12.	326—	Michael Proctor, Alabama (65 FGs, 131 PATs)	1992-95
13.	325—	James Wilhoit, Tennessee (59 FGs, 148 PATs)	2003-06
14.	317—	John Becksvort, Tennessee (52 FGs, 161 PATs)	1991-94
15.	314—	Fuad Reveiz, Tennessee (71 FGs, 101 PATs)	1981-84
16.	312—	Van Tiffin, Alabama (59 FGs, 135 PATs)	1983-86
	312—	John Vaughn, Auburn (50 FGs, 162 PATs)	2003-06
18.	310—	Joshua Shene, Ole Miss (57 FGs, 139 PATs)	2006-09
19.	305—	Lones Seiber, Kentucky (49 FGs, 158 PATs)	2006-09
20.	304—	Jeremy Shelley, Alabama (44 FGs, 172 PATs)	2009-12

## PUNTING

### MOST PUNTS

#### GAME:

1.	30—	Bert Johnson, Kentucky vs. Washington & Lee	1934
2.	23—	Bud Walton, Florida vs. Georgia Tech	1938
3.	21—	Hawk Cavette, Georgia Tech vs. Florida	1938
4.	19—	Johnny Cain, Alabama vs. Tennessee	1932
5.	16—	Bob Hardison, Mississippi State vs. TCU	1936
6.	15—	Connie Frederick, Auburn vs. Clemson	1968
7.	14—	Bill Hartman, Georgia vs. Auburn	1937
	14—	Bobby Collins, Mississippi State vs. LSU	1951
	14—	Boyce Smith, Vanderbilt vs. Florida	1958
	14—	Dick McGraw, Mississippi State vs. Southern Miss	1967
	14—	John Schaffler, Vanderbilt vs. Louisville	1971
	14—	Craig Colquitt, Tennessee vs. Kentucky	1976

#### SEASON:

1.	101—	Ralph Kercheval, Kentucky (4,413 yards for 43.5 avg.)	1933
2.	95—	Dick McGraw, Mississippi State (3,567 yards for 37.5 avg.)	1967
3.	92—	Dick McGowen, Auburn (3,833 yards for 42.2 avg.)	1939
4.	91—	Jimmy Carter, Kentucky (3,597 yards for 39.5 avg.)	1996
5.	90—	Dave Hardt, Kentucky (3,471 yards for 38.6 avg.)	1970
6.	83—	Bud Walton, Florida (3,002 yards for 36.2 avg.)	1938
	83—	Buster Morrison, Florida (3,187 yards for 38.4 avg.)	1972
8.	81—	Dixie Howell, Alabama (3,216 yards for 39.7 avg.)	1933
	81—	Al Doggett, LSU (3,147 yards for 38.9 avg.)	1952
10.	80—	Dave Hardt, Kentucky (3,257 for 40.7 avg.)	1969
	80—	Don Golden, Georgia (3,092 for 38.7 avg.)	1972

#### CAREER:

1.	277—	Jim Arnold, Vanderbilt (12,171 yards for 43.9 avg.)	1979-82
2.	272—	Bill Marinangel, Vanderbilt (11,336 yards for 41.7 avg.)	1993-96
3.	266—	Jim Miller, Ole Miss (11,549 yards for 43.4 avg.)	1976-79

4.	254—	Bill Smith, Ole Miss (11,260 for 44.3 avg.)	1983-86
5.	251—	Matt Wait, Arkansas (10,599 for 42.1 avg.)	1994-97
6.	248—	Dave Hardt, Kentucky (9,737 yards for 39.3 avg.)	1968-70
7.	244—	Lewis Colbert, Auburn (10,179 for 41.7 avg.)	1982-85
8.	240—	Dustin Colquitt, Tennessee (10,216 for 42.6 avg.)	2001-04
9.	238—	Cody Ridgeway, Ole Miss (10,021 for 42.1 avg.)	2001-04
	238—	P.J. Fitzgerald, Alabama (9,485 for 39.9 avg.)	2006-09

### MOST PUNTS, 50 YARDS OR MORE

*86—	Bill Smith, Ole Miss	1983-86
------	----------------------	---------

### MOST CONSECUTIVE GAMES W/PUNT OF 50 YARDS OR MORE

*32—	Bill Smith, Ole Miss	1983-86
------	----------------------	---------

### MOST GAMES AVERAGING 40 OR MORE YARDS (MIN. 4)

*36—	Bill Smith, Ole Miss	1983-86
------	----------------------	---------

### LONG PUNTS

1.	92—	Bill Smith, Ole Miss vs. Southern Miss	1984
2.	89—	Dixie Howell, Alabama vs. Tennessee	1933
3.	87—	Rufus Deal, Auburn vs. Georgia Tech	1939
4.	87—	Spike Jones, Georgia vs. Auburn	1967
	87—	O.J. Key, Tulane vs. Florida	1946
6.	86—	Donnie Jones, LSU vs. Kentucky	2002
7.	85—	Greg Gantt, Alabama vs. Mississippi State	1971
8.	84—	Mike Patrick, Mississippi State vs. Alabama	1974
9.	83—	Dixie Howell, Alabama vs. Kentucky	1933
	83—	Billy Mann, Ole Miss vs. Tennessee	1938

### YARDS PUNTED

#### GAME:

1.	1,155—	Bert Johnson, Kentucky vs. Washington & Lee (30 for 38.5 avg.)	1934
2.	914—	Johnny Cain, Alabama vs. Tennessee (19 for 48.1 avg.)	1932
3.	904—	Hawk Cavette, Georgia Tech vs. Florida (21 for 43.9 avg.)	1938
4.	899—	Bud Walton, Florida vs. Georgia Tech (23 for 39.1 avg.)	1938

#### SEASON:

1.	4,413—	Ralph Kercheval, Kentucky (101 for 43.5 avg.)	1933
2.	3,883—	Dick McGowen, Auburn (92 for 42.2 avg.)	1939
3.	3,597—	Jimmy Carter, Kentucky (91 for 39.5 avg.)	1996
4.	3,586—	Bill Marinangel, Vanderbilt (77 for 46.6 avg.)	1996
5.	3,581—	Bill Smith, Ole Miss (79 for 45.3 avg.)	1985
6.	3,567—	Dick McGraw, Mississippi State (95 for 37.5 avg.)	1967
7.	3,471—	Dave Hardt, Kentucky (90 for 38.6 avg.)	1970
8.	3,448—	Ryan Tydlacka, Kentucky (79 for 43.6 avg.)	2011
9.	3,386—	Jim Arnold, Vanderbilt (74 for 45.8 avg.)	1982
10.	3,283—	Jim Miller, Ole Miss (76 for 43.2 avg.)	1978

#### CAREER:

1.	12,171—	Jim Arnold, Vanderbilt (277 for 43.9 avg.)	1979-82
2.	11,549—	Jim Miller, Ole Miss (266 for 43.4 avg.)	1976-79
3.	11,336—	Bill Marinangel, Vanderbilt (272 for 41.7 avg.)	1993-96
4.	11,260—	Bill Smith, Ole Miss (254 for 44.3 avg.)	1983-86
5.	10,216—	Dustin Colquitt, Tennessee (240 for 42.6 avg.)	2001-04
6.	10,021—	Cody Ridgeway, Ole Miss (238 for 42.1 avg.)	2001-04
7.	10,179—	Lewis Colbert, Auburn (244 for 41.7 avg.)	1982-85
8.	10,177—	Matt Wait, Arkansas (251 for 42.1 avg.)	1994-97
9.	10,075—	Tyler Campbell, Ole Miss (226 for 10,075)	2009-13
10.	9,900—	Eric Wilbur, Florida (231 for 42.9 avg.)	2003-06
11.	9,842—	Damon Duval, Auburn (227 for 43.3 avg.)	1999-02
12.	9,798—	Donnie Jones, LSU (233 for 42.1 avg.)	2000-03
13.	9,737—	Dave Hardt, Kentucky (248 for 39.3 avg.)	1968-70
14.	9,485—	P.J. Fitzgerald, Alabama (238 for 39.9)	2006-09
15.	9,387—	Dylan Breeding, Arkansas (219 for 42.9 avg.)	2009-12
16.	9,238—	Courtney Leavitt, South Carolina (224 for 41.2 avg.)	1996-99
17.	9,074—	Charles Childers, Ole Miss (231 for 39.3 avg.)	1987-90
18.	9,058—	David Lawrence, Vanderbilt (219 for 41.4 avg.)	1989-92
19.	9,003—	Gordon Ely-Kelso, Georgia (224 for 40.2 avg.)	2003-06
20.	8,897—	Britton Colquitt, Tennessee (209 for 42.6 avg.)	2005-08

### PUNTING AVERAGE

#### GAME: (Min. 2 punts)

1.	84.5—	Bill Smith, Ole Miss vs. Southern Miss (2 for 169)	1984
----	-------	--	------

#### GAME (Min. 7 punts)

1.	54.3—	Kyle Christy, Florida vs. South Carolina (7 for 380)	2012
2.	53.1—	Jim Arnold, Vanderbilt vs. North Carolina (8 for 425)	1982
3.	53.0—	Fred Montsdeoca, Florida vs. Alabama (7 for 371)	1949
4.	52.0—	Ralph Kercheval, Kentucky vs. Cincinnati (10 for 520)	1933
5.	51.7—	Dustin Colquitt, Tennessee vs. South Carolina (7 for 362)	2003
6.	51.6—	Drew Butler, Georgia vs. LSU (8 for 413)	2011
7.	51.3—	Billy Cannon, LSU vs. Ole Miss (7 for 359)	1957
	51.3—	Jim Arnold, Vanderbilt vs. Air Force (8 for 410)	1979

#### GAME (Min. 10 punts)

1.	52.0—	Ralph Kercheval, Kentucky vs. Cincinnati (10 for 520)	1933
2.	48.1—	Greg Breland, Ole Miss vs. Missouri (10 for 481)	1974
	48.1—	Johnny Cain, Alabama vs. Tennessee (19 for 914)	1932
4.	47.5—	Andy Russ, Mississippi State vs. South Carolina (10 for 475)	1996
5.	47.3—	Jerry Stovall, LSU vs. Ole Miss (10 for 473)	1960

#### GAME (Min. 20 punts)

1.	43.0—	Hawk Cavette, Georgia Tech vs. Florida (21 for 904)	1938
----	-------	---	------



# RECORDS AND RESULTS



MISSISSIPPI STATE • MISSOURI • SOUTH CAROLINA • TENNESSEE • TEXAS A&M • VANDERBILT

## SEASON: (Min. 30 punts)

- 50.3— Chad Kessler, LSU (39 for 1,961) . . . . . 1997

## SEASON: (Min. 50 punts)

- 48.2— Ricky Anderson, Vanderbilt (58 for 2,793) . . . . . 1984
- 48.1— Drew Butler, Georgia (56 for 2,691) . . . . . 2009
- 46.9— Terry Daniel, Auburn (51 for 2,393) . . . . . 1993
- 46.5— Andy Russ, Mississippi State (53 for 2,466) . . . . . 1996
- 46.2— Tyler Campbell, Ole Miss (63 for 2,913) . . . . . 2010
- 45.9— Jim Miller, Ole Miss (66 for 3,029) . . . . . 1977
- 45.8— Jim Arnold, Vanderbilt (74 for 3,386) . . . . . 1982
- 45.8— Lewis Colbert, Auburn (57 for 2,610) . . . . . 1985
- 45.8— Kyle Christy, Florida (66 for 3,203) . . . . . 2012
- 45.6— Glenn Pakulak, Kentucky (66 for 3,008) . . . . . 2002
- 45.6— Dylan Breeding, Arkansas (53 for 2,416) . . . . . 2012

## SEASON: (Min. 75 punts)

- 46.6— Bill Marinangel, Vanderbilt (77 for 3,586) . . . . . 1996
- 45.3— Bill Smith, Ole Miss (79 for 3,581) . . . . . 1985
- 43.6— Ryan Tydacka, Kentucky (79 for 3,448) . . . . . 2011
- 43.2— Jim Miller, Ole Miss (76 for 3,283) . . . . . 1978
- 42.2— Dick McGowen, Auburn (92 for 3,883) . . . . . 1939
- 41.6— Julian Fagan, Ole Miss (75 for 3,120) . . . . . 1968
- 41.5— Jerry Shuford, Vanderbilt (79 for 3,281) . . . . . 1965

## SEASON (Min. 100 punts)

- 43.5— Ralph Kercheval, Kentucky (101 for 4,394) . . . . . 1933

## CAREER: (Min. 100 punts)

- 45.6— Ricky Anderson, Vanderbilt (111 for 5,067) . . . . . 1983-84
- 45.4— Drew Butler, Georgia (167 for 7,589 yards) . . . . . 2008-11
- 44.6— Tyler Campbell, Ole Miss (226 for 10,075) . . . . . 2009-13
- 44.5— Terry Daniel, Auburn (169 for 7,522) . . . . . 1992-94
- 44.4— Glenn Pakulak, Kentucky (134 for 5,954) . . . . . 2000-02
- 44.4— Ray Criswell, Florida (161 for 7,153) . . . . . 1982-85
- 44.3— Bill Smith, Ole Miss (254 for 11,260) . . . . . 1983-86
- 43.9— Jim Arnold, Vanderbilt (277 for 12,171) . . . . . 1979-82
- 43.9— Kody Bliss, Auburn (202 for 8,861) . . . . . 2003-06
- 43.9— Jimmy Colquitt, Tennessee (201 for 8,816) . . . . . 1981-84
- 43.6— Greg Ganti, Alabama (116 for 5,095) . . . . . 1971-73
- 43.5— Daniel Pope, Alabama (124 for 5,391) . . . . . 1995-98
- 43.4— Jim Miller, Ole Miss (266 for 11,549) . . . . . 1976-79
- 43.4— Jeff Walker, Mississippi State (141 for 6,126) . . . . . 1996-99
- 43.4— Damon Duval, Auburn (227 for 9,842) . . . . . 1999-02
- 43.4— Kyle Christy, Florida (117 for 5,082) . . . . . 2011-Present
- 43.3— Eric Wilbur, Florida (172 for 7,441) . . . . . 2003-06
- 43.2— Chip Andrews, Georgia (109 for 4,706) . . . . . 1983-84
- 43.1— Dustin Colquitt, Tennessee (184 for 7,934) . . . . . 2001-03
- 43.1— Brian Mims, Georgia (104 for 4,482) . . . . . 2007-08

\*NCAA Record (Minimum 250 punts)

## PUNT RETURNS

### MOST RETURNS

#### GAME:

- 17— A.B. Stubbs, Mississippi State vs. TCU (122 yards) . . . . . 1936
- 11— Bobby Herrington, Mississippi State vs. Southwestern (116 yards) . . . . . 1933
- 9— Bobby Jordan, Auburn vs. Clemson . . . . . 1952
- 9— Mike Siganos, Kentucky vs. Tennessee (85 yards) . . . . . 1976
- 8— Harry Gilmer, Alabama vs. Tennessee . . . . . 1946
- 8— J.P. Moore, Vanderbilt vs. Florida . . . . . 1946
- 8— Lee Nalley, Vanderbilt vs. Ole Miss . . . . . 1948
- 8— Doug Cunningham, Ole Miss vs. Southern Miss (102 yards) . . . . . 1966
- 8— Thomas Bailey, Auburn vs. Georgia Southern (62 yards) . . . . . 1991
- 8— Jason Armstead, Ole Miss vs. Memphis (157 yards) . . . . . 2002
- 8— Robert Dunn, Auburn vs. Arkansas (58 yards) . . . . . 2007
- 8— Dustin Harris, Texas A&M vs. South Carolina State (246 yards) . . . . . 2012

#### SEASON:

- 45— Willie Shelby, Alabama (396 yards) . . . . . 1975
- 43— Lee Nalley, Vanderbilt (791 yards) . . . . . 1948
- 43— Mike Siganos, Kentucky (308 yards) . . . . . 1977
- 43— Mike Espy, Ole Miss (369 yards) . . . . . 2003
- 42— Bobby Majors, Tennessee (437 yards) . . . . . 1971
- 42— Eddie Brown, Tennessee (429 yards) . . . . . 1972
- 42— Greg Richardson, Alabama (393 yards) . . . . . 1986
- 42— Thomas Bailey, Auburn (528 yards) . . . . . 1991
- 41— Wallace Brown, Florida . . . . . 1934
- 41— Sammy Grezaffi, LSU (369 yards) . . . . . 1967
- 41— Eric Parker, Tennessee (387 yards) . . . . . 1999
- 41— Javier Arenas, Alabama (650 yards) . . . . . 2008

#### CAREER:

- 125— Greg Richardson, Alabama (1,011 yards) . . . . . 1983-86
- 125— Thomas Bailey, Auburn (1,170 yards) . . . . . 1991-94
- 125— Javier Arenas, Alabama (1,752 yards) . . . . . 2006-09
- 121— Tony James, MSU (1,332 yards) . . . . . 1989-92
- 117— Bobby Majors, Tennessee (1,163 yards) . . . . . 1969-71
- 117— Brandon James, Florida (1,371 yards) . . . . . 2006-09
- 114— Damien Gary, Georgia (1,253 yards) . . . . . 2000-03
- 113— Mike Siganos, Kentucky (789 yards) . . . . . 1975-77
- 109— Lee Nalley, Vanderbilt (1,695 yards) . . . . . 1947-49
- 105— Trey Gainous, Auburn (951 yards) . . . . . 1983-86

### YARDS RETURNED

#### GAME:

- 246— Dustin Harris, Texas A&M vs. South Carolina State (8 returns) . . . . . 2012

- 203— Lee Nalley, Vanderbilt vs. Kentucky (6 returns) . . . . . 1948
- 202— Buzy Rosenberg, Georgia vs. Oregon State (5 returns) . . . . . 1971
- 195— Andy Malls, Kentucky vs. Vanderbilt (6 returns) . . . . . 1981
- 180— Marcus Murphy, Missouri vs. Southeastern Louisiana (5 returns) . . . . . 2012
- 178— Joe Adams, Arkansas vs. Missouri State (6 returns) . . . . . 2011
- 173— Mike Fuller, Auburn vs. Chattanooga (3 returns) . . . . . 1974
- 169— Norman Jefferson, LSU vs. Ole Miss (7 returns) . . . . . 1983
- 157— Bobby Herrington, Mississippi State vs. Vanderbilt (8 returns) . . . . . 1933
- 157— Jason Armstead, Ole Miss vs. Memphis (8 returns) . . . . . 2002

#### SEASON:

- \*791— Lee Nalley, Vanderbilt (43 returns) . . . . . 1948
- 650— Javier Arenas, Alabama (41 returns) . . . . . 2008
- 544— Derek Abney, Kentucky (36 returns) . . . . . 2002
- 539— Pinky Rohm, LSU (35 returns) . . . . . 1937
- 528— Thomas Bailey, Auburn (42 returns) . . . . . 1991
- 510— Brandon James, Florida (37 returns) . . . . . 2008
- 502— Mike Fuller, Auburn (30 returns) . . . . . 1974
- 499— Domanick Davis, LSU (36 returns) . . . . . 2002
- 498— Junie Hovious, Ole Miss (36 returns) . . . . . 1940
- 498— Lee Nalley, Vanderbilt (35 returns) . . . . . 1949

\*—NCAA Record

#### CAREER:

- 1,752— Javier Arenas, Alabama (125 returns) . . . . . 2006-09
- 1,695— Lee Nalley, Vanderbilt (109 returns) . . . . . 1947-49
- 1,371— Brandon James, Florida (117 returns) . . . . . 2006-09
- 1,332— Tony James, Mississippi State (121 returns) . . . . . 1989-92
- 1,253— Damien Gary, Georgia (114 returns) . . . . . 2000-03
- 1,170— Thomas Bailey, Auburn (125 returns) . . . . . 1991-94
- 1,163— Bobby Majors, Tennessee (117 returns) . . . . . 1969-71
- 1,142— Junie Hovious, Ole Miss (84 returns) . . . . . 1938-41
- 1,126— Domanick Davis, LSU (94 returns) . . . . . 1999-02
- 1,119— Harry Gilmer, Alabama (83 returns) . . . . . 1944-47

### YARDS PER RETURN

#### GAME: (Min. 3)

- 57.7— Mike Fuller, Auburn vs. Chattanooga (3 for 173) . . . . . 1974
- 48.3— Joe Labruzzo, LSU vs. Rice (3 for 145) . . . . . 1963
- 47.0— Eddie Kennison, LSU vs. Mississippi State (3 for 141) . . . . . 1994
- 45.0— Bert Rechichar, Tennessee vs. Wash. & Lee (3 for 135) . . . . . 1950
- 40.6— Harry Gilmer, Alabama vs. Georgia (3 for 122) . . . . . 1947
- 40.4— Buzy Rosenberg, Georgia vs. Oregon State (5 for 202) . . . . . 1971
- 40.0— Joe Adams, Arkansas vs. Ole Miss (3 for 120) . . . . . 2010
- 38.7— Cory Peterson, Ole Miss vs. SMU (3 for 116) . . . . . 1998
- 37.8— Will Glover, Ole Miss vs. Chattanooga (4 for 151) . . . . . 1947
- 37.3— Tom McWilliams, Mississippi State vs. Chattanooga (4 for 149) . . . . . 1946

#### SEASON: (Min. 10)

- 26.7— Hal Griffin, Florida (10 for 267) . . . . . 1947
- \*25.9— Bill Blackstock, Tennessee (12 for 311) . . . . . 1951
- 25.2— Ken Phares, Mississippi State (10 for 252) . . . . . 1971
- 23.9— Hal Griffin, Florida (13 for 310) . . . . . 1946
- 22.6— Rafael Little, Kentucky (14 for 317) . . . . . 2006
- 21.7— Marcus Rhoden, Mississippi State (19 for 413) . . . . . 1965
- 20.4— Walter Slater, Tennessee . . . . . 1941
- 20.0— Gordon Pettus, Alabama (10 for 200) . . . . . 1948

#### SEASON: (Min. 20)

- 19.1— Mike Fuller, Auburn (20 for 381) . . . . . 1973
- 18.5— Skyler Green, LSU (25 for 462) . . . . . 2003
- 18.4— Rick Kimbrough, Ole Miss (20 for 368) . . . . . 1973
- 18.1— Harry Gilmer, Alabama (21 for 381) . . . . . 1947

#### SEASON: (Min. 40)

- 18.4— Lee Nalley, Vanderbilt (43 for 791) . . . . . 1948

#### CAREER: (Min. 50)

- 17.7— Mike Fuller, Auburn (50 for 883) . . . . . 1973-74
- 15.4— Dicky Lyons, Kentucky (69 for 1,065) . . . . . 1966-68
- 14.9— Thomas Flowers, Georgia (55 for 821) . . . . . 2004-07
- 14.7— Bert Rechichar, Tennessee (55 for 808) . . . . . 1949-51
- 14.5— Tom McWilliams, Mississippi State (55 for 795) . . . . . 1944, 46-48

#### CAREER: (Min. 100)

- 15.6— Lee Nalley, Vanderbilt (109 for 1,695) . . . . . 1947-49
- 14.0— Javier Arenas, Alabama (125 for 1,752) . . . . . 2006-09
- 11.0— Tony James, Mississippi State (121 for 1,332) . . . . . 1989-92
- 11.0— Damien Gary, Georgia (114 for 1,253) . . . . . 2000-03
- 9.9— Bobby Majors, Tennessee (117 for 1,163) . . . . . 1969-71
- 9.4— Thomas Bailey, Auburn (125 for 1,170) . . . . . 1991-94
- 9.1— Trey Gainous, Auburn (105 for 954) . . . . . 1983-86
- 8.1— Greg Richardson, Alabama (125 for 1,011) . . . . . 1983-86

### PUNT RETURN TOUCHDOWNS

#### GAME:

- 2— Tommy Casanova, LSU vs. Ole Miss . . . . . 1970
- 2— Buzy Rosenberg, Georgia vs. Oregon State . . . . . 1971
- 2— David Langner, Auburn vs. Alabama . . . . . 1972
- 2— Mike Fuller, Auburn vs. Chattanooga . . . . . 1974
- 2— Jacquez Green, Florida vs. Kentucky . . . . . 1996
- 2— Derek Abney, Kentucky vs. Mississippi State . . . . . 2002
- 2— Joe Adams, Arkansas vs. Missouri State . . . . . 2011
- 2— Marcus Murphy, Missouri vs. Southeastern Louisiana . . . . . 2012

#### SEASON:

- 4— Derek Abney, Kentucky . . . . . 2002
- 4— Joe Adams, Arkansas . . . . . 2011
- 3— Pinky Rohm, LSU . . . . . 1937



# RECORDS AND RESULTS

ALABAMA • ARKANSAS • AUBURN • FLORIDA • GEORGIA • KENTUCKY • LSU • OLE MISS

3—	Lee Nalley, Vanderbilt	1948
3—	Marcus Rhoden, Mississippi State	1965
3—	Mike Fuller, Auburn	1974
3—	David Palmer, Alabama	1991
3—	Javier Arenas, Alabama	2008
3—	Marcus Murphy, Missouri	2012

### CAREER:

1.	7—	Javier Arenas, Alabama	2006-09
2.	6—	Derek Abney, Kentucky	2000-03
3.	5—	Lee Nalley, Vanderbilt	1947-49
	5—	Joe Adams, Arkansas	2008-11
5.	4—	Tom McWilliams, Mississippi State	1944-47
	4—	Bobby Majors, Tennessee	1969-71
	4—	Steve Tannen, Florida	1967-69
	4—	Buzy Rosenberg, Georgia	1970-72
	4—	David Palmer, Alabama	1991-93
	4—	Jacquez Green, Florida	1995-97
	4—	Skyler Green, LSU	2002-05
	4—	Brandon James, Florida	2006-09

### LONG PUNT RETURNS

#### GAME:

1.	100—	Howard Bryan, Tulane vs. Georgia Tech	1933
	100—	Bert Rechichar, Tennessee vs. Washington & Lee	1950
	100—	Jim Campagna, Georgia vs. Vanderbilt	1952
	100—	Eddie Kennison, LSU vs. Mississippi State	1994
	100—	Felix Jones, Arkansas vs. Ole Miss	2006
7.	98—	Ray Hapes, Ole Miss vs. SW Louisiana	1935
8.	97—	Hal Griffin, Florida vs. Miami	1946
	97—	Dicky Lyons, Kentucky vs. Houston	1966
	97—	Joe Adams, Arkansas vs. Ole Miss	2010

### KICKOFF RETURNS

#### MOST RETURNS

#### GAME:

1.	8—	Kwane Doster, Vanderbilt vs. Ole Miss (243 yards)	2002
	8—	Javier Arenas, Alabama vs. LSU (168 yards)	2007
	8—	Chris Culliver, South Carolina vs. Arkansas (225 yards)	2007
	8—	Cobi Hamilton, Arkansas vs. Auburn (142 yards)	2010
5.	7—	Doug Matthews, Vanderbilt vs. Florida (168 yards)	1969
	7—	Jeff Peebles, Vanderbilt vs. Ole Miss (138 yards)	1970
	7—	Willie Gault, Tennessee vs. USC (123 yards)	1981
	7—	Kio Sanford, Kentucky vs. Tennessee (133 yards)	1994
	7—	Fred Talley, Arkansas vs. Boise State (135 yards)	2000
	7—	Ronald Hatcher, Vanderbilt vs. Florida (122 yards)	2001
	7—	Fred Reid, Mississippi State vs. Kentucky (176 yards)	2002
	7—	Nick Turner, Mississippi State vs. Tennessee (163 yards)	2003
	7—	Jeff Scott, Ole Miss vs. LSU (188 yards)	2010
	7—	Bryce Sherman, South Carolina vs. Arkansas (145 yards)	2010
	7—	Brandon Boykin, Georgia vs. South Carolina (184 yards)	2011
	7—	Mychal Bailey, Kentucky vs. Florida (148 yards)	2011
	7—	D'Arthur Cowan, Arkansas vs. Mississippi State (108 yards)	2012
	7—	Odell Beckham, Jr., LSU vs. Georgia (175 yards)	2013

#### SEASON:

1.	46—	Demond Washington, Auburn (1,117 yards)	2010
2.	41—	Dennis Johnson, Arkansas (905 yards)	2008
3.	40—	Dennis Johnson, Arkansas (1,031 yards)	2009
	40—	Warren Norman, Vanderbilt (1,050 yards)	2009
5.	38—	Brandon Boykin, Georgia (988 yards)	2009
	38—	Brandon Boykin, Georgia (850 yards)	2011
	38—	Leon Berry, Mississippi State (1,015 yards)	2009
8.	35—	Boo Williams, South Carolina (760 yards)	1998
	35—	Mike Wallace, Ole Miss (861 yards)	2008
	35—	Bryce Sherman, South Carolina (713 yards)	2010

#### CAREER:

1.	119—	Dennis Johnson, Arkansas (2,784 yards)	2008-12
2.	112—	Brandon James, Florida (2,718 yards)	2006-09
3.	110—	Brandon Boykin, Georgia (2,663 yards)	2008-11
4.	107—	Mark Johnson, Vanderbilt (2,263 yards)	1986-88, 90
5.	106—	Chris Culliver, South Carolina (2,476 yards)	2007-2010
6.	95—	Domanick Davis, LSU (2,168 yards)	1999-02
	95—	Derek Abney, Kentucky (2,315 yards)	2000-03
8.	90—	Javier Arenas, Alabama (2,166 yards)	2006-09
9.	85—	Tony Jackson, Vanderbilt (2,004 yards)	1989-93
10.	81—	Derek Pegues, Mississippi State (1,790 yards)	2005-08

### YARDS RETURNED

#### GAME:

1.	243—	Kwane Doster, Vanderbilt vs. Ole Miss (8 returns)	2002
2.	222—	Chris Culliver, South Carolina (8 returns)	2007
3.	207—	LaMarcus Coker, Tennessee (6 returns)	2007
4.	202—	Demond Washington, Auburn vs. Georgia	2009
	202—	Mike Wallace, Ole Miss vs. Vanderbilt (6 returns)	2008
6.	197—	Kerry Goode, Alabama vs. Boston College (4 returns)	1984
7.	196—	George Ranager, Alabama vs. Auburn (5 returns)	1969
8.	191—	Derrick Locke, Kentucky vs. Louisville (4 returns)	2009
9.	190—	Scott Woerner, Georgia vs. Kentucky (6 returns)	1977
10.	188—	Jeff Scott, Ole Miss vs. LSU (7 returns)	2010
11.	187—	Brandon Boykin, Georgia vs. South Carolina (4 returns)	2009
12.	185—	Keenan Burton, Kentucky vs. Louisville (5 returns)	2006
13.	184—	Brandon Boykin, Georgia vs. South Carolina (7 returns)	2011

14.	182—	Tristan Davis, Auburn vs. Arkansas (5 returns)	2008
15.	180—	Jimmy Williams, Vanderbilt vs. Kentucky (6 returns)	1998

#### SEASON:

1.	1,117—	Demond Washington, Auburn (46 returns)	2010
2.	1,050—	Warren Norman, Vanderbilt (40 returns)	2009
3.	1,031—	Dennis Johnson, Arkansas (40 returns)	2009
4.	1,015—	Leon Berry, Mississippi State (38 returns)	2009
5.	988—	Brandon Boykin, Georgia (38 returns)	2009
6.	905—	Dennis Johnson, Arkansas (41 returns)	2008
7.	863—	David Oku, Tennessee (33 returns)	2009
8.	861—	Mike Wallace, Ole Miss (35 returns)	2008
9.	850—	Brandon Boykin, Georgia (38 returns)	2011
10.	845—	Odell Beckham, Jr., LSU (32 returns)	2013
11.	841—	Brandon James, Florida (30 returns)	2007
12.	825—	Brandon Boykin, Georgia (34 returns)	2010
13.	823—	D.J. Moore, Vanderbilt (32 returns)	2007
14.	821—	Chris Culliver, South Carolina (34 returns)	2008
15.	820—	Kio Sanford, Kentucky (33 returns)	1994

#### CAREER:

1.	2,784—	Dennis Johnson, Arkansas (119 returns)	2008-12
2.	2,718—	Brandon James, Florida (112 returns)	2006-09
3.	2,663—	Brandon Boykin, Georgia (110 returns)	2008-11
4.	2,498—	Derek Pegues, Mississippi State (112 returns)	2005-08
5.	2,476—	Chris Culliver, South Carolina (106 returns)	2007-10
6.	2,315—	Derek Abney, Kentucky (95 returns)	2000-03
7.	2,263—	Mark Johnson, Vanderbilt (107 returns)	1986-88, 90
8.	2,168—	Domanick Davis, LSU (95 returns)	1999-02
9.	2,166—	Javier Arenas, Alabama (90 returns)	2006-09
10.	2,004—	Tony Jackson, Vanderbilt (85 returns)	1989-93
11.	1,862—	Tony James, Mississippi State (78 returns)	1989-92
12.	1,854—	Willie Gault, Tennessee (78 returns)	1979-82
13.	1,806—	Trindon Holliday, LSU (74 returns)	2006-09
14.	1,788—	Leonard Scott, Tennessee (77 returns)	1999-02

### YARDS PER RETURN

#### SEASON: (Min. 20)

1.	29.6—	Felix Jones, Arkansas (22 for 652)	2007
2.	29.2—	Solomon Patton, Florida (22 for 642)	2013
3.	28.0—	Brandon James, Florida (30 for 841)	2007
4.	27.9—	Dan Bland, Mississippi State (20 for 558)	1964
	27.9—	Andre Debose, Florida (21 for 587)	2010
6.	27.8—	Derrick Locke, Kentucky (23 for 639)	2009
7.	27.6—	Willie Gault, Tennessee (24 for 662)	1980
8.	27.5—	James Brooks, Auburn (21 for 577)	1979
9.	27.4—	Tristan Davis, Auburn (24 for 657)	2008
10.	27.0—	Leonard Scott, Tennessee (20 for 540)	2000
	27.0—	Tristan Davis, Auburn (28 for 756)	2006

#### SEASON: (Min. 30)

1.	28.0—	Brandon James, Florida (30 for 841)	2007
2.	26.8—	Derek Abney, Kentucky (30 for 804)	2002
3.	26.4—	Odell Beckham, Jr., LSU (32 for 845)	2013
4.	26.2—	Warren Norman, Vanderbilt (40 for 1,050)	2009
	26.2—	David Oku, Tennessee (33 for 863)	2009
6.	26.0—	Brandon Boykin, Georgia (38 for 988)	2009
7.	25.8—	Dennis Johnson, Arkansas (40 for 1,031)	2009
8.	25.7—	D.J. Moore, Vanderbilt (32 for 823)	2007
9.	24.9—	Kio Sanford, Kentucky (33 for 820)	1994
10.	24.8—	Tony Jackson, Vanderbilt (32 for 794)	1992
11.	24.7—	Keenan Burton, Kentucky (31 for 765)	2006
12.	24.6—	Mike Wallace, Ole Miss (35 for 861)	2008
13.	24.3—	Tony Jackson, Vanderbilt (31 for 753)	1993
14.	24.1—	Derek Abney, Kentucky (32 for 772)	2003
	24.1—	Chris Culliver, South Carolina (34 for 821)	2008

#### CAREER: (Min. 30)

1.	28.2—	Felix Jones, Arkansas (62 for 1,749)	2005-07
2.	27.7—	Solomon Patton, Florida (39 for 1,079)	2010-13
3.	27.6—	Bo Carroll, Florida (36 for 992)	1997-99
4.	27.4—	Andre Debose, Florida (58 for 1,592)	2009-Present
5.	27.1—	Derrick Locke, Kentucky (54 for 1,464)	2007-10
	27.1—	Calvin Bird, Kentucky (37 for 1,001)	1958-60
7.	26.7—	Leon Berry, Mississippi State (38 for 1,015)	2009
8.	26.6—	Dan Bland, Mississippi State (42 for 1,118)	1963-65
9.	26.5—	Tristan Davis, Auburn (55 for 1,455)	2005-08
10.	26.1—	Jack Jackson, Florida (39 for 1,019)	1992-94

#### CAREER: (min. 50)

1.	28.2—	Felix Jones, Arkansas (62 for 1,749)	2005-07
2.	27.4—	Andre Debose, Florida (58 for 1,592)	2009-Present
3.	27.1—	Derrick Locke, Kentucky (54 for 1,464)	2007-10
4.	26.5—	Tristan Davis, Auburn (55 for 1,455)	2005-08
5.	26.0—	Demond Washington, Auburn (62 for 1,614)	2007-10
6.	25.6—	Keenan Burton, Kentucky (67 for 1,715)	2003-07
7.	25.4—	Robert Dow, LSU (70 for 1,780)	1973-76
	25.4—	James Brooks, Auburn (68 for 1,726)	1977-80
9.	24.4—	Derek Abney, Kentucky (95 for 2,315)	2000-03
10.	24.3—	Brandon James, Florida (112 for 2,718)	2006-09

### KICKOFF RETURN TOUCHDOWNS

#### SEASON:

1.	3—	Willie Gault, Tennessee	1980
	3—	Brandon Boykin, Georgia	2009
	3—	Warren Norman, Vanderbilt	2009

# RECORDS AND RESULTS



MISSISSIPPI STATE • MISSOURI • SOUTH CAROLINA • TENNESSEE • TEXAS A&M • VANDERBILT

## CAREER:

1.	4—	Willie Gault, Tennessee	1979-82
	4—	Felix Jones, Arkansas	2005-07
	4—	Brandon Boykin, Georgia	2008-11
	4—	<b>Andre Debose, Florida</b>	<b>2009-Present</b>

## LONG KICKOFF RETURNS

### GAME:

1.	100—	Pat Reen, Florida vs. Miami	1940
	100—	Jim Burkett, Alabama vs. Duquesne	1949
	100—	Bobby Duke, Auburn vs. Mississippi State	1953
	100—	Jimmy Burson, Auburn vs. Tennessee-Chattanooga	1960
	100—	Gary Marlin, Alabama vs. Miami	1963
	100—	Ray Ogden, Alabama vs. Auburn	1964
	100—	Sammy Grezaffi, LSU vs. Tennessee	1967
	100—	George Ranager, Alabama vs. Auburn	1969
	100—	Vernon Studdard, Ole Miss vs. Alabama	1970
	100—	Willie Shelby, Alabama vs. Kentucky	1973
	100—	Preston Brown, Vanderbilt vs. Ole Miss	1977
	100—	Sam DeJarnette, Auburn vs. Mississippi State	1980
	100—	Willie Gault, Tennessee vs. Pittsburgh	1980
	100—	Glen Young, Mississippi State vs. LSU	1980
	100—	Eric Martin, LSU vs. Kentucky	1981
	100—	Pierre Goode, Alabama vs. Ole Miss	1988
	100—	Kurt Johnson, Kentucky vs. Georgia	1989
	100—	Jack Jackson, Florida vs. Mississippi State	1993
	100—	Madre Hill, Arkansas vs. LSU	1994
	100—	John Avery, Ole Miss vs. LSU	1996
	100—	Boo Williams, South Carolina vs. Vanderbilt	1997
	100—	John Avery, Ole Miss vs. Alabama	1997
	100—	Craig Yeast, Kentucky vs. Florida	1998
	100—	Peerless Price, Tennessee vs. Alabama	1998
	100—	Leonard Scott, Tennessee vs. Georgia	1999
	100—	Bo Carroll, Florida vs. LSU	1999
	100—	Deuce McAllister, Ole Miss vs. Arkansas	1999
	100—	Tim Carter, Auburn vs. LSU	2000
	100—	Derek Abney, Kentucky vs. Florida	2002
	100—	Fred Reid, Mississippi State vs. Memphis	2003
	100—	Tyrone Prothro, Alabama vs. Kentucky	2005
	100—	Felix Jones, Arkansas vs. Mississippi State	2005
	100—	Keenan Burton, Kentucky vs. Louisville	2006
	100—	Felix Jones, Arkansas vs. Ole Miss	2006
	100—	Derrick Locke, Kentucky vs. Western Kentucky	2008
	100—	Derrick Locke, Kentucky vs. Louisville	2009
	100—	Brandon Boykin, Georgia vs. South Carolina	2009
	100—	Brandon Boykin, Georgia vs. Tennessee	2009
	100—	Brandon Boykin, Georgia vs. Kentucky	2010
	100—	Todd Gurley, Georgia vs. Buffalo	2012
	100—	Onterio McCalebb, Auburn vs. Mississippi State	2012
	100—	Andre Debose, Florida vs. Louisville	2012
	100—	Jaylen Walton, Ole Miss vs. Texas	2012
	100—	Tre Mason, Auburn vs. Washington State	2013
	100—	Solomon Patton, Florida vs. Missouri	2013

## TOTAL KICK RETURNS

### MOST RETURNS

### SEASON:

1.	69—	Brandon James, Florida (37 PR, 32 KOR)	2008
	67—	Javier Arenas, Alabama (41 PR, 26 KOR)	2008
	66—	Thomas Bailey, Auburn (42 PR, 24 KOR)	1991
	66—	Derek Abney, Kentucky (36 PR, 30 KOR)	2002
	61—	Tony James, Mississippi State (40 PR, 21 KOR)	1989
	61—	Derek Abney, Kentucky (29 PR, 32 KOR)	2003
	60—	Domanick Davis, LSU (36 PR, 24 KOR)	2002
	59—	Willie Gault, Tennessee (31 PR, 28 KOR)	1981
	59—	Randall Cobb, Kentucky (28 PR, 31 KOR)	2010
	58—	Sammy Grezaffi, LSU (41 PR, 17 KOR)	1967

### CAREER:

1.	229—	Brandon James, Florida (117 PR, 112 KOR)	2006-09
	215—	Javier Arenas, Alabama (125 PR, 90 KOR)	2006-09
	199—	Tony James, Mississippi State (121 PR, 78 KOR)	1989-92
	199—	Thomas Bailey, Auburn (125 PR, 74 KOR)	1991-94
	190—	Derek Pegues, Mississippi State (78 PR, 112 KOR)	2005-08
	189—	Domanick Davis, LSU (94 KOR, 95 PR)	1999-02
	183—	Derek Abney, Kentucky (88 PR, 95 KOR)	2000-03
	156—	Willie Gault, Tennessee (78 PR, 78 KOR)	1979-82
	139—	Preston Brown, Vanderbilt (59 PR, 80 KOR)	1976-79
	138—	Kurt Johnson, Kentucky (64 PR, 74 KOR)	1989-92

### MOST RETURN YARDS

### GAME:

1.	266—	Nick Turner, Mississippi State vs. Tennessee (4/103 PR, 7/163 KOR)	2003
	243—	Kwane Doster, Vanderbilt vs. Ole Miss (243 KOR)	2002
	237—	Javier Arenas, Alabama vs. LSU (3/69 PR, 8/168 KOR)	2007
	235—	Dicky Lyons, Kentucky vs. LSU (4/75 PR, 4/160 KOR)	1967
	225—	Chris Culliver, South Carolina vs. Arkansas (8/225 KOR)	2007
	223—	Derek Abney, Kentucky vs. Florida (4/69 PR, 4/154 KOR)	2002
	218—	Derek Pegues, Mississippi State vs. Arkansas (3/69 PR, 5/149 KOR)	2007
	212—	Javier Arenas, Alabama (5/147 PR, 2/65 KOR)	2008
	210—	Dale Carter, Tennessee vs. Kentucky (4/62 PR, 4/148 KOR)	1990
	207—	LaMarcus Coker, Tennessee vs. Florida (6/207 KOR)	2007
	207—	Javier Arenas, Alabama (1/73 PR, 5/134 KOR)	2009

## SEASON:

1.	1,348—	Derek Abney, Kentucky (36/544 PR, 30/804 KOR)	2002
	1,264—	Javier Arenas, Alabama (650 PR, 614 KOR)	2008
	1,248—	Brandon James, Florida (37/510 PR, 32/738 KOR)	2008
	1,119—	Thomas Bailey, Auburn (42/528 PR, 24/591 KOR)	1991
	1,117—	Demond Washington, Auburn (0/0 PR, 46/1,117 KOR)	2010
	1,084—	Leon Berry, Mississippi State (9/69 PR, 38/1015 KOR)	2009
	1,095—	Brandon James, Florida (14/254 PR, 30/841 KOR)	2007
	1,059—	Domanick Davis, LSU (36/499 PR, 24/560 KOR)	2002
	1,057—	Derek Abney, Kentucky (29/285 PR, 32/772 KOR)	2003
	1,050—	Warren Norman, Vanderbilt (0 PR, 1,050 KOR)	2009

### CAREER:

1.	4,089—	Brandon James, Florida (117/1,371 PR, 112/2,718 KOR)	2006-09
	3,918—	Javier Arenas, Alabama (1,752 PR, 2,166 KOR)	2006-09
	3,357—	Derek Abney, Kentucky (88/1,042 PR, 95/2,315 KOR)	2000-03
	3,294—	Domanick Davis, LSU (94/1,126 PR, 95/2,168 KOR)	1999-02
	3,290—	Derek Pegues, Mississippi State (112/2,498 KOR, 78/792 PR)	2005-08
	3,194—	Tony James, Mississippi State (121/1,332 PR, 78/1,862 KOR)	1989-92
	3,089—	Brandon James, Florida (83/1,952 KOR, 84/1,127 PR)	2006-09
	2,843—	Brandon Boykin, Georgia (110/2,663 KOR, 14/180 PR)	2008-11
	2,811—	Javier Arenas, Alabama (69/1,565 KOR, 91/1,246)	2006-09
	2,784—	Dennis Johnson, Arkansas (119/2,784 KOR)	2008-12

## YARDS PER RETURN

### GAME:

1.	63.5—	Todd Gurley, Georgia vs. Buffalo (127 yards, 2 rets.)	2012
	52.7—	Deuce McAllister, Ole Miss vs. Arkansas (158 yds., 3 rets.)	1999
	50.0—	Mike Fuller, Auburn vs. Chattanooga (200 yds., 4 rets.)	1974
	49.3—	Kerry Goode, Alabama vs. Boston Coll. (197 yds., 4 rets.)	1984
	48.8—	Bobby Majors, Tennessee vs. Penn State (195 yds., 4 rets.)	1971
	48.7—	Keenan Burton, Kentucky vs. Idaho State (146 yds., 3 rets.)	2005
	48.3—	Dennis Johnson, Arkansas vs. Auburn (145 yds., 3 rets.)	2009
	47.8—	Derrick Locke, Kentucky vs. Louisville (191 yds., 4 rets.)	2009
	47.7—	Derek Abney, Kentucky vs. Arkansas (143 yds., 3 rets.)	2002
	47.0—	Tre Mason, Auburn vs. Washington State (131 yds., 3 rets.)	2013

### SEASON: (Min. 25)

1.	27.0—	Tristan Davis, Auburn (28/756 KOR)	2007
	26.0—	Brandon Boykin, Georgia (39/988 KOR)	2009
	25.8—	Dennis Johnson, Arkansas (40/1,031 KOR)	2009
	25.7—	D.J. Moore, Vanderbilt (32/823 KOR)	2007
	24.9—	Brandon James, Florida (14/254 PR, 30/841 KOR)	2007
	24.4—	Deuce McAllister, Ole Miss (3/30 PR, 25/652 KOR)	1999
	24.3—	Demond Washington, Auburn (0/0 PR, 46/1,117 KOR)	2010
	24.2—	Tony Nathan, Alabama (18/223 PR, 10/212 KOR)	1977
	24.1—	Chris Culliver, South Carolina (34/821 KOR)	2008
	23.8—	Chris Culliver, South Carolina (34/809 KOR)	2007

### CAREER: (Min. 100)

1.	23.4—	Dennis Johnson, Arkansas (119/2,784 KOR)	2008-12
	22.9—	Brandon Boykin, Georgia (110/2,663 KOR, 14/180 PR)	2008-11
	21.1—	Trindon Holliday, LSU (73/1,806 KOR, 43/695 PR)	2006-09
	19.1—	Robert Dow, LSU (37/360 PR, 70/1,780 KOR)	1973-76
	18.5—	Brandon James, Florida (84/1,127 PR, 83/1,962 KOR)	2006-09
	18.4—	Glen Young, Mississippi State (46/512 PR, 66/1,538 KOR)	1979-82
	18.3—	Derek Abney, Kentucky (88/1,042 PR, 95/2,315 KOR)	2000-03
	18.2—	Javier Arenas, Alabama (90/2,166 PR, 125/1,752 KOR)	2006-09
	18.0—	Dicky Lyons, Kentucky (60/1,065 PR, 56/1,188 KOR)	1966-68
	17.5—	Corey Harris, Vanderbilt (32/236 PR, 74/1,614 KOR)	1988-91

## KICK RETURN TOUCHDOWNS

### SEASON:

1.	*6—	Derek Abney, Kentucky (4 PR, 2 KOR)	2002
	5—	Pinky Rohm, LSU (3 PR, 2 KOR)	1937

### CAREER:

1.	8—	Derek Abney, Kentucky (6 PR, 2 KOR)	2000-03
	6—	Lee Nalley, Vanderbilt (5 PR, 1 KOR)	1947-49
	5—	Pinky Rohm, LSU (3 PR, 2 KOR)	1937
	5—	Willie Gault, Tennessee (1 PR, 4 KOR)	1979-82
	5—	Tom McWilliams, Mississippi State (4 PR, 1 KOR)	1944-48
	5—	Brandon James, Florida (4 PR, 1 KOR)	2006-09
	5—	Joe Adams, Arkansas (5 PR)	2008-11
	4—	Doug Cunningham, Ole Miss (3 PR, 1 KOR)	1964-66
	4—	Marcus Rhoden, Mississippi State (3 PR, 1 KOR)	1964-66
	4—	Bobby Majors, Tennessee (4 PR)	1969-71
	4—	Mike Fuller, Auburn (3 PR, 1 KOR)	1972-74
	4—	Steve Tannen, Florida (4 PR)	1967-69
	4—	David Palmer, Alabama (4 PR)	1991-92
	4—	Jacquez Green, Florida (4 PR)	1995-97
	4—	Craig Yeast, Kentucky (1 PR, 3 KOR)	1995-98
	4—	Felix Jones, Arkansas (4 KOR)	2005-07
	4—	Trindon Holliday, LSU (2 KOR, 2 PR)	2006-09
	4—	Brandon Boykin, Georgia (4 KOR)	2008-11
	4—	<b>Andre Debose, Florida (4 KOR)</b>	<b>2009-Present</b>
	4—	<b>Marcus Murphy, Missouri (4 KOR)</b>	<b>2012-Present</b>

## INTERCEPTIONS

### MOST INTERCEPTIONS

### GAME:

1.	4—	Jack Nix, Mississippi State vs. Arkansas	1939
	4—	Junior Rosegreen, Auburn vs. Tennessee	2004
	3—	42 players; Most Recent:	





# RECORDS AND RESULTS

ALABAMA • ARKANSAS • AUBURN • FLORIDA • GEORGIA • KENTUCKY • LSU • OLE MISS

Craig Steltz, LSU vs. Mississippi State..... 2007

### SEASON:

1.	12—	Terry Hoage, Georgia (51 yards).....	1982
2.	10—	Bobby Wilson, Ole Miss (70 yards).....	1949
	10—	Hootie Ingram, Alabama (163 yards).....	1952
	10—	Jake Scott, Georgia (175 yards).....	1968
	10—	Bobby Majors, Tennessee (177 yards).....	1970
	10—	Ben Smith, Georgia (54 yards).....	1989

### CAREER:

1.	20—	Bobby Wilson, Ole Miss (379 yards).....	1946-49
	20—	Chris Williams, LSU (91 yards).....	1977-80
3.	19—	Glen Cannon, Ole Miss (180 yards).....	1967-69
	19—	Antonio Langham, Alabama (229 yards).....	1990-93
5.	18—	Buddy McClinton, Auburn (208 yards).....	1967-69
	18—	Tim Priest, Tennessee (305 yards).....	1968-70
7.	16—	Harry Gilmer, Alabama (234 yards).....	1944-47
	16—	Jake Scott, Georgia (315 yards).....	1967-68
	16—	Mike Jones, Tennessee (305 yards).....	1967-69
	16—	Harry Harrison, Ole Miss (242 yards).....	1971-73
	16—	Jeremiah Castille, Alabama (186 yards).....	1979-82
	16—	John Mangum, Alabama (95 yards).....	1986-89
	16—	Corey Webster, LSU (181 yards).....	2001-04
	16—	Bacarri Rambo, Georgia (293 yards).....	2009-12

### YARDS RETURNED

#### GAME:

1.	162—	Joe Brodsky, Florida vs. Mississippi State (3 int.).....	1956
2.	155—	Greg Long, Kentucky vs. North Texas State (3 int.).....	1981

#### SEASON:

1.	265—	Eric Berry, Tennessee (7 int.).....	2008
2.	244—	Joe Brodsky, Florida (5 int.).....	1956
3.	222—	Eric Berry, Tennessee (5 int.).....	2007
4.	219—	Greg Jackson, LSU (7 int.).....	1988
5.	197—	David Hunter, Kentucky (3 int.).....	1968
6.	192—	Cedric Donaldson, LSU (7 int.).....	1997
7.	191—	Ahmad Black, Florida (7 int.).....	2008
8.	189—	Eli Marichich, Georgia (8 int.).....	1948
9.	182—	Keiwan Ratliff, Florida (9 int.).....	2003
10.	179—	Lito Sheppard, Florida (6 int.).....	2000
	177—	Bobby Majors, Tennessee (10 int.).....	1970

#### CAREER:

1.	494—	Eric Berry, Tennessee (14 int.).....	2007-09
2.	379—	Bobby Wilson, Ole Miss (20 int.).....	1946-49
3.	376—	Darryl Bishop, Kentucky (14 int.).....	1971-73
4.	362—	Ahmad Black, Florida (13 int.).....	2007-10
5.	315—	Jake Scott, Georgia (16 int.).....	1967-68
6.	310—	Wilbur Jamerson, Kentucky (11 int.).....	1947-50
7.	305—	Mike Jones, Tennessee (16 int.).....	1967-69
	305—	Tim Priest, Tennessee (18 int.).....	1968-70
9.	303—	Scott Woerner, Georgia (13 int.).....	1977-80
10.	293—	Conrad Graham, Tennessee (15 int.).....	1970-72
	293—	Bacarri Rambo, Georgia (16 int.).....	2009-12

### YARDS PER INTERCEPTION

#### GAME: (Min. 3)

1.	54.0—	Joe Brodsky, Florida vs. Mississippi State (3/162).....	1956
2.	51.7—	Greg Long, Kentucky vs. North Texas State (3/155).....	1981

#### SEASON: (Min. 5)

1.	48.8—	Joe Brodsky, Florida (5/244).....	1956
2.	44.4—	Eric Berry, Tennessee (5/222).....	2007
3.	37.9—	Eric Berry, Tennessee (7/265).....	2008
4.	34.8—	Jerrell Norton, Arkansas (5/174).....	2007
5.	34.2—	Ahmad Black, Florida (5/171).....	2010
6.	32.0—	Bobby Wilson, Ole Miss (5/160).....	1947
7.	31.3—	Greg Jackson, LSU (7/219).....	1988
8.	29.8—	Lito Sheppard, Florida (6/179).....	2000
	29.8—	Darryl Bishop, Kentucky (5/149).....	1972
	29.8—	Bobby Wilson, Ole Miss (5/149).....	1948

#### SEASON: (Min. 10)

1.	17.7—	Bobby Majors, Tennessee (10/177).....	1970
2.	17.5—	Jake Scott, Georgia, (10/175).....	1968
3.	16.3—	Hootie Ingram, Alabama (10/163).....	1952

#### CAREER: (Min. 10)

1.	35.3—	Eric Berry, Tennessee (14 for 494).....	2007-09
2.	28.2—	Wilbur Jamerson, Kentucky (11 for 310).....	1947-50
3.	27.8—	Ahmad Black, Florida (13 for 362).....	2007-10
4.	26.8—	Darryl Bishop, Kentucky (14/376).....	1971-73
5.	26.0—	Craig Steltz, LSU (11 for 286).....	2004-07
6.	25.5—	Jackie Walker, Tennessee (11/281).....	1969-71
7.	24.4—	Eddie Brown, Tennessee (10/244).....	1971-73
8.	23.9—	David Langner, Auburn (12/287).....	1971-73
9.	23.6—	Greg Jackson, LSU (11/260).....	1985-88
10.	23.3—	Scott Woerner, Georgia (13/303).....	1978-80

#### CAREER: (Min. 15)

1.	19.7—	Jake Scott, Georgia (16/315).....	1967-68
2.	19.5—	Conrad Graham, Tennessee (15/293).....	1970-72
3.	19.1—	Mike Jones, Tennessee (16/305).....	1967-69
	19.1—	Fred Weary, Florida (15).....	1994-97
5.	19.0—	Bobby Wilson, Ole Miss (20/379).....	1946-49

### INTERCEPTION TOUCHDOWNS

#### GAME:

1.	*2—	Johnthan Banks, Mississippi State vs. Florida.....	2009
	*2—	Joe Brodsky, Florida vs. Mississippi State.....	1956
	*2—	Jake Scott, Georgia vs. Kentucky.....	1968

#### CAREER:

1.	*5—	Jackie Walker, Tennessee (32 games).....	1969-71
2.	4—	Trey Wilson, Vanderbilt (49 games).....	2009-12
3.	3—	Conrad Graham, Tennessee (33 games).....	1970-72
	3—	Dallas Owens, Kentucky (44 games).....	1974-77
	3—	Kevin Porter, Auburn (44 games).....	1984-87
	3—	Greg Jackson, LSU (44 games).....	1985-88
	3—	Antonio Langham, Alabama (34 games).....	1990-93
	3—	Orlando Watters, Arkansas (34 games).....	1991-93
	3—	Brian Robinson, Auburn (33 games).....	1992-94
	3—	Jonathan Zenon, LSU (41 games).....	2004-07
	3—	Derek Pegues, Mississippi State (35 games).....	2005-08
	3—	Eric Berry, Tennessee (26 games).....	2007-09
	3—	Walter McFadden, Auburn (49 games).....	2006-09
	3—	Prentiss Waggner, Tennessee (26 games).....	2009-12
	3—	C.J. Mosley, Alabama (38 games).....	2010-13
	3—	Bacarri Rambo, Georgia (47 games).....	2009-12

### LONG INTERCEPTION RETURNS

#### GAME:

1.	100—	Ray Hapes, Ole Miss vs. Ouachita.....	1937
	100—	Bob Davis, Kentucky vs. Washington & Lee.....	1937
	100—	Ray Martin, Tennessee vs. Louisville.....	1953
	100—	Jackie Simpson, Florida vs. Mississippi State.....	1955
	100—	Joe Brodsky, Florida vs. Mississippi State.....	1956
	100—	Charlie Britt, Georgia vs. Florida.....	1959
	100—	Louis Guy, Ole Miss vs. Tennessee.....	1962
	100—	White Graves, LSU vs. Kentucky.....	1964
	100—	Dave Hunter, Kentucky vs. West Virginia.....	1968
	100—	Greg Jackson, LSU vs. Mississippi State.....	1988
	100—	Jerrell Norton, Arkansas vs. North Texas.....	2007
	100—	Anthony Johnson, Mississippi State vs. Alabama.....	2007
	100—	Johnthan Banks, Mississippi State vs. Florida.....	2009
	100—	Walter McFadden, Auburn vs. Northwestern.....	2009
	100—	Archibald Barnes, Vanderbilt vs. Tennessee.....	2011
	100—	Trey Wilson, Vanderbilt vs. Presbyterian.....	2012

### TACKLES

#### TACKLES

#### CAREER:

1.	547—	Andy Spiva, Tennessee.....	1973-76
2.	528—	Freddie Smith, Auburn.....	1976-79
	528—	Jeff Herrod, Ole Miss.....	1984-87
4.	521—	Jim Kovach, Kentucky.....	1974-76, 1978
5.	482—	Chris Chenault, Kentucky.....	1985-88
6.	475—	David Little, Florida.....	1977-80
	475—	Jeff Kremer, Kentucky.....	1984-87
8.	472—	Kem Coleman, Ole Miss.....	1974-77
9.	470—	Marty Moore, Kentucky.....	1990-93
10.	467—	Scot Brantley, Florida.....	1976-79
	467—	Ben Zambiasi, Georgia.....	1974-77
	467—	Ray Costict, Mississippi State.....	1973-76

### SACKS

#### SACKS

#### CAREER:

1.	52.0—	Derrick Thomas, Alabama.....	1985-88
2.	49.0—	Billy Jackson, Mississippi State.....	1980-83
3.	37.0—	Ben Williams, Ole Miss.....	1972-75
4.	36.0—	David Pollack, Georgia.....	2001-04
5.	33.0—	Alex Brown, Florida.....	1998-01
6.	32.0—	Reggie White, Tennessee.....	1980-83
7.	29.0—	Richard Tardits, Georgia.....	1985-88
	29.0—	Eric Norwood, South Carolina.....	2006-09
9.	28.0—	Jimmy Payne, Georgia.....	1978-82
	28.0—	Leonard Little, Tennessee.....	1995-97
28.0—		Jarvis Jones, Georgia.....	2011-12

# RECORDS AND RESULTS



MISSISSIPPI STATE • MISSOURI • SOUTH CAROLINA • TENNESSEE • TEXAS A&M • VANDERBILT

## SOUTHEASTERN CONFERENCE TEAM OFFENSE RECORDS

### RUSHING MOST RUSHES

**GAME:**

1.	89—	Georgia vs. Kentucky	1967
2.	86—	Auburn vs. Vanderbilt	1951
3.	83—	LSU vs. Wyoming	1977
4.	82—	LSU vs. Florida	1977
	82—	Alabama vs. Baylor	1979
	82—	Auburn vs. Ole Miss	1985
7.	80—	Ole Miss vs. Mississippi State	1949
	80—	Alabama vs. Vanderbilt	1972
	80—	Arkansas vs. Ole Miss	2001
10.	79—	Georgia Tech vs. Sewanee	1935
	79—	LSU vs. Florida	1978

**SEASON:**

1.	763—	Alabama (3,792 yards in 11 games)	1979
2.	729—	Auburn (4,596 yards in 14 games)	2013
3.	724—	Kentucky (2,661 yards in 11 games)	1975
4.	707—	Alabama (3,082 yards in 11 games)	1981
5.	705—	Alabama (3,565 yards in 11 games)	1971
6.	704—	Alabama (3,332 yards in 11 games)	1972
7.	697—	Alabama (3,268 yards in 11 games)	1977
8.	693—	Georgia (3,075 yards in 11 games)	1976
9.	691—	Georgia (3,377 yards in 11 games)	1971
10.	686—	Alabama (3,288 yards in 11 games)	1974

### YARDS GAINED

**GAME:**

1.	748—	Alabama vs. Virginia Tech (63 rushes)	1973
2.	638—	Tulane vs. Mississippi College	1937
3.	606—	Vanderbilt vs. Tennessee Poly.	1942
4.	565—	Auburn vs. Southwestern Louisiana (58 rushes)	1985
5.	547—	Vanderbilt vs. Air Force (60 rushes)	1978
6.	545—	Auburn vs. Missouri (43 rushes)	2013
7.	542—	Arkansas vs. South Carolina (58 rushes)	2007
8.	532—	Mississippi State vs. Union (60 rushes)	1941
9.	531—	Alabama vs. Ole Miss (73 rushes)	1971
	531—	Florida vs. Utah (50 rushes)	1977

**SEASON:**

1.	4,596—	Auburn (729 rushes in 14 games)	2013
2.	4,027—	Alabama (664 rushes in 11 games)	1973
3.	3,987—	Auburn (652 rushes in 14 games)	2010
4.	3,792—	Alabama (763 rushes in 11 games)	1979
5.	3,725—	Arkansas (625 rushes in 13 games)	2007
6.	3,565—	Alabama (705 rushes in 11 games)	1971
7.	3,438—	Auburn (620 rushes in 11 games)	1985
8.	3,392—	Alabama (704 rushes in 11 games)	1972
9.	3,381—	Alabama (632 rushes in 11 games)	1980
10.	3,352—	LSU (674 rushes in 11 games)	1977

### YARDS PER GAME

1.	366.1—	Alabama (4,927 in 11 games)	1973
2.	344.7—	Alabama (3,792 in 11 games)	1979
3.	328.3—	Auburn (4,596 in 14 games)	2013
4.	324.1—	Alabama (3,565 in 11 games)	1971
5.	312.5—	Auburn (3,438 in 11 games)	1985
6.	307.4—	Alabama (3,381 in 11 games)	1980
7.	306.8—	Tennessee (3,068 in 10 games)	1951
8.	306.3—	Ole Miss (3,063 in 10 games)	1957
9.	304.7—	LSU (3,352 in 11 games)	1977
10.	303.4—	Georgia (3,377 in 11 games)	1971

### YARDS PER RUSH

**GAME:**

1.	11.88—	Auburn vs. Western Carolina (43 for 511)	2013
2.	11.87—	Alabama vs. Virginia Tech (63 for 748)	1973
3.	11.20—	Florida vs. Charleston Southern (33 for 369)	2009
4.	11.14—	Auburn vs. Ball State (35 for 390)	2005
5.	10.66—	Tennessee vs. Tennessee Tech (44 for 469)	1951
6.	10.65—	Florida vs. The Citadel (37 for 394)	2008
7.	10.52—	Texas A&M vs. Oklahoma (31 for 326)	2012
8.	10.14—	LSU vs. Rice (43 for 436)	1987
9.	9.74—	Auburn vs. Southwestern Louisiana (58 for 565)	1985
10.	9.73—	Auburn vs. Vanderbilt (45 for 438)	1979
	9.73—	Arkansas vs. Eastern Michigan (30 for 292)	2009
12.	9.72—	Ole Miss vs. Auburn (53 for 515)	1951
13.	9.66—	Georgia vs. Louisiana-Monroe (29 for 280)	2005
14.	9.51—	Alabama vs. Arkansas (37 for 352)	2013
15.	9.50—	Ole Miss vs. Tulane (40 for 380)	1990

**SEASON:**

1.	6.8—	LSU (360 for 2,632)	1945
2.	6.3—	Auburn (729 for 4,596)	2013
3.	6.1—	Alabama (664 for 4,027)	1973
	6.1—	Auburn (652 for 3,987)	2010
5.	6.0—	Arkansas (625 for 3,725)	2007

6.	5.94—	Arkansas (539 for 3,199)	2006
	5.94—	Florida (545 for 3,236)	2008
8.	5.93—	Tennessee (442 for 2,621)	1993
9.	5.92—	Alabama (586 for 3,007)	1950
10.	5.90—	Texas A&M (533 for 3,147)	2012

### PASSING MOST ATTEMPTS

**GAME:**

1.	69—	LSU vs. Auburn (33 comp.)	1999
2.	67—	Kentucky vs. Arkansas (47 comp.)	1998
	67—	Kentucky vs. LSU (42 comp.)	1997
4.	66—	Florida vs. Auburn (33 comp.)	1969
5.	65—	Tennessee vs. Florida (37 comp.)	1996
	65—	Georgia vs. Florida (36 comp.)	1993
7.	63—	Kentucky vs. Louisville (34 comp.)	1999
	63—	Vanderbilt vs. Alabama (31 comp.)	1989
	63—	Georgia vs. Georgia Tech (37 comp.)	2000
10.	62—	Kentucky vs. Mississippi State (40 comp.)	1997
	62—	Tennessee vs. LSU (37 comp.)	2000
	62—	Kentucky vs. Tennessee (39 comp.)	2007

**SEASON:**

1.	574—	Kentucky (414 comp.)	1998
2.	564—	Kentucky (322 comp.)	2000
3.	562—	Kentucky (374 comp.)	1997
4.	534—	Tennessee (333 comp.)	2007
5.	528—	Kentucky (331 comp.)	2007
6.	519—	Vanderbilt (296 comp.)	1983
7.	503—	Florida (290 comp.)	1992
8.	492—	Tennessee (296 comp.)	1997
	492—	Texas A&M (329 comp.)	2012
10.	490—	Ole Miss (310 comp.)	2013

### COMPLETIONS

**GAME:**

1.	47—	Kentucky vs. Vanderbilt (58 attempts)	1998
	47—	Kentucky vs. Arkansas (67 attempts)	1998
3.	42—	Kentucky vs. LSU (67 attempts)	1997
	42—	Ole Miss vs. Arkansas (56 attempts)	2002
5.	41—	Kentucky vs. Georgia (55 attempts)	1997
6.	40—	Kentucky vs. Mississippi State (62 attempts)	1997
	40—	Kentucky vs. Florida (61 attempts)	1998
	40—	South Carolina vs. Mississippi State (46 attempts)	1995
9.	39—	Kentucky vs. Indiana (54 attempts)	1998
	39—	Kentucky vs. LSU (50 attempts)	1998
	39—	South Carolina vs. East Carolina (61 attempts)	1994
	39—	Kentucky vs. Georgia (58 attempts)	2000
	39—	Kentucky vs. Tennessee (62 attempts)	2007

**SEASON:**

1.	414—	Kentucky (574 attempts)	1998
2.	374—	Kentucky (562 attempts)	1997
3.	339—	Texas A&M (489 attempts)	2013
4.	333—	Tennessee (534 attempts)	2007
5.	331—	Kentucky (528 attempts)	2007
6.	329—	Texas A&M (492 attempts)	2012
7.	322—	Kentucky (564 attempts)	2000
8.	310—	Ole Miss (490 attempts)	2013
9.	304—	Kentucky (468 attempts)	1999
10.	301—	Arkansas (465 attempts)	2010

### COMPLETION PERCENTAGE

**GAME: (Min. 20 atts.)**

1.	96.0—	Tennessee vs. South Carolina (24 of 25)	1998
2.	95.0—	Ole Miss vs. Tulane (19 of 20)	1982
3.	91.3—	South Carolina vs. Missouri (21 of 23)	2012
4.	90.0—	Auburn vs. Furman (27 of 30)	2009
5.	88.5—	South Carolina vs. Wisconsin (23 of 26)	2013
6.	86.9—	Kentucky vs. Florida (20 of 23)	1986
7.	86.2—	Tennessee vs. Memphis (25 of 29)	2006
	86.2—	LSU vs. Mississippi State (25 of 29)	2013
9.	85.7—	LSU vs. Alabama (18 of 21)	2006
10.	85.2—	Arkansas vs. South Carolina (23 of 27)	2009

**GAME: (Min. 30 atts.)**

1.	90.0—	Auburn vs. Furman (27-30)	2009
2.	88.6—	Florida vs. Cincinnati (31 of 35)	2009
3.	86.9—	South Carolina vs. Mississippi State (40 of 46)	1995
4.	85.0—	Kentucky vs. Connecticut (34 of 40)	1999
5.	82.4—	Georgia vs. Vanderbilt (28 of 34)	2002
6.	82.1—	Texas A&M vs. Mississippi State (32 of 39)	2012
7.	81.2—	LSU vs. South Carolina (26 of 32)	2003
8.	81.0—	Kentucky vs. Vanderbilt (47 of 58)	1998
9.	80.6—	Ole Miss vs. Middle Tennessee (25 of 31)	2001
10.	80.0—	Georgia vs. LSU (28 of 35)	1998
	80.0—	Arkansas vs. Missouri State (28 of 35)	2011



# RECORDS AND RESULTS

ALABAMA • ARKANSAS • AUBURN • FLORIDA • GEORGIA • KENTUCKY • LSU • OLE MISS

## GAME: (Min. 40 atts.)

1.	86.9—	South Carolina vs. Mississippi State (40 of 46)	1995
2.	85.0—	Kentucky vs. Connecticut (34 of 40)	1999
3.	81.0—	Kentucky vs. Vanderbilt (47 of 58)	1998
4.	80.0—	Arkansas vs. Missouri State (28 of 35)	2011
5.	79.5—	LSU vs. Alabama (35 of 44)	2001
6.	77.8—	Kentucky vs. Mississippi State (35 of 45)	1998
	77.8—	Kentucky vs. Eastern Kentucky (35 of 45)	1998
8.	77.5—	Tennessee vs. Georgia (31 of 40)	1997
9.	77.3—	South Carolina vs. Vanderbilt (34 of 44)	1995
10.	77.1—	Kentucky vs. Northeast Louisiana (37 of 48)	1997

## SEASON: (Min. 100 atts.)

1.	72.1—	Kentucky (414 of 574)	1998
2.	69.9—	Alabama (253 of 362)	2010
3.	69.3—	Texas A&M (339 of 489)	2013
4.	68.8—	Florida (203 of 295)	1982
5.	68.5—	Auburn (211 of 308)	2004
6.	68.4—	Florida (249 of 364)	2009
7.	67.1—	South Carolina (282 of 420)	1995
8.	66.9—	Texas A&M (329 of 492)	2012
9.	66.8—	Alabama (219 of 328)	2012
10.	66.6—	LSU (245 of 368)	2006

## SEASON: (Min. 300 atts.)

1.	72.1—	Kentucky (414 of 574)	1998
2.	69.9—	Alabama (253 of 362)	2010
3.	69.3—	Texas A&M (339 of 489)	2013
4.	68.5—	Auburn (211 of 308)	2004
5.	68.4—	Florida (249 of 364)	2009
6.	67.1—	South Carolina (282 of 420)	1995
7.	66.9—	Texas A&M (329 of 492)	2012
8.	66.8—	Alabama (219 of 328)	2012
9.	66.6—	LSU (245 of 368)	2006
10.	66.5—	Kentucky (374 of 562)	1997
	66.5—	Florida (240 of 361)	2007

## PASSING

### YARDS GAINED

#### GAME:

1.	585—	Kentucky vs. Vanderbilt (47 of 58)	1998
2.	571—	Kentucky vs. Louisville (36 of 47)	1998
3.	545—	Tennessee vs. Kentucky (26 of 36)	1997
4.	544—	Georgia vs. Southern Miss. (30 of 47)	1993
5.	528—	Kentucky vs. Georgia (39 of 58)	2000
	528—	LSU vs. Alabama (35 of 44)	2001
7.	512—	Florida vs. Southwestern Louisiana (34 of 50)	1993
8.	510—	Arkansas vs. Texas A&M (30 of 51)	2011
9.	507—	Florida vs. Mississippi State (29 of 49)	2001
10.	506—	Florida vs. Northern Illinois (34 of 54)	1995

#### SEASON:

1.	4,593—	Texas A&M (339 of 489)	2013
2.	4,534—	Kentucky (414 of 574)	1998
3.	4,457—	Florida (299 of 464)	2001
4.	4,338—	Arkansas (301 of 465)	2010
5.	4,330—	Florida (287 of 457)	1995
6.	4,114—	Texas A&M (329 of 492)	2012
7.	4,085—	Georgia (293 of 459)	2013
8.	4,072—	Florida (284 of 488)	1993
9.	4,019—	Kentucky (374 of 562)	1997
10.	4,007—	Florida (234 of 412)	1996

### YARDS PER GAME

1.	412.2—	Kentucky (4,534 in 11 games)	1998
2.	405.2—	Florida (4,457 in 11 games)	2001
3.	365.4—	Kentucky (4,019 in 11 games)	1997
4.	360.8—	Florida (4,330 in 12 games)	1995
5.	353.3—	Texas A&M (4,593 in 13 games)	2013
6.	346.1—	Florida (3,807 in 11 games)	1998
7.	339.3—	Florida (4,072 in 12 games)	1993
8.	338.3—	Georgia (3,721 in 11 games)	1994
9.	335.4—	Kentucky (3,689 in 11 games)	2000
10.	333.9—	Florida (4,007 in 12 games)	1996

### YARDS PER ATTEMPT

#### SEASON:

1.	*13.4—	Alabama (94 for 1,261)	1973
2.	10.4—	Alabama (111 for 1,156)	1981
3.	10.2—	Georgia (153 for 1,567)	1974
4.	10.1—	Auburn (296 for 3,002)	2010
5.	10.0—	Georgia (399 for 3,991)	2012
6.	9.9—	Auburn (292 for 2,897)	2004
	9.9—	Alabama (362 for 3,395)	2010
8.	9.7—	Florida (412 for 4,007)	1996
9.	9.6—	Florida (304 for 2,924)	1985
	9.6—	Florida (464 for 4,457)	2001

\*—NCAA record

## TOUCHDOWNS

#### GAME:

1.	9—	Florida vs. Central Michigan	1997
2.	8—	Kentucky vs. Louisville	1998
	8—	Kentucky vs. North Dakota	1950
	8—	Florida vs. New Mexico State	1994
5.	7—	Kentucky vs. Indiana	1997
	7—	Florida vs. Northern Illinois	1995
	7—	Alabama vs. Southern Miss	1950
	7—	LSU vs. Ohio	1989
	7—	Florida vs. Southwestern Louisiana	1993
	7—	Florida vs. Kentucky	1998
	7—	Florida vs. Georgia	1995
	7—	Tennessee vs. Kentucky	2007

#### SEASON:

1.	48—	Florida (12 games)	1995
2.	43—	Florida (12 games)	1994
	43—	Florida (11 games)	2001
4.	42—	Florida (12 games)	1996
5.	41—	Florida (12 games)	1993
6.	40—	Kentucky (13 games)	2007
	40—	Texas A&M (13 games)	2013
8.	39—	Kentucky (11 games)	1998
9.	37—	Kentucky (11 games)	1997
	37—	Tennessee (12 games)	1997
	37—	Georgia (14 games)	2011
	37—	Georgia (14 games)	2012

## INTERCEPTIONS

#### GAME:

1.	9—	Florida vs. Auburn	1969
2.	8—	Alabama vs. Tennessee	1970
	8—	Mississippi State vs. Alabama	1936
4.	6—	Mississippi State vs. LSU	2007

#### SEASON:

1.	33—	Kentucky (227 atts., 110 comp.)	1997
2.	32—	Georgia (265 atts., 121 comp.)	1951
3.	31—	Vanderbilt (519 atts., 296 comp.)	1983
4.	30—	Vanderbilt (254 atts., 90 comp.)	1972
5.	29—	Auburn (151 atts., 63 comp.)	1948
6.	28—	Kentucky (286 atts., 139 comp.)	1982
7.	27—	South Carolina (452 atts., 249 comp.)	2008
8.	25—	Mississippi State (153 atts., 40 comp.)	1949
	25—	Georgia (247 atts., 118 comp.)	1953
	25—	Tulane	1958
	25—	Auburn (286 atts., 126 comp.)	1968
	25—	Alabama (322 atts., 175 comp.)	1970
	25—	Kentucky (284 atts., 133 comp.)	1980
	25—	LSU (405 atts., 200 comp.)	1999
	25—	Mississippi State (395 atts., 207 comp.)	2003

## FEWEST INTERCEPTIONS

#### GAME: (Min. 45 atts.)

0	interceptions		
	Tennessee vs. Clemson (56 atts.)		2003
	Kentucky vs. Vanderbilt (56 atts.)		1985
	Tennessee vs. Southern Miss (54 atts.)		1997
	Vanderbilt vs. Tennessee (53 atts.)		1983
	Alabama vs. Florida State (53 atts.)		2007
	Georgia vs. South Carolina (51 atts.)		1994
	South Carolina vs. Arkansas (51 atts.)		2007
	Florida vs. Southwestern Louisiana (50 atts.)		1993
	Ole Miss vs. Tennessee (50 atts.)		1982
	Florida vs. Ball State (50 atts.)		2000
	Kentucky vs. Florida (50 atts.)		2007
	LSU vs. Tennessee (49 atts.)		1989
	Kentucky vs. Middle Tennessee (48 atts.)		2008
	Kentucky vs. Florida (48 atts.)		1999
	Kentucky vs. Indiana (48 atts.)		2000
	Florida vs. Mississippi State (48 atts.)		2001
	Kentucky vs. Louisville (47 atts.)		1998
	Vanderbilt vs. Ole Miss (47 atts.)		1989
	Georgia vs. Southern Miss. (47 atts.)		1993
	South Carolina vs. Vanderbilt (47 atts.)		1993
	Tennessee vs. California (47 atts.)		2007
	LSU vs. Arkansas (47 atts.)		2007
	Alabama vs. Tennessee (46 atts.)		1989
	South Carolina vs. Mississippi State (46 atts.)		1995
	Florida vs. South Carolina (46 atts.)		2000
	Kentucky vs. Louisville (46 atts.)		2007
	Alabama vs. Tennessee (46 atts.)		2007
	Florida vs. N. Illinois (45 atts.)		1991
	Georgia vs. Tennessee (45 atts.)		1994
	Auburn vs. LSU (45 atts.)		1997
	Kentucky vs. Eastern Kentucky (45 atts.)		1998
	Arkansas vs. Vanderbilt (48 atts.)		2010
	Arkansas vs. Texas A&M (51 atts.)		2011
	Arkansas vs. Mississippi State (45 atts.)		2011
	Texas A&M vs. SMU (45 atts.)		2012
	Texas A&M vs. Arkansas (47 atts.)		2012



# RECORDS AND RESULTS



MISSISSIPPI STATE • MISSOURI • SOUTH CAROLINA • TENNESSEE • TEXAS A&M • VANDERBILT

## SEASON: (Min. 100 atts.)

1.1:195.8—	South Carolina (4 in 383)	2013
2.1:109.3—	Alabama (3 in 328)	2012
3.1:104.0—	Alabama (1 in 104)	1980
4.1:97.8—	Tennessee (4 in 391)	1995
5.1:88.8—	Georgia (4 in 355)	1991
6.1:87.5—	Auburn (2 in 175)	1982
7.1:74.8—	Alabama (4 in 299)	1997
8.1:72.8—	Florida (5 in 364)	2009
9.1:72.6—	Georgia (5 in 363)	2004
10.1:69.2—	Alabama (5 in 346)	2008

## SEASON: (Min. 200 atts.)

1.1:195.8—	South Carolina (4 in 383)	2013
2.1:109.3—	Alabama (3 in 328)	2012
3.1:97.8—	Tennessee (4 in 391)	1995
4.1:88.8—	Georgia (4 in 355)	1991
5.1:74.8—	Alabama (4 in 299)	1997
6.1:72.6—	Georgia (5 in 363)	2004
7.1:72.8—	Florida (5 in 364)	2009
8.1:72.4—	Alabama (5 in 362)	2010
9.1:69.2—	Alabama (5 in 346)	2008
10.1:67.3—	Arkansas (7 in 417)	2011

## SEASON: (Min. 300 atts.)

1.1:195.8—	South Carolina (4 in 383)	2013
1.1:109.3—	Alabama (3 in 328)	2012
2.1:97.8—	Tennessee (4 in 391)	1995
3.1:88.8—	Georgia (4 in 355)	1991
4.1:72.8—	Florida (5 in 364)	2009
5.1:72.6—	Georgia (5 in 363)	2004
6.1:69.2—	Alabama (5 in 346)	2008
7.1:67.3—	Arkansas (7 in 417)	2011
8.1:65.8—	Florida (5 in 329)	2008
9.1:62.3—	Kentucky (7 in 436)	2006
10.1:61.7—	Georgia (7 in 432)	1993

## SEASON: (Min. 400 atts.)

1.1:67.3—	Arkansas (7 in 417)	2011
2.1:62.3—	Kentucky (7 in 436)	2006
3.1:61.7—	Georgia (7 in 432)	1993
4.1:50.9—	Kentucky (9 in 458)	2010
5.1:49.2—	Texas A&M (10 in 492)	2012
6.1:48.7—	Arkansas (9 in 439)	2009
7.1:46.9—	Tennessee (9 in 422)	2003
8.1:46.3—	Ole Miss (9 in 417)	2001
9.1:44.9—	Ole Miss (10 in 449)	2003
10.1:44.5—	Georgia (10 in 445)	2002
1:44.5—	Tennessee (12 in 534)	2007

## TOTAL OFFENSE MOST PLAYS

### GAME:

1.	110—	Kentucky vs. Tennessee	2007
2.	106—	Arkansas vs. Ole Miss	2001
3.	105—	Georgia vs. Kentucky	1967
4.	102—	Alabama vs. Miami	1969
5.	101—	Auburn vs. Ole Miss	1985
6.	100—	Ole Miss vs. Wyoming	2004
7.	99—	LSU vs. Tulane	1969
	99—	Auburn vs. Tennessee	1990
	99—	Georgia vs. Georgia Tech	1999
10.	98—	Ole Miss vs. Chattanooga	1969
	98—	LSU vs. Tulane	1968
	98—	LSU vs. Wyoming	1978
	98—	Arkansas vs. Texas A&M	2012

### SEASON:

1.	1,054—	LSU (6,152 yards)	2007
2.	1,025—	Texas A&M (7,261 yards)	2012
3.	1,023—	Georgia (5,324 yards)	2003
4.	1,018—	Ole Miss (6,153 yards)	2013
5.	1,016—	Georgia (5,719 yards)	2011
6.	1,014—	Auburn (7,018 yards)	2013
7.	1,013—	Kentucky (5,764 yards)	2007
8.	994—	LSU (5,857 yards)	2003
9.	993—	Tennessee (5,621 yards)	2007
10.	981—	Georgia (5,389 yards)	2002

## YARDS GAINED

### GAME:

1.	833—	Alabama vs. Virginia Tech (748 rushing, 85 passing)	1973
2.	801—	Kentucky vs. Louisville (230 rushing, 571 passing)	1998
3.	798—	Vanderbilt vs. Davidson (430 rushing, 368 passing)	1969
4.	774—	Florida vs. West Texas State (394 rushing, 380 passing)	1982
5.	751—	Ole Miss vs. Troy (382 rushing, 369 passing)	2013
6.	746—	LSU vs. Rice (502 rushing, 244 passing)	1977
7.	716—	Texas A&M vs. Arkansas (218 rushing, 498 passing)	2012
8.	714—	Texas A&M vs. Sam Houston State (214 rushing, 500 passing)	2013
9.	713—	Arkansas vs. North Texas (446 rushing, 267 passing)	2007
	713—	Georgia vs. Florida Atlantic (328 rushing, 385 passing)	2012

### SEASON:

1.	7,261—	Texas A&M (3,147 rushing, 4,114 passing, 13 games)	2012
----	--------	--	------

2.	7,018—	Auburn (4,596 rushing, 2,422 passing, 14 games)	2013
3.	6,999—	Texas A&M (2,406 rushing, 4,593 passing, 13 games)	2013
4.	6,989—	Auburn (3,987 rush, 3,003 pass, 14 games)	2010
5.	6,547—	Georgia (2,556 rush, 3,991 pass, 14 games)	2012
6.	6,413—	Florida (2,083 rush, 4,330 pass, 12 games)	1995
7.	6,410—	Florida (3,105 rush, 3,305 pass, 13 games)	2009
8.	6,294—	Georgia (2,209 rush, 4,085 pass, 13 games)	2013
9.	6,237—	Alabama (3,185 rush, 3,052 pass, 14 games)	2012
10.	6,231—	Florida (3,236 rush, 2,995 pass, 14 games)	2008

## YARDS GAINED TWO TEAMS

1.	1,329—	Tennessee (695) vs. Kentucky (634)	1997
2.	1,302—	Kentucky (801) vs. Louisville (501)	1998
3.	1,293—	Texas A&M (678) vs. Louisiana Tech (615)	2012
4.	1,231—	Texas A&M (716) vs. Arkansas (515)	2012
5.	1,218—	Vanderbilt (621) vs. Kentucky (597)	2006

## YARDS PER GAME

1.	558.5—	Texas A&M (7,261 yards in 13 games)	2012
2.	538.4—	Texas A&M (6,999 yards in 13 games)	2013
3.	534.4—	Florida (6,413 in 12 games)	1995
4.	534.2—	Kentucky (5,876 in 11 games)	1998
5.	527.5—	Florida (5,803 in 11 games)	2001
6.	503.9—	Florida (6,047 in 12 games)	1996
7.	501.3—	Auburn (7,018 in 14 games)	2013
8.	499.2—	Auburn (6,989 in 14 games)	2010
9.	485.0—	Auburn (4,850 in 10 games)	1970
10.	484.2—	Georgia (6,294 in 13 games)	2013

## YARDS PER PLAY

### GAME:

1.	11.9—	Alabama vs. Virginia Tech (70 for 833)	1973
	11.9—	Florida vs. The Citadel (59 for 705)	2008
3.	11.6—	Auburn vs. Chattanooga (54 for 628)	2010
4.	11.1—	Florida vs. Central Michigan (64 for 708)	1997
5.	10.9—	Tennessee vs. Kentucky (54 for 590)	2000
	10.9—	Auburn vs. Western Carolina (65 for 712)	2013
7.	10.8—	Florida vs. Georgia Southern (61 for 658)	1996
	10.8—	LSU vs. Furman (62 for 672)	2013
9.	10.7—	Tennessee vs. Kentucky (65 for 695)	1997
10.	10.6—	Tennessee vs. Louisville (44 for 465)	1953

### SEASON:

1.	7.40—	Florida (6,413 in 867)	1995
2.	7.37—	Auburn (6,989 in 948)	2010
3.	7.36—	Florida (5,803 in 788)	2001
4.	7.30—	Texas A&M (6,999 in 954)	2013
5.	7.10—	Florida (6,231 in 874)	2008
6.	7.09—	Auburn (4,850 in 648)	1970
7.	7.08—	Florida (6,047 in 854)	1996
	7.08—	Arkansas (6,273 in 886)	2010
	7.08—	Georgia (6,547 in 924)	2012
	7.08—	Texas A&M (7,261 in 1,025)	2012

## FIRST DOWNS MOST RUSHING

### GAME:

1.	28—	Auburn vs. Ole Miss	1985
2.	27—	Vanderbilt vs. Davidson	1969
	27—	Georgia vs. South Carolina	1974
	27—	LSU vs. Wyoming	1977
5.	26—	Alabama vs. Ole Miss	1971
	26—	Alabama vs. Virginia Tech	1973
	26—	Mississippi State vs. Colorado State	1981
	26—	Georgia vs. Memphis State	1982
26—	Auburn vs. Missouri	2013	

### SEASON:

1.	305—	Mississippi State	2013
2.	229—	Auburn	2013
3.	213—	Alabama	1979
4.	211—	Auburn	1969
5.	208—	Auburn	1985
6.	202—	Auburn	2010
7.	192—	Alabama	1973
8.	188—	Alabama	1971
9.	186—	Georgia	1975
	186—	LSU	1977

## MOST PASSING

### GAME:

1.	27—	Kentucky vs. Tennessee	2007
2.	25—	South Carolina vs. Mississippi State	1995
3.	24—	Kentucky vs. Louisville	1998
	24—	Florida vs. Louisiana-Monroe	2001
5.	23—	Kentucky vs. Vanderbilt	1998
	23—	LSU vs. Alabama	2001
	23—	Ole Miss vs. Texas Tech	2002
	23—	Texas A&M vs. Sam Houston State	2013
9.	22—	Kentucky vs. Northeast Louisiana	1997
	22—	South Carolina vs. Georgia	1995



# RECORDS AND RESULTS

ALABAMA • ARKANSAS • AUBURN • FLORIDA • GEORGIA • KENTUCKY • LSU • OLE MISS

22—	Georgia vs. LSU	1998
22—	Florida vs. Mississippi State	2000
22—	Texas A&M vs. Arkansas	2012

### SEASON:

1.	204—	Texas A&M	2013
2.	196—	Kentucky	1998
3.	194—	Florida	2001
4.	184—	Georgia	2013
5.	182—	Florida	1993
	182—	Kentucky	2007
7.	181—	Florida	1995
8.	180—	Kentucky	1997
	180—	Texas A&M	2012
10.	177—	Tennessee	1997

### TOTAL

### GAME:

1.	40—	Vanderbilt vs. Davidson	1969
2.	39—	Auburn vs. Ole Miss	1985
3.	38—	Vanderbilt vs. Washington & Lee	1952
	38—	Texas A&M vs. Sam Houston State	2013
5.	37—	Kentucky vs. Louisville	1998
	37—	Auburn vs. Western Carolina	2002
	37—	Kentucky vs. Tennessee	2007
8.	36—	Florida vs. LSU	1996
	36—	Ole Miss vs. Memphis State	1980
	36—	Florida vs. Western Michigan	1999
	36—	Texas A&M vs. Mississippi State	2012

### SEASON:

1.	357—	Texas A&M	2012
2.	356—	Texas A&M	2013
3.	344—	Auburn	2010
4.	335—	Kentucky	2007
5.	334—	Auburn	2013
6.	327—	Florida	1995
7.	324—	Georgia	2013
8.	317—	Ole Miss	2013
9.	316—	LSU	2007
10.	314—	Florida	2009

### PUNTING MOST PUNTS

### GAME:

1.	36—	Kentucky vs. Washington & Lee	1934
2.	23—	Florida vs. Georgia Tech	1938
3.	21—	Georgia Tech vs. Florida	1938
	21—	Mississippi State vs. Tulane	2005
5.	20—	Ole Miss vs. LSU	1934
	20—	Mississippi State vs. TCU	1936
7.	17—	LSU vs. Mississippi State	1940
	17—	LSU vs. Tennessee	1942
9.	16—	Vanderbilt vs. Louisville	1971

### SEASON:

1.	*139—	Tennessee	1937
2.	112—	Auburn	1939
3.	110—	Florida	1937
4.	101—	Kentucky	1933
5.	96—	Ole Miss	1938
	96—	Mississippi State	1967
7.	94—	Kentucky	1996
	94—	Tennessee	1958
9.	92—	Alabama	1941
	92—	Alabama	1946
	92—	Kentucky	1970

\*—NCAA Record

### YARDS PUNTING

### GAME:

1.	1,386—	Kentucky vs. Washington & Lee (36 punts)	1934
2.	904—	Georgia Tech vs. Florida (21 punts)	1938
3.	899—	Florida vs. Georgia Tech (23 punts)	1938
4.	882—	Mississippi State vs. Tulane (21 punts)	2005
5.	780—	Ole Miss vs. LSU (20 punts)	1934
6.	666—	Mississippi State vs. TCU (20 punts)	1966
7.	664—	LSU vs. Mississippi State (17 punts)	1940

### SEASON:

1.	5,620—	Tennessee (139 punts)	1937
2.	4,844—	Auburn (112 punts)	1939
3.	4,394—	Kentucky (101 punts)	1933
4.	3,745—	Ole Miss	1940
5.	3,625—	Vanderbilt (79 punts)	1996
6.	3,597—	Kentucky (94 punts)	1996
7.	3,581—	Ole Miss (79 punts)	1985
8.	3,567—	Mississippi State (96 punts)	1967
9.	3,528—	Vanderbilt (78 punts)	1982
10.	3,497—	Alabama (92 punts)	2012

### PUNTING AVERAGE

### GAME: (Min. 10)

1.	52.0—	Kentucky vs. Cincinnati (10 for 520)	1944
2.	48.1—	Ole Miss vs. Missouri (10 for 481)	1973
3.	47.5—	Mississippi State vs. South Carolina (10 for 475)	1996
4.	47.3—	LSU vs. Ole Miss (10 for 473)	1960
5.	46.6—	Alabama vs. Mississippi State	1958

### GAME: (Min. 20)

1.	43.0—	Georgia Tech vs. Florida	1938
2.	42.0—	Mississippi State vs. Tulane (21 for 882)	2005
3.	39.1—	Florida vs. Georgia Tech (23 for 899)	1938

### SEASON:

1.	48.1—	Georgia (56 for 2,691)	2009
2.	47.6—	Vanderbilt (59 for 2,810)	1984
3.	46.9—	Auburn (51 for 2,393)	1993
4.	46.3—	Texas A&M (45 for 2,085)	2013
5.	46.2—	Ole Miss (63 for 2,913)	2010
6.	46.0—	LSU (54 for 2,486)	1997
7.	45.9—	Vanderbilt (79 for 3,625)	1996
	45.9—	Ole Miss (66 for 3,029)	1979
9.	45.8—	Auburn (57 for 2,610)	1985
10.	45.7—	Auburn (47 for 2,149)	2006

### PUNT RETURNS MOST RETURNS

### GAME:

1.	20—	Mississippi State vs. TCU (128 yards)	1936
2.	13—	LSU vs. Tulane (126 yards)	1937
	13—	Ole Miss vs. Union (203 yards)	1940
4.	11—	Vanderbilt vs. N.C. State	1946
5.	10—	Alabama vs. Kentucky	1946
	10—	Tennessee vs. Tennessee Tech	1947
	10—	Alabama vs. Mississippi State (59 yards)	1967
	10—	Kentucky vs. Tennessee	1976
	10—	Florida vs. San Jose State	2003

### SEASON:

1.	71—	Alabama (783 yards)	1946
2.	70—	Mississippi State (778 yards)	1936
3.	68—	Tennessee (844 yards)	1939
	68—	Tennessee (974 yards)	1940
5.	61—	Mississippi State (542 yards)	1940
6.	56—	Ole Miss (837 yards)	1940
7.	55—	Vanderbilt (907 yards)	1948
	55—	Alabama (438 yards)	1975
9.	52—	Tennessee (452 yards)	2000
10.	50—	Georgia (746 yards)	2002

### YARDS RETURNED

### GAME:

1.	272—	Florida vs. Kentucky (11 returns)	1996
2.	246—	Texas A&M vs. South Carolina State (8 returns)	2012
3.	225—	Mississippi State vs. Chattanooga (8 returns)	1946
4.	208—	Auburn vs. UT-Chattanooga (6 returns)	1974
5.	205—	LSU vs. Ole Miss (6 returns)	1970
6.	204—	Alabama vs. LSU (5 returns)	1947
7.	203—	Ole Miss vs. Union (13 returns)	1940
	203—	Vanderbilt vs. Kentucky (6 returns)	1948
9.	202—	Georgia vs. Oregon State (5 returns)	1971
10.	195—	Kentucky vs. Vanderbilt (6 returns)	1981

### SEASON:

1.	974—	Tennessee (68 returns)	1940
2.	907—	Vanderbilt (55 returns)	1948
3.	844—	Tennessee (68 returns)	1939
4.	837—	Ole Miss (56 returns)	1940
5.	800—	Tennessee	1951
6.	783—	Alabama (71 returns)	1946
7.	778—	Mississippi State (70 returns)	1936
8.	746—	Georgia (50 returns)	2002
9.	726—	Alabama (52 returns)	1941
9.	724—	Georgia (57 returns)	1941
10.	701—	Alabama (49 returns)	2008

### YARDS PER RETURN

### GAME (Min. 3):

1.	45.0—	Ole Miss vs. Arkansas (3 for 135)	2000
2.	40.8—	Alabama vs. LSU (5 for 204)	1991
3.	40.4—	Georgia vs. Oregon State (5 for 202)	1971
4.	38.7—	Ole Miss vs. SMU (3 for 116)	1998
5.	36.0—	Arkansas vs. Ole Miss (4 for 144)	2010
6.	35.6—	Georgia vs. Western Kentucky (5 for 178)	2006
7.	34.0—	Kentucky vs. Mississippi State (4 for 136)	2002
	34.0—	Ole Miss vs. Georgia (3 for 102)	2011
8.	33.8—	Vanderbilt vs. Kentucky (6 for 203)	1948
9.	32.5—	Kentucky vs. Vanderbilt (6 for 195)	1981
10.	31.0—	Georgia vs. Tennessee (3 for 93)	1965

### SEASON:

1.	20.8—	Mississippi State (25 for 521)	1971
----	-------	--------------------------------	------

# RECORDS AND RESULTS



MISSISSIPPI STATE • MISSOURI • SOUTH CAROLINA • TENNESSEE • TEXAS A&M • VANDERBILT

2.	20.5—	Mississippi State (22 for 450)	1965
3.	20.4—	Kentucky (18 for 368)	2006
4.	19.7—	Florida (32 for 630)	1947
5.	18.8—	Ole Miss (36 for 676)	1948
6.	17.6—	Georgia (24 for 422)	2008
6.	17.2—	Kentucky (25 for 595)	2005
7.	17.0—	Florida (26 for 441)	1948
8.	16.6—	Auburn (35 for 580)	1974
9.	16.5—	Georgia (33 for 544)	1980
10.	16.1—	Auburn (40 for 642)	1973

26.4—	Kentucky (44 for 1,161)	2008	
26.4—	Florida (40 for 1,055)	2009	
9.	26.3—	Florida (53 for 1,392)	2010
10.	25.9—	Auburn (36 for 934)	2006

## KICKOFF RETURNS

### MOST RETURNS

#### GAME:

1.	11—	Ole Miss vs. Alabama	1989
	11—	Kentucky vs. Florida	1994
3.	10—	Mississippi State vs. Houston	1969
	10—	Mississippi State vs. Tulane	1949
	10—	Arkansas vs. Auburn	2010
6.	9—	Alabama vs. Southern Cal.	1970
	9—	Vanderbilt vs. Alabama	1990
	9—	Vanderbilt vs. Auburn	1990
	9—	Vanderbilt vs. Tennessee	1993
	9—	South Carolina vs. Florida	2001
	9—	Kentucky vs. Georgia	2004
	9—	Tennessee vs. Florida	2007
	9—	South Carolina vs. Arkansas	2007
	9—	Ole Miss vs. Georgia	2011
	9—	Ole Miss vs. Alabama	2011

#### SEASON:

1.	63—	Kentucky	2007
	63—	Auburn	2009
	63—	Ole Miss	2010
	63—	Auburn	2010
5.	62—	Kentucky	2000
6.	60—	Tennessee	2007
	60—	Georgia	2009
8.	59—	Ole Miss	2007
	59—	Kentucky	2010
10.	58—	Vanderbilt	1990
11.	57—	Tennessee	2009
12.	56—	Vanderbilt	1986
	56—	Vanderbilt	1987
	56—	Kentucky	2009
	56—	Ole Miss	2011

### YARDS RETURNED

#### GAME:

1.	287—	Kentucky vs. Idaho State (5 returns)	2005
2.	260—	Tennessee vs. Florida (9 returns)	2007
3.	259—	Alabama vs. Auburn (8 returns)	1969
4.	257—	Auburn v. Utah State (7 returns)	2011
5.	254—	Kentucky vs. Louisville (6 returns)	2009
6.	252—	Georgia vs. South Carolina (7 returns)	2009
7.	250—	Alabama vs. Boston College (7 returns)	1984
8.	243—	Vanderbilt vs. Ole Miss (8 returns)	2002
	243—	South Carolina vs. Arkansas (9 returns)	2007
10.	234—	Ole Miss vs. Alabama (11 returns)	1989

#### SEASON:

1.	1,493—	Auburn (63 returns)	2009
2.	1,482—	Auburn (63 returns)	2010
3.	1,462—	Tennessee (60 returns)	2007
4.	1,394—	Kentucky (63 returns)	2007
5.	1,392—	Florida (53 returns)	2010
6.	1,369—	Tennessee (57 returns)	2009
7.	1,349—	Ole Miss (63 returns)	2010
8.	1,343—	Kentucky (59 returns)	2010
9.	1,327—	Georgia (60 returns)	2009
10.	1,316—	Kentucky (56 returns)	2009

### YARDS PER RETURN

#### GAME: (Min. 3)

1.	66.7—	Kentucky vs. Vanderbilt (3 for 200)	1945
2.	57.4—	Kentucky vs. Idaho State (5 for 287)	2005
3.	52.7—	Ole Miss vs. Arkansas (3 for 158)	1999
4.	48.3—	Arkansas vs. Mississippi State (3 for 145)	2006
5.	47.0—	Auburn vs. Washington State (3 for 141)	2013
6.	46.0—	Mississippi State vs. Southern Miss (3 for 138)	1966
7.	45.7—	Ole Miss vs. Arkansas (3 for 137)	1940
8.	44.7—	Ole Miss vs. Alabama (3 for 134)	1997
9.	44.5—	Arkansas vs. South Carolina (4 for 178)	2011
10.	44.3—	Florida vs. Ole Miss (3 for 133)	1988

#### SEASON:

1.	29.2—	Arkansas (33 for 965)	2005
2.	28.8—	Mississippi State (19 for 547)	1940
3.	27.8—	Alabama (19 for 529)	1963
4.	26.6—	Georgia	1947
5.	26.4—	Alabama (17 for 449)	1964
	26.4—	Kentucky (42 for 1,109)	2005

## SCORING

### MOST POINTS

#### GAME:

1.	93—	LSU vs. Southwestern Louisiana	1936
2.	92—	Ole Miss vs. West Tennessee Teachers	1935
3.	89—	Alabama vs. Delta State	1951
4.	83—	Kentucky vs. North Dakota	1950
5.	82—	Florida vs. Central Michigan	1997
6.	81—	Georgia vs. Mercer	1941
7.	77—	Alabama vs. Virginia Tech	1973
	77—	LSU vs. Rice	1977
	77—	Florida vs. West Texas State	1982
	77—	South Carolina vs. Kent.	1995
	77—	Kentucky vs. Texas-El Paso	2002
12.	76—	Georgia vs. The Citadel	1958
	76—	Auburn vs. UT-Chattanooga	1995
14.	75—	Georgia vs. Florida	1942
15.	73—	Florida vs. Kentucky	1994
	73—	Auburn vs. Louisiana-Monroe	2003
17.	72—	Kentucky vs. Tennessee Tech	1972
18.	71—	Alabama vs. Vanderbilt	1945
	71—	Kentucky vs. Southern Miss	1949
	71—	Florida vs. Vanderbilt	2001
21.	70—	Georgia vs. Furman	1946
	70—	Kentucky vs. Xavier	1946
	70—	LSU vs. Arkansas State	1991
	70—	Georgia vs. Northeast Louisiana	1994
	70—	Florida vs. New Mexico State	1994
	70—	Tennessee vs. Louisiana-Monroe	2000
	70—	Florida vs. The Citadel	2008
	70—	Texas A&M vs. South Carolina State	2012
	70—	South Carolina vs. Coastal Carolina	2013

#### SEASON:

1.	611—	Florida (14 games)	2008
2.	578—	Texas A&M (13 games)	2012
3.	577—	Auburn (14 games)	2010
4.	575—	Texas A&M (13 games)	2013
5.	559—	Florida (12 games)	1996
6.	553—	Auburn (14 games)	2013
7.	552—	Florida (13 games)	2007
8.	542—	Alabama (14 games)	2012
9.	541—	LSU (14 games)	2007
10.	534—	Florida (12 games)	1995

### MOST POINTS - TWO TEAMS (OVERTIME GAMES ONLY)

1.	134—	Arkansas (71) vs. Kentucky (63) [7 OT]	2003
2.	114—	Arkansas (58) vs. Ole Miss (56) [7OT]	2001
3.	105—	Georgia (56) vs. Auburn (49) [4OT]	1996
4.	102—	Tennessee (52) vs. Kentucky (50) [4OT]	2007
5.	99—	Georgia Tech (51) vs. Georgia (48) [OT]	1999
	99—	Missouri (51) at Tennessee (48) [4OT]	2012
7.	98—	Arkansas (50) vs. LSU (48) [3OT]	2007
8.	97—	Ole Miss (48) vs. Jacksonville State (49) [2 OT]	2010
9.	94—	Tennessee (51) vs. Alabama (43) [5 OT]	2003

### MOST POINTS - TWO TEAMS (DOES NOT INCLUDE OVERTIME)

1.	116—	Texas A&M (59) vs. Louisiana Tech (57)	2012
2.	108—	Auburn (65) vs. Arkansas (43)	2010
3.	104—	South Carolina (65) vs. Mississippi State (39)	1995
4.	102—	Kentucky (68) vs. Louisville (34)	1998
5.	101—	Auburn (59) vs. Missouri (42)	2013
6.	100—	Texas A&M (52) vs. Duke (48)	2013
7.	99—	Florida (62) vs. Tennessee (37)	1995
8.	98—	East Carolina (56) vs. South Carolina (42)	1994
9.	97—	Georgia (62) vs. Vanderbilt (35)	1984
	97—	Texas (66) vs. Ole Miss (31)	2012

### POINTS PER GAME

1.	46.6—	Florida (559 in 12 games)	1996
2.	44.5—	Florida (534 in 12 games)	1995
	44.5—	Texas A&M (578 in 13 games)	2012
4.	44.2—	Texas A&M (575 in 13 games)	2013
5.	44.0—	Alabama (396 in 9 games)	1945
6.	43.8—	Florida (482 in 11 games)	2001
7.	43.6—	Florida (611 in 14 games)	2008
8.	43.4—	Florida (521 in 12 games)	1994
9.	42.8—	Tennessee (471 in 11 games)	1993
10.	42.5—	Florida (552 in 13 games)	2007

### MOST TOUCHDOWNS

#### GAME:

1.	14—	Ole Miss vs. West Tennessee Teachers	1935
	14—	LSU vs. Southwestern Louisiana	1936





# RECORDS AND RESULTS

ALABAMA • ARKANSAS • AUBURN • FLORIDA • GEORGIA • KENTUCKY • LSU • OLE MISS

3.	13—	Alabama vs. Delta State	1951
4.	12—	Kentucky vs. North Dakota	1950
	12—	Florida vs. Central Michigan	1997
6.	11—	South Carolina vs. Kent.	1995
	11—	Auburn vs. UT-Chattanooga	1995
	11—	Alabama vs. Virginia Tech	1973
	11—	LSU vs. Rice	1977
	11—	Florida vs. West Texas State	1982
	11—	Kentucky vs. Texas-El Paso	2002

	26—	LSU	2007
6.	25—	Florida	1984
	25—	Ole Miss	2003
	25—	Alabama	2007
9.	24—	Tennessee	1985
	24—	Florida	2001
	24—	Florida	1999
	24—	Florida	2011

### SEASON:

1.	82—	Florida (14 games)	2008
2.	78—	Texas A&M (13 games)	2012
	78—	Texas A&M (13 games)	2013
4.	76—	Florida (12 games)	1996
5.	75—	Florida (13 games)	2007
	75—	Auburn (14 games)	2010
7.	74—	Florida (12 games)	1995
8.	73—	Auburn (14 games)	2013
9.	72—	Georgia (14 games)	2012
10.	69—	Florida (12 games)	1994

### MOST FIELD GOALS

#### GAME:

1.	6—	Auburn vs. Kentucky	1982
	6—	Florida vs. Florida State	1983
	6—	Florida vs. Kentucky	1984
	6—	Alabama vs. SW Louisiana	1990
	6—	Georgia vs. Georgia Tech	2001
6.	5—	Auburn vs. Florida	1977
	5—	Tennessee vs. Kentucky	1978
	5—	Florida vs. Ole Miss	1980
	5—	Tennessee vs. Kentucky	1982
	5—	Tennessee vs. Memphis State	1982
	5—	Ole Miss vs. Tulane	1991
	5—	Kentucky vs. Mississippi State	1994
	5—	Mississippi State vs. N.C. State	1995
	5—	Auburn vs. UAB	1996
	5—	Mississippi State vs. Arkansas	1998
	5—	Tennessee vs. Florida	2000
	5—	South Carolina vs. Georgia	2009
	5—	Alabama vs. Ole Miss	2009
	5—	Ole Miss vs. Louisiana-Lafayette	2010
	5—	Mississippi State vs. UAB	2010
	5—	Florida vs. Tennessee	2011
	5—	Alabama vs. LSU, BCS Championship Game	2011

#### SEASON:

1.	31—	Georgia	2003
2.	30—	Alabama	2009
3.	27—	Tennessee	1982
4.	26—	Georgia	2002

### MOST PAT KICKS

#### GAME:

1.	11—	Kentucky vs. North Dakota	1950
	11—	Alabama vs. Delta State	1951
	11—	Alabama vs. Virginia Tech	1973
	11—	LSU vs. Rice	1977
	11—	Florida vs. West Texas State	1982
	11—	South Carolina vs. Kent.	1995
	11—	Kentucky vs. Texas-El Paso	2002

#### SEASON:

1.	82—	Florida	2008
2.	77—	Texas A&M	2012
3.	74—	Auburn	2010
4.	73—	Texas A&M	2013
5.	72—	Florida	1995
	72—	Florida	2007
7.	71—	Florida	1996
8.	66—	Auburn	2013
9.	65—	Florida	1994
10.	63—	LSU	2007
	63—	Florida	2009
	63—	Georgia	2012

### CONSECUTIVE PAT KICKS

1.	209—	Auburn (Robert Bironas 1, Damon Duval 130, Philip Yost 23, John Vaughn 55)	1999-04
2.	199—	Alabama (Peter Kim 54, Paul Trodd 4, Terry Sanders 1, Van Tiffin 135, Philip Doyle 5)	1981-87
4.	168—	Tennessee (John Becksvort 161, Jeff Hall 7)	1991-94
5.	130—	Georgia (Rex Robinson 101, Kevin Butler 29)	1977-81
6.	119—	Georgia (Blair Walsh 119)	2008-10
7.	116—	Mississippi State (Adam Carlson 47, Brent Smith 35, Keith Andrews 32, John Michael Marlin 2)	2002-07
9.	114—	Florida (Bart Edmiston 114)	1995-96
10.	113—	Georgia (Billy Bennett 113)	2000-03
11.	109—	LSU (David Brownlyke 109)	1986-89
12.	108—	Ole Miss (Jonathan Nichols 108)	2001-04
13.	107—	Auburn (John Vaughn 107)	2004-06

### MOST POINTS IN A TIE GAME

37-37—	Alabama vs. Florida State	1967
--------	---------------------------	------

## SOUTHEASTERN CONFERENCE TEAM DEFENSE RECORDS

### RUSHING DEFENSE

#### FEWEST RUSHES ALLOWED

#### GAME:

1.	13—	Florida vs. Vanderbilt	1983
	13—	Alabama vs. Vanderbilt	1989
3.	14—	Florida vs. Georgia	1993
	14—	Tennessee vs. Georgia	1994
	14—	Ole Miss vs. Texas Tech	2008
	14—	Alabama vs. Clemson	2008
	14—	Alabama vs. Florida	2009
8.	15—	Arkansas vs. Auburn	1995
	15—	Arkansas vs. South Carolina	2006
	15—	Arkansas vs. Hawaii	2006

#### SEASON:

1.	231—	Tennessee (9 games)	1945
2.	300—	Ole Miss (10 games)	1962
3.	321—	Alabama (10 games)	1961
4.	328—	Mississippi State (10 games)	1936
5.	334—	Mississippi State (10 games)	1946
6.	335—	Alabama (12 games)	1999
7.	338—	Tennessee (11 games)	2000
8.	347—	Florida (11 games)	2001
9.	352—	Georgia (11 games)	1997
	352—	Alabama (9 games)	1945

#### FEWEST YARDS ALLOWED

#### GAME:

1.	-93—	Kentucky vs. Kansas State	1970
2.	-85—	Auburn vs. Miami	1968
3.	-78—	Mississippi State vs. Florida	2000
4.	-64—	Ole Miss vs. Mississippi State	2008
5.	-56—	Florida vs. Arkansas	1997
6.	-50—	LSU vs. Ole Miss	1982

	-50—	Georgia vs. Kentucky	1999
8.	-49—	Alabama vs. Houston	1962
	-49—	Georgia vs. VMI	1967
10.	-48—	Alabama vs. Michigan State	2010
11.	-43—	LSU vs. Mercer	1940
12.	-39—	Kentucky vs. Evansville	1947
13.	-36—	Florida vs. Northeast Louisiana	1998
	-36—	Auburn vs. Florida	2001
15.	-30—	Auburn vs. Tennessee	1957
16.	-29—	Kentucky vs. Vanderbilt	1996
17.	-28—	Florida vs. Auburn	1997
18.	-27—	Arkansas vs. Texas	2000
19.	-22—	Florida vs. Ole Miss	1994
	-22—	Ole Miss vs. Vanderbilt	1970

#### SEASON:

1.	305—	Alabama (9 games)	1938
2.	385—	Tennessee (9 games)	1945
3.	389—	LSU (10 games)	1969
4.	410—	Alabama (9 games)	1945
5.	505—	Mississippi State (10 games)	1940
6.	574—	LSU (11 games)	1970
7.	588—	Alabama (10 games)	1962
8.	596—	Georgia (10 games)	1941
9.	610—	Ole Miss (9 games)	1962
10.	660—	Alabama (12 games)	1992

#### FEWEST YARDS PER GAME

1.	33.9—	Alabama (305 yards in 9 games)	1938
2.	38.9—	LSU (389 yards in 10 games)	1969
3.	39.1—	Alabama (352 yards in 9 games)	1945
4.	42.8—	Tennessee (385 yards in 9 games)	1945
5.	50.5—	Mississippi State (505 yards in 10 games)	1940
6.	52.2—	LSU (574 yards in 11 games)	1970
7.	54.2—	Georgia (596 yards in 11 games)	1941
8.	55.0—	Alabama (660 yards in 12 games)	1992
	55.0—	Alabama (10 games)	1961

# RECORDS AND RESULTS



MISSISSIPPI STATE • MISSOURI • SOUTH CAROLINA • TENNESSEE • TEXAS A&M • VANDERBILT

9.	58.8—	Alabama (588 yards in 10 games)	1962
10.	63.2—	Auburn (695 yards in 11 games)	1988

## FEWEST YARDS PER RUSH

### GAME:

1.	-3.95—	Kentucky vs. Kansas State (-91 in 23 rushes)	1970
2.	-3.54—	Mississippi State vs. Florida (-78 in 22 rushes)	2000
3.	-2.37—	Ole Miss vs. Mississippi State (-64 in 27 rushes)	2008
4.	-2.08—	Georgia vs. Kentucky (-50 in 24 rushes)	1999
5.	-2.00—	Auburn vs. Florida (-36 in 18 rushes)	2001
6.	-1.98—	Auburn vs. Miami (-85 in 43 rushes)	1968

### SEASON:

1.	0.95—	Alabama (305 yards in 321 rushes)	1938
2.	1.09—	LSU (384 yards in 353 rushes)	1969
3.	1.44—	Mississippi State (505 yards in 350 rushes)	1940
4.	1.61—	LSU (574 yards in 356 rushes)	1970
5.	1.67—	Tennessee (385 yards in 231 rushes)	1945
	1.67—	Alabama (660 yards in 395 rushes)	1992
7.	1.71—	Alabama (550 yards in 321 rushes)	1961
8.	1.73—	Kentucky (788 yards in 455 rushes)	1949
	1.73—	Auburn (674 yards in 390 rushes)	1957
10.	1.82—	Ole Miss (741 yards in 408 rushes)	1966

## FEWEST RUSHING TOUCHDOWNS ALLOWED

### SEASON:

1.	*0—	Tennessee	1939
	*0—	Ole Miss	1963
3.	1—	Ole Miss	1959
4.	2—	Ole Miss	1954
	2—	Ole Miss	1961
	2—	LSU	1970
	2—	Alabama	1979
8.	3—	Ole Miss	1962
	3—	Ole Miss	1966
	3—	Florida	1984
	3—	Auburn	1988
	3—	Tennessee	1999
	3—	Alabama	2011

\*NCAA Record

## PASSING DEFENSE

### FEWEST PASSES

### GAME:

1.	*0—	Kentucky vs. Tennessee	1952
	0—	Tennessee vs. Georgia Tech	1977
	0—	Florida vs. Georgia Southern	2013
4.	1—	Mississippi State vs. Union	1942
	1—	Tennessee vs. Mississippi State	1950
	1—	Vanderbilt vs. Tennessee	1951

### SEASON:

1.	73—	Georgia Tech (10 games)	1957
2.	84—	Florida (9 games)	1946
3.	87—	Alabama (10 games)	1955
4.	88—	Alabama (9 games)	1938
5.	92—	Florida (10 games)	1955
6.	93—	Tulane (10 games)	1957
7.	96—	Kentucky (10 games)	1955
8.	102—	Mississippi State (9 games)	1950
9.	103—	Mississippi State (10 games)	1936
	103—	LSU (10 games)	1955

## FEWEST COMPLETIONS

### GAME:

Several teams with 0  
Last Team: Georgia vs. Cal State-Fullerton . . . . . 1992

### SEASON:

1.	31—	Alabama (9 games)	1938
	31—	Georgia Tech (10 games)	1957
3.	33—	Tulane (10 games)	1957
4.	35—	Kentucky (10 games)	1955
5.	36—	Auburn (11 games)	1936
6.	37—	Florida (10 games)	1955
	37—	Kentucky (10 games)	1957
8.	39—	Florida (9 games)	1957
9.	40—	Mississippi State (10 games)	1936
	40—	Alabama (10 games)	1955
	40—	LSU (10 games)	1955

## LOWEST COMPLETION PERCENTAGE

### GAME:

Several teams with 0  
Last Team: Florida vs. Georgia Southern . . . . . 2013

### SEASON:

1.	27.1—	Auburn (36 of 133)	1950
2.	31.9—	Ole Miss (52 of 163)	1950

3.	32.2—	Kentucky (37 of 115)	1957
4.	33.1—	Ole Miss (44 of 133)	1957
5.	35.2—	Alabama (43 of 122)	1954
6.	35.5—	Alabama (61 of 172)	1949
	35.5—	Tulane (33 of 93)	1957
8.	35.6—	Kentucky (48 of 135)	1954
9.	35.7—	Florida (50 of 140)	1950
10.	35.8—	Tulane (67 of 187)	1949
	35.8—	Alabama (78 of 218)	1979

## FEWEST YARDS

### GAME:

1.	-10—	Auburn vs. Alabama (1 comp.)	1952
2.	-3—	Tennessee vs. Kentucky (1 comp.)	1949
3.	-3—	Georgia Tech vs. South Carolina (1 comp.)	1949
4.	-1—	Kentucky vs. LSU	1953
	-1—	Florida vs. Vanderbilt (1 comp.)	1958

### SEASON:

1.	291—	Alabama (9 games)	1945
2.	325—	Mississippi State (10 games)	1936
3.	334—	Georgia Tech (10 games)	1957
4.	392—	Tennessee (10 games)	1939
5.	412—	Tulane (10 games)	1951
6.	420—	Florida (10 games)	1955
7.	457—	Alabama (10 games)	1959
8.	477—	Florida (9 games)	1957
9.	479—	Kentucky (10 games)	1955
10.	500—	Ole Miss (10 games)	1957

## FEWEST TOUCHDOWNS

### SEASON:

1.	*0—	Tennessee (10 games)	1939
	0—	Florida (10 games)	1954
2.	1—	Ole Miss (10 games)	1956
	1—	Ole Miss (11 games)	1957
	1—	Ole Miss (11 games)	1959
	1—	Ole Miss (11 games)	1961
6.	3—	LSU (10 games)	1959

## INTERCEPTIONS

### GAME:

1.	9—	Georgia vs. Presbyterian (42 passes)	1943
	9—	Auburn vs. Florida (66 passes)	1969
3.	8—	Tennessee vs. Alabama (51 passes)	1970
	8—	Alabama vs. Mississippi State (24 passes)	1936
	8—	LSU vs. Villanova (38 passes)	1951
6.	7—	Ole Miss vs. Southwestern	1939
	7—	Alabama vs. Auburn (24 passes)	1965
	7—	Ole Miss vs. Houston (31 passes)	1966
	7—	Kentucky vs. Florida (52 passes)	1993

\*—NCAA record

### SEASON:

1.	36—	Tennessee	1970
2.	35—	Georgia	1982
3.	34—	Auburn	1969
4.	33—	Georgia	1946
5.	30—	Tennessee	1969
6.	29—	Kentucky	1949
7.	28—	Ole Miss	1940
	28—	Kentucky	1950
9.	27—	LSU	1984
	27—	LSU	1986

## INTERCEPTION RETURN YARDS

### GAME:

1.	*240—	Kentucky vs. Ole Miss (6 ints.)	1949
2.	214—	Tennessee vs. South Carolina (5 ints.)	1971

### SEASON:

1.	*782—	Tennessee (25 ints.)	1971
2.	719—	Kentucky (29 ints.)	1949

## INTERCEPTION RETURN TOUCHDOWNS

### SEASON:

1.	*7—	Tennessee	1971
2.	6—	Kentucky	1949
	6—	Mississippi State	1994
4.	5—	LSU	2003
	5—	Mississippi State	2007
	5—	Florida	2008
	5—	South Carolina	2010
8.	4—	Tennessee	2008
	4—	Mississippi State	1998
	4—	Tennessee	1990
	4—	LSU	1991
	4—	Auburn	1993
	4—	Auburn	1994
	4—	Georgia	2000
	4—	Mississippi State	2000



# RECORDS AND RESULTS

ALABAMA • ARKANSAS • AUBURN • FLORIDA • GEORGIA • KENTUCKY • LSU • OLE MISS

4—	Arkansas	2000
4—	Georgia	2002
4—	Tennessee	2010

## TOTAL DEFENSE

### FEWEST PLAYS

#### GAME:

1.	24—	Ole Miss vs. South Carolina	1947
2.	30—	Auburn vs. Ole Miss	1985
3.	33—	Tennessee vs. Vanderbilt	1946
4.	34—	Alabama vs. Southern Miss	1954
5.	35—	Mississippi State vs. Howard	1963
6.	37—	Vanderbilt vs. Chattanooga	1950
	37—	Mississippi State vs. Florida	1956

#### SEASON:

1.	368—	Tennessee	1945
2.	431—	Mississippi State	1936
3.	439—	Ole Miss	1963
4.	446—	Ole Miss	1962
5.	470—	Mississippi State	1950
6.	494—	Florida	1957
7.	495—	Auburn	1964
8.	506—	Auburn	1954
9.	516—	Georgia Tech	1955
10.	517—	Ole Miss	1959

### FEWEST YARDS

#### GAME:

1.	-30—	Auburn vs. Tennessee	1958
2.	-4—	Alabama vs. Houston	1962
3.	0—	Ole Miss vs. Sewanee	1938
4.	1—	Kentucky vs. Citadel	1949
5.	9—	Auburn vs. Ole Miss	1985
6.	13—	Tennessee vs. Vanderbilt	1952

#### SEASON:

1.	701—	Alabama (9 games)	1938
2.	1,010—	Mississippi State (10 games)	1936
3.	1,023—	Tennessee (10 games)	1939
4.	1,222—	Ole Miss (9 games)	1963
5.	1,236—	LSU (10 games)	1937

### FEWEST YARDS PER GAME

#### SEASON:

1.	77.9—	Alabama (701 yards in 9 games)	1938
2.	101.0—	Mississippi State (1,010 yards in 10 games)	1936
3.	102.3—	Tennessee (1,023 yards in 10 games)	1939

## FIRST DOWNS

### FEWEST RUSHING

#### GAME:

1.	0—	South Carolina vs. Kent	1995
	0—	Auburn vs. Tennessee	1958
	0—	Auburn vs. Florida	2001
	0—	Florida vs. Georgia Southern	2013

#### SEASON:

1.	24—	Alabama (9 games)	1938
2.	34—	LSU (10 games)	1969
3.	41—	Ole Miss (9 games)	1963
	41—	LSU (11 games)	1970
5.	43—	Auburn (10 games)	1970
6.	46—	Alabama (10 games)	1966
7.	49—	Auburn (11 games)	1988
8.	51—	Mississippi State (11 games)	1999
9.	52—	Alabama (12 games)	1992
10.	53—	Florida (10 games)	1963
	53—	Georgia (10 games)	1968
	53—	Auburn (10 games)	1969

### FEWEST PASSING

#### GAME:

0—	By several teams	
Last—	South Carolina vs. The Citadel	2011

#### SEASON:

1.	11—	Alabama (9 games)	1938
2.	23—	Ole Miss (9 games)	1963
3.	29—	Auburn (10 games)	1964
4.	33—	Mississippi State (10 games)	1963
5.	34—	Florida (10 games)	1964
6.	35—	LSU (10 games)	1964
	35—	Vanderbilt (10 games)	1965
8.	37—	Georgia Tech (10 games)	1963
9.	38—	Auburn (10 games)	1963
	38—	Vanderbilt (11 games)	1972

## FEWEST TOTAL

#### GAME:

1.	0—	Auburn vs. Tennessee	1958
----	----	----------------------	------

#### SEASON:

1.	35—	Alabama (9 games)	1938
2.	51—	Mississippi State (10 games)	1936
3.	55—	Tennessee (9 games)	1945
4.	68—	Mississippi State (10 games)	1940
5.	71—	Ole Miss (9 games)	1963
6.	79—	Ole Miss (9 games)	1962
7.	80—	Auburn (10 games)	1964
8.	82—	Florida (10 games)	1969
9.	94—	Tennessee (10 games)	1952
10.	99—	Alabama (10 games)	1966

## SCORING DEFENSE

### FEWEST POINTS

#### SEASON:

1.	*0—	Tennessee (10 games)	1939
2.	16—	Tennessee (10 games)	1938
3.	17—	Alabama (9 games)	1933
4.	20—	Alabama (9 games)	1937
5.	21—	Ole Miss (10 games)	1959
6.	22—	Alabama (10 games)	1961
7.	25—	Mississippi State (10 games)	1936
8.	27—	LSU (10 games)	1937
9.	28—	Auburn (10 games)	1957
10.	29—	LSU (10 games)	1959

\* - NCAA Record

### FEWEST POINTS PER GAME

#### SEASON:

1.	*0.0—	Tennessee (0 points in 10 games)	1939
2.	1.6—	Tennessee (16 points in 10 games)	1938
3.	1.9—	Alabama (17 points in 9 games)	1933
4.	2.1—	Ole Miss (21 points in 10 games)	1959
5.	2.2—	Alabama (20 points in 9 games)	1937
	2.2—	Alabama (22 points in 10 games)	1961
7.	2.5—	Mississippi State (25 points in 10 games)	1936
8.	2.6—	Tennessee (26 points in 10 games)	1940
9.	2.8—	Auburn (28 points in 10 games)	1957
10.	3.3—	Georgia Tech (33 points in 10 games)	1956

\* - NCAA Record

#### SEASON: (Since 1975)

1.	5.3—	Alabama (58 points in 11 games)	1979
2.	6.0—	Alabama (66 points in 11 games)	1975
3.	7.2—	Auburn (79 points in 11 games)	1988
4.	8.2—	Alabama (106 points in 13 games)	2011
5.	8.7—	Alabama (96 points in 11 games)	1980
6.	8.9—	Georgia (98 points in 11 games)	1981



# RECORDS AND RESULTS

MISSISSIPPI STATE • MISSOURI • SOUTH CAROLINA • TENNESSEE • TEXAS A&M • VANDERBILT



## SOUTHEASTERN CONFERENCE OVERTIME RECORDS

### ALL-TIME SEC WON-LOST RECORDS IN OVERTIME GAMES (1996-2013)

Team	1996	1997	1998	1999	2000	2001	2002	2003	2004	2005	2006	2007	2008	2009	2010	2011	2012	2013	Total
Alabama	0-0	0-1	1-0	1-1	0-0	0-0	0-0	0-2	0-0	0-1	1-1	0-1	1-0	0-0	0-0	0-1	0-0	0-0	4-8
Arkansas	1-0	0-0	0-0	0-0	1-0	1-0	0-1	2-0	0-0	0-0	1-0	1-0	0-0	1-1	1-0	0-0	0-1	0-1	9-4
Auburn	0-1	0-0	0-0	0-1	1-0	1-0	1-1	0-0	0-0	0-1	0-0	1-1	0-0	1-0	1-0	0-0	1-0	0-0	7-5
Florida	0-0	0-0	0-1	0-1	0-0	0-0	1-0	0-0	0-0	1-0	0-0	0-0	0-0	0-0	1-0	0-0	0-0	0-0	3-2
Georgia	1-0	0-0	0-0	1-1	0-1	0-0	0-0	1-0	0-0	0-0	0-0	1-0	0-0	0-0	0-1	0-1	0-0	2-0	6-4
Kentucky	0-0	1-0	0-0	0-0	0-1	0-0	0-0	0-1	0-0	0-0	0-0	1-1	0-0	0-1	0-0	0-0	0-1	0-0	2-5
LSU	0-0	0-0	0-1	0-0	2-0	0-0	0-0	0-0	1-0	2-1	1-0	0-2	0-1	1-0	0-0	1-0	0-0	0-0	8-5
Ole Miss	0-0	1-0	2-1	1-1	1-0	0-1	0-0	0-0	1-0	0-0	0-2	0-0	0-0	0-0	0-1	0-0	0-0	0-1	6-7
Mississippi State	0-1	0-0	0-0	0-0	1-2	0-0	0-0	0-0	0-0	0-0	1-0	0-0	0-0	0-0	0-1	1-0	0-0	2-0	5-4
Missouri	--	--	--	--	--	--	--	--	--	--	--	--	--	--	--	--	1-0	0-1	1-1
South Carolina	0-0	0-0	0-0	0-0	0-0	0-0	0-0	0-1	0-0	0-0	0-0	0-1	0-0	0-0	0-0	0-0	0-0	1-0	1-2
Tennessee	0-0	0-0	1-0	0-0	0-1	0-0	1-0	2-0	0-0	1-0	0-0	2-0	0-1	1-0	1-1	1-0	0-1	0-1	10-5
Texas A&M	--	--	--	--	--	--	--	--	--	--	--	--	--	--	--	--	0-0	0-0	0-0
Vanderbilt	0-0	0-0	1-1	1-0	0-0	0-0	0-0	0-1	0-1	0-1	0-0	0-0	0-0	0-1	0-0	0-1	0-0	0-0	2-6
<b>SEC TOTALS</b>	<b>2-2</b>	<b>2-1</b>	<b>5-4</b>	<b>4-5</b>	<b>6-5</b>	<b>2-1</b>	<b>3-2</b>	<b>5-5</b>	<b>2-1</b>	<b>4-4</b>	<b>4-3</b>	<b>6-6</b>	<b>1-2</b>	<b>4-3</b>	<b>4-4</b>	<b>3-3</b>	<b>2-3</b>	<b>5-4</b>	<b>64-58</b>

## COMPOSITE OVERTIME RECORDS

TEAM	2013	TOTAL	PCT.
Alabama	0-0	4-8	.333
Arkansas	0-1	9-4	.692
Auburn	0-0	7-5	.583
Florida	0-0	3-2	.600
Georgia	2-0	6-4	.600
Kentucky	0-0	2-5	.286
LSU	0-0	8-5	.615
Ole Miss	0-1	6-7	.462
Mississippi State	2-0	5-4	.556
Missouri	0-1	1-1	.500
South Carolina	1-0	1-2	.333
Tennessee	0-1	10-5	.667
Texas A&M	0-0	0-0	.000
Vanderbilt	0-0	2-6	.250
<b>TOTALS</b>	<b>5-4</b>	<b>64-58</b>	<b>.525</b>

## ALL-TIME SEC OVERTIME GAME RESULTS (1996-2013)

YEAR	GAMES	RESULTS
1996	2	Georgia 56, Auburn 49 (4); Arkansas 16, Miss. State 13 (1).
1997	2	Kentucky 40, Alabama 34 (1); Ole Miss 24, Central Florida 23 (1).
1998	6	Alabama 20, Ole Miss 17 (1); Tennessee 20, Florida 17 (1); Ole Miss 37, LSU 31 (1); Ole Miss 48, SMU 41 (1); TCU 19, Vanderbilt 16 (1); Vanderbilt 36, Duke 33 (2).
1999	6	Alabama 40, Florida 39 (1); Ole Miss 24, Auburn 17 (1); Georgia Tech 51, Georgia 48 (1); Vanderbilt 37, Ole Miss 34 (1); Michigan 35, Alabama 34 (1); Georgia 28, Purdue 25 (1).
2000	7	Arkansas 17, Miss. State 10 (1); Auburn 29, Georgia 26 (1); Louisville 40, Kentucky 34 (1); LSU 38, Tennessee 31 (1); LSU 45, Miss. State 38 (1); Miss. State 43, Texas A&M 41 (1); Ole Miss 43, UNLV 40 (1).
2001	2	Arkansas 58, Ole Miss 56 (7); Auburn 48, La. Tech 41 (1).
2002	3	Auburn 37, Syracuse 34 (2); Tennessee 41, Arkansas 38 (6); Florida 30, Auburn 23 (1).
2003	6	Arkansas 34, Alabama 31 (3); Tennessee 23, South Carolina 20 (1); Georgia Tech 24, Vanderbilt 21 (1); Arkansas 71, Kentucky 63 (7); Tennessee 51, Alabama 43 (5); Georgia 34, Purdue 27 (1).
2004	2	LSU 22, Oregon State 21 (1); Ole Miss 26, Vanderbilt 23 (1).
2005	4	LSU 16, Alabama 13 (1); LSU 20, Auburn 17 (1); Florida 49, Vanderbilt 42 (2); Tennessee 30, LSU 27 (1).
2006	4	Arkansas 24, Alabama 23 (2); Mississippi State 16, UAB 10 (1); Alabama 26, Ole Miss 23 (1); LSU 23, Ole Miss 20 (1).
2007	7	Georgia 26, Alabama 23 (1); Arkansas 50, LSU 48 (3); South Florida 26, Auburn 23 (1); Kentucky 43, LSU 37 (3); Tennessee 52, Kentucky 50 (4); Tennessee 27, South Carolina 24 (1); Auburn 23, Clemson 20 (1).
2008	2	Alabama 27, LSU 21 (1); UCLA 27, Tennessee 24 (1)
2009	5	Arkansas 20, East Carolina 17 (1); Auburn 38, Northwestern 35 (1); Tennessee 30, Kentucky 24 (1); LSU 33, Arkansas 30 (1); Army 16, Vanderbilt 13 (1).
2010	6	Arkansas 38, Mississippi State 31 (2); Auburn 27, Clemson 24 (1); Florida 34, Georgia 31 (1); Jacksonville State 49, Ole Miss 48 (2); North Carolina 30, Tennessee 27 (2); Tennessee 32, UAB 29 (2)
2011	4	LSU 9, Alabama 6 (1); Michigan State 33, Georgia 30 (3); Mississippi State 26, Louisiana Tech 20 (1); Tennessee 27, Vanderbilt 21 (1)
2012	4	Louisiana-Monroe 34, Arkansas 31 (1); Auburn 31, Louisiana-Monroe 28 (1); Western Kentucky 32, Kentucky 31 (1); Missouri 51, Tennessee 48 (4).
2013	5	Mississippi State 24, Arkansas 17 (1); Georgia 34, Tennessee 31 (1); Georgia 41, Georgia Tech 34 (2); Mississippi State 17, Ole Miss 10 (1); South Carolina 27, Missouri 24 (2).

## BREAKDOWN OF LENGTH OF OVERTIMES

NUMBER/OTS	GAMES	RESULTS
7	2	Arkansas 58, Ole Miss 56 (2001); Arkansas 71, Kentucky 63 (2003)
6	1	Tennessee 41, Arkansas 38 (2002)
5	1	Tennessee 51, Alabama 43 (2003)
4	3	Georgia 56, Auburn 49 (1996); Tennessee 52, Kentucky 50 (2007); Missouri 51, Tennessee 48 (2012)
3	4	Arkansas 34, Alabama 31 (2003); Arkansas 50, LSU 48 (2007); Kentucky 43, LSU 37 (2007); Michigan State 33, Georgia 30 (2011)
2	10	Vanderbilt 36, Duke 33 (1998); Auburn 37, Syracuse 34 (2003); Florida 49, Vanderbilt 42 (2005); Arkansas 24, Alabama 23 (2006); Arkansas 38, Mississippi State 31 (2010); Jacksonville State 49, Ole Miss 48 (2010); North Carolina 30, Tennessee 27 (2010); Tennessee 32, UAB 29 (2010); South Carolina 27, Missouri 24 (2013); Georgia 41, Georgia Tech 34 (2013)
1	55	Arkansas 16, Miss. State 13 (1996); Kentucky 40, Alabama 34 (1997); Ole Miss 24, Central Florida 23 (1997); Alabama 20, Ole Miss 17 (1998); Tennessee 20, Florida 17 (1998); Ole Miss 37, LSU 31 (1998); Ole Miss 48, SMU 41 (1998); TCU 19, Vanderbilt 16 (1998); Alabama 40, Florida 39 (1999); Ole Miss 24, Auburn 17 (1999); Georgia Tech 51, Georgia 48 (1999); Vanderbilt 37, Ole Miss 34 (1999); Michigan 35, Alabama 34 (2000 Orange Bowl); Arkansas 17, Miss. State 10 (2000); Auburn 29, Georgia 26 (2000); Louisville 40, Kentucky 34 (2000); LSU 38, Tennessee 31 (2000); LSU 45, Miss. State 38 (2000); Miss. State 43, Texas A&M 41 (2000 Independence Bowl); Ole Miss 43, UNLV 40 (2000); Auburn 48, Louisiana Tech 41 (2001); Florida 30, Auburn 23 (2002); Tennessee 23, South Carolina 20 (2003); Georgia Tech 24, Vanderbilt 21 (2003); Georgia 34, Purdue 27 (2004 Capital One Bowl); LSU 22, Oregon State 21 (2004); Ole Miss 26, Vanderbilt 23 (1 OT) (2004); LSU 16, Alabama 13 (2005); LSU 20, Auburn 17 (2005); Tennessee 30, LSU 27 (2005); Mississippi State 16, UAB 10 (2006); Alabama 26, Ole Miss 23 (2006); LSU 23, Ole Miss 20 (2006); Georgia 26, Alabama 23 (2007); South Florida 26, Auburn 23 (2007); Tennessee 27, South Carolina 24 (2007); Alabama 27, LSU 21 (2008); UCLA 27, Tennessee 24 (2008); Arkansas 20, East Carolina 17 (2009); Auburn 38, Northwestern 35 (2009); Tennessee 30, Kentucky 24 (2009); LSU 33, Arkansas 30 (2009); Army 16, Vanderbilt 13 (2009); Auburn 27, Clemson 24 (2010); Florida 34, Georgia 31 (2010); LSU 9, Alabama 6 (2011); Mississippi State 26, Louisiana Tech 20 (2011); Tennessee 27, Vanderbilt 21 (2011); Louisiana-Monroe 34, Arkansas 31 (2012); Auburn 31, Louisiana-Monroe 28 (2012); Western Kentucky 32, Kentucky 31 (2012); Georgia 34, Tennessee 31 (2013); Mississippi State 24, Arkansas 17 (2013); Mississippi State 17, Ole Miss 10 (2013).



# RECORDS AND RESULTS

ALABAMA • ARKANSAS • AUBURN • FLORIDA • GEORGIA • KENTUCKY • LSU • OLE MISS



**Georgia's Aaron Murray became the first player in SEC history to throw for 3,000 yards in four consecutive seasons.**



**Vanderbilt's Kurt Page was the first quarterback in SEC history to pass for more than 3,000 yards in a season. He twice led the league in total offense.**

## SEC 3,000-YARD CLUB

TOTAL YARDS	PLAYER AND SCHOOL	GAMES	RUSHING ATT/YARDS	PASSING ATT/YARDS	RECEIVING CGT/YARDS	YEAR	TD RSP.
5,116	Johnny Manziel, Texas A&M	13	201/1,410	434/3,706	....	2012	47
4,873	Johnny Manziel, Texas A&M	13	144/759	429/4,114	....	2013	46
4,327	Cam Newton, Auburn	14	264/1,473	280/2,854	....	2010	50
4,181	Tim Tebow, Florida	13	210/895	350/3,286	....	2007	55
4,151	Tim Couch, Kentucky	11	64/-124	553/4,275	....	1998	37
3,904	Rex Grossman, Florida	11	34/8	395/3,896	....	2001	39
3,827	Jared Lorenzen, Kentucky	11	76/140	554/3,687	....	2000	24
3,825	Aaron Murray, Georgia	14	59/-68	386/3,893	....	2012	39
3,805	Tim Tebow, Florida	14	217/910	314/2,895	....	2009	35
3,795	Ryan Mallett, Arkansas	13	44/-74	411/3,869	....	2010	36
3,789	Peyton Manning, Tennessee	12	49/-30	477/3,819	....	1997	39
3,759	Tim Couch, Kentucky	11	66/-125	547/3,884	....	1997	40
3,701	Bo Wallace, Ole Miss	13	131/355	437/3,346	....	2013	31
3,635	Tyler Wilson, Arkansas	13	60/-3	438/3,638	....	2011	28
3,595	Ryan Mallett, Arkansas	13	58/-29	403/3,624	....	2009	32
3,578	Tyler Bray, Tennessee	12	15/-34	451/3,612	....	2012	34
3,572	Eli Manning, Ole Miss	13	48/-28	441/3,600	....	2003	33
3,525	Danny Wuerffel, Florida	12	63/-100	360/3,625	....	1996	41
3,516	André Woodson, Kentucky	13	69/-193	518/3,709	....	2007	43
3,499	Matthew Stafford, Georgia	13	55/40	383/3,459	....	2008	26
3,490	Erik Ainge, Tennessee	14	16/-32	519/3,522	....	2007	31
3,482	Eric Zeier, Georgia	11	59/-43	425/3,525	....	1993	25
3,457	Eric Zeier, Georgia	11	21/104	433/3,396	....	1994	26
3,419	Tim Tebow, Florida	14	176/673	298/2,746	....	2008	42
3,394	Tyler Wilson, Arkansas	11	41/7	401/3,387	....	2012	21
3,384	Bo Wallace, Ole Miss	13	143/390	368/2,994	1/25	2012	31
3,378	Andre' Woodson, Kentucky	13	70/-137	419/3,515	....	2006	32
3,351	Rohan Davey, LSU	12	38/4	367/3,347	....	2001	18
3,337	Rex Grossman, Florida	13	58/-65	503/3,402	....	2002	23
3,288	Jay Cutler, Vanderbilt	11	106/215	462/3,073	....	2005	22
3,281	Stephen Garcia, South Carolina	14	105/222	349/3,059	....	2010	26
3,277	Dameyune Craig, Auburn	12	96/0	403/3,277	....	1997	22
3,276	Chris Leak, Florida	12	61/79	399/3,197	....	2004	31
3,275	Eli Manning, Ole Miss	13	39/-120	481/3,401	....	2002	23
3,271	JaMarcus Russell, LSU	13	52/142	342/3,129	....	2006	29
3,261	Aaron Murray, Georgia	11	53/186	347/3,075	....	2013	33
3,260	Aaron Murray, Georgia	14	87/111	403/3,149	....	2011	37
3,216	Aaron Murray, Georgia	13	87/167	342/3,049	....	2010	28
3,176	Shane Matthews, Florida	12	73/-29	463/3,205	....	1992	25
3,156	Peyton Manning, Tennessee	11	42/-131	380/3,287	....	1996	23
3,143	Mike Hartline, Kentucky	12	32/-35	405/3,178	....	2010	24
3,140	Shane Matthews, Florida	11	50/10	361/3,130	1/19	1991	30
3,127	David Greene, Georgia	14	69/-180	438/3,308	....	2003	14
3,125	Danny Wuerffel, Florida	11	46/-141	325/3,266	....	1995	37
3,125	Dusty Bonner, Kentucky	11	111/-141	465/3,266	....	1999	29
3,079	Nick Marshall, Auburn	14	172/1,068	239/1,976	1/35	2013	26
3,056	Steve Taneyhill, South Carolina	11	66/-38	389/3,094	2/26	1995	30
3,048	Stephen Garcia, South Carolina	13	120/186	432/2,862	....	2009	21
3,034	Kurt Page, Vanderbilt	11	60/-144	493/3,178	....	1983	16
3,014	Connor Shaw, South Carolina	13	154/558	284/2,447	1/9	2013	31

# RECORDS AND RESULTS



MISSISSIPPI STATE • MISSOURI • SOUTH CAROLINA • TENNESSEE • TEXAS A&M • VANDERBILT

## LONGEST PLAYS

### RUSHING TOUCHDOWNS

Yds.	Rusher	Team and Opponent	Year
99	Kelsey Finch	Tennessee vs. Florida	1977
99	Broderick Green	Arkansas vs. Eastern Michigan	2009
98	Stanley Howell	Miss. State vs. Sou. Miss.	1979
97	Blondy Black	Miss. State vs. Duquesne	1942
97	John Avery	Ole Miss vs. Arkansas	1997
96	Chris Anderson	Alabama vs. Temple	1991
96	Emmitt Smith	Florida vs. Miss. State	1988
95	Jesse Fatherrree	LSU vs. Georgia	1935
95	Harry Gilmer	Alabama vs. Kentucky	1945
94	Sal Nicolò	LSU vs. Rice	1952
94	Stacey Simmons	Florida vs. Kentucky	1987

### PASSING TOUCHDOWNS

Yds.	Passer and Receiver	Team and Opponent	Year
99	Cris Collinsworth to Derrick Gaffney	Florida vs. Rice	1977
99	Dondrial Pinkins to Troy Williamson	South Carolina vs. Virginia	2003
98	Dondrial Pinkins to Matthew Thomas	South Carolina vs. Ole Miss	2003
98	Aaron Murray to Reggie Davis	Georgia vs. North Texas	2003
97	Tim Couch to Craig Yeast	Kentucky vs. Florida	1998
96	Eric Kresser to Jacques Green	Florida vs. Northern Illinois	1995
96	Kerwin Bell to Ricky Nattiel	Florida vs. Georgia	1984
95	Johnny Manziel to Mike Evans	Texas A&M vs. Alabama	2013
94	Freddie Kitchens to Michael Vaughn	Alabama vs. Florida	1996
94	Cam Newton to Emory Blake	Auburn vs. UL Monroe	2010
94	Dylan Thompson to Damiere Byrd	South Carolina vs. UAB	2012
93	Steve Tanehill to Monty Means	South Carolina vs. La. Tech	1995
93	Buck Belue to Lindsay Scott	Georgia vs. Florida	1980
93	Kyle Morris to Stacey Simmons	Florida vs. Montana State	1988
93	Greg Talley to Kevin Maxwell	Georgia vs. Vanderbilt	1989
93	David Greene to Tyson Browning	Georgia vs. LSU (1)	2003
93	Chris Todd to Terrell Zachery	Auburn vs. Louisiana Tech	2009

### FUMBLE-IN-AIR RETURNS

Yds.	Player	Team and Opponent	Year
100	Dextar Stanphill	Sewanee vs. Florida	1936
100	Ken Kavanaugh	LSU vs. Rice	1937
98	Millard Morris	Auburn vs. LSU	1934
97	Josh Morgan	Miss. State vs. BYU	2000
96	Darrin Miller	Tennessee vs. Iowa	1987
95	Ben Hanks	Florida vs. Arkansas	1995
94	George Mathews	Georgia Tech vs. Navy	1946
94	David Ray	Vanderbilt vs. Tulane	1958
91	Gusty Yearout	Auburn vs. Florida	1966
91	Cassius Ware	Ole Miss vs. Auburn	1992

### KICKOFF RETURNS

Yds.	Returner	Team and Opponent	Year
100	Howard Bryan	Tulane vs. Georgia Tech	1933
100	Bobby Kellogg	Tulane vs. Ole Miss	1939
100	Pat Reen	Florida vs. Miami	1940
100	Lou Thomas	Tulane vs. N.Carolina	1941
100	Eddie Price	Tulane vs. Alabama	1947
100	Jim Burkett	Alabama vs. Duquesne	1949
100	Bobby Duke	Auburn vs. Miss State	1953
100	Jimmy Burson	Auburn vs. UT-Chatt	1960
100	Gary Martin	Alabama vs. Miami	1963
100	Ray Ogden	Alabama vs. Auburn	1964
100	Sammy Grezaffi	LSU vs. Tennessee	1967
100	George Ranager	Alabama vs. Auburn	1969
100	Vernon Studdard	Ole Miss vs. Alabama	1970
100	Willie Shelby	Alabama vs. Kentucky	1973
100	Preston Brown	Vanderbilt vs. Miss.	1977
100	Sam DeJarnette	Auburn vs. Miss. State	1980
100	Willie Gault	Tennessee vs. Pittsburgh	1980
100	Glen Young	Mississippi State vs. LSU	1980
100	Eric Martin	LSU vs. Kentucky	1981
100	Pierre Goode	Alabama vs. Ole Miss	1988
100	Kurt Johnson	Kentucky vs. Georgia	1989
100	Jack Jackson	Florida vs. Miss. State	1993
100	Madre Hill	Arkansas vs. LSU	1994
100	John Avery	Ole Miss vs. LSU	1996
100	John Avery	Ole Miss vs. Alabama	1997
100	Boo Williams	South Carolina vs. Vanderbilt	1997
100	Craig Yeast	Kentucky vs. Florida	1998
100	Peerless Price	Tennessee vs. Alabama	1998
100	Bo Carroll	Florida vs. LSU	1999
100	Leonard Scott	Tennessee vs. Georgia	1999
100	Deuce McAllister	Ole Miss vs. Arkansas	1999
100	Tim Carter	Auburn vs. LSU	2000
100	Derek Abney	Kentucky vs. Florida	2002
100	Fred Reid	Mississippi State vs. Memphis	2003
100	Tyrone Prothro	Alabama vs. Kentucky	2004
100	Felix Jones	Arkansas vs. Mississippi State	2005
100	Felix Jones	Arkansas vs. Ole Miss	2006
100	Keenan Burton	Kentucky vs. Louisville	2006
100	Derrick Locke	Kentucky vs. W. Kentucky	2008

100	Derrick Locke	Kentucky vs. Louisville	2009
100	Brandon Boykin	Georgia vs. Tennessee	2009
100	Brandon Boykin	Georgia vs. South Carolina	2009
100	Brandon Boykin	Georgia vs. Kentucky	2010
100	Onterio McCalebb	Auburn vs. Mississippi State	2012
100	Todd Gurley	Georgia vs. Buffalo	2012
100	Jaylen Walton	Ole Miss vs. Texas	2012
100	Jameon Lewis	Mississippi State vs. Ole Miss	2012
100	Andre Debose	Florida vs. Louisville	2012
100	Tre Mason	Auburn vs. Washington State	2013
100	Solomon Patton	Florida vs. Missouri	2013

### PUNT RETURNS

Yds.	Returner	Team and Opponent	Year
100	Howard Bryan	Tulane vs. Georgia Tech	1933
100	Bert Rechichar	Tenn. vs. Wash. & Lee	1950
100	Jim Campagna	Georgia vs. Vanderbilt	1952
100	Eddie Kennison	LSU vs. Miss. State	1994
100	Keenan Burton	Kentucky vs. Louisville	2006
99	Thomas Brown	Georgia vs. Tennessee	2006
98	Ray Hapes	Ole Miss vs. SW Louisiana	1935
97	Hal Griffin	Florida vs. Miami	1946
97	Dicky Lyons	Kentucky vs. Houston	1966
97	Joe Adams	Arkansas vs. Ole Miss	2010
96	Ray Hapes	Ole Miss vs. Union	1936
96	John Hovious	Ole Miss vs. Georgia	1940
96	Dustin Harris	Texas A&M vs. South Carolina St.	2012
95	Ray Hapes	Ole Miss vs. SW Louisiana	1935
95	Rab Rodgers	Ole Miss vs. Memphis State	1935
95	Bobby Freeman	Auburn vs. Georgia	1953

### LONGEST PUNTS

Yds.	Punter	Team and Opponent	Year
92	Bill Smith	Ole Miss vs. Southern Miss	1984
89	Dixie Howell	Alabama vs. Tennessee	1933
*87	Rufus Deal	Auburn vs. Georgia Tech	1939
87	O.J. Key	Tulane vs. Florida	1946
87	Spike Jones	Georgia vs. Auburn	1967
86	Donnie Jones	LSU vs. Kentucky	2002
85	Gregg Gantf	Alabama vs. Miss. State	1971
84	Mike Patrick	Miss. State vs. Alabama	1974
83	Dixie Howell	Alabama vs. Kentucky	1933
*83	Billy Mann	Ole Miss vs. Tennessee	1938

### LONGEST FIELD GOALS

Yds.	Kicker	Team and Opponent	Year
60	Fuad Reveiz	Tennessee vs. Georgia Tech	1982
60	Chris Perkins	Florida vs. Tulane	1984
60	Kevin Butler	Georgia vs. Clemson	1984
59	Cloyce Hinton	Ole Miss vs. Georgia	1969
59	Kevin Butler	Georgia vs. Ole Miss	1982
58	Cloyce Hinton	Ole Miss vs. Houston	1970
58	Allan Leavitt	Georgia vs. Vanderbilt	1976
58	Neil O'Donoghue	Auburn vs. Tennessee	1976
58	Brandou Coutu	Georgia vs. UL-Monroe	2005
57	Jim Gaylor	Tennessee vs. Kentucky	1977
57	Rex Robinson	Georgia vs. S. Carolina	1980
57	Rex Robinson	Georgia vs. Georgia Tech	1980
57	Kevin Butler	Georgia vs. Georgia Tech	1984
57	Van Tiffin	Alabama vs. Texas A&M	1985
57	Bryan Owen	Ole Miss vs. Tulane	1988
57	Philip Yost	Auburn vs. Western Kentucky	2003
56	John Riley	Auburn vs. Tennessee	1969
56	Brandon Coutu	Georgia vs. Kentucky	2005
56	Caleb Sturgis	Florida vs. Georgia	2009
56	Blair Walsh	Georgia vs. Coastal Carolina	2011
56	Marshall Morgan	Georgia vs. Tennessee	2013

### LONGEST INTERCEPTION RETURNS

Yds.	Player	Team and Opponent	Year
100	Ray Hapes	Ole Miss vs. Ouachita	1937
100	Bob Davis	Kentucky vs. Wash. & Lee	1937
100	Frank Broyles	Georgia Tech vs. Clemson	1944
100	Ray Martin	Tennessee vs. Louisville	1953
100	Jackie Simpson	Florida vs. Miss. State	1955
100	Joe Brodsky	Florida vs. Miss. State	1956
100	Charlie Britt	Georgia vs. Florida	1959
100	Louis Guy	Ole Miss vs. Tennessee	1962
100	White Graves	LSU vs. Kentucky	1964
100	Dave Hunter	Kentucky vs. West Va.	1968
100	Greg Jackson	LSU vs. Miss. State	1988
100	Jerrell Norton	Arkansas vs. North Texas	2007
100	Anthony Johnson	Miss. State vs. Alabama	2007
100	Johnthan Banks	Miss. State vs. Florida	2009
100	Walter McFadden	Auburn vs. Northwestern	2009
99	Bobby Wilson	Ole Miss vs. Florida	1948
99	Orlando Watters	Arkansas vs. LSU	1993
99	Odell Thurman	Georgia vs. Auburn	2003





# HONORS & ACCOLADES

ALABAMA • ARKANSAS • AUBURN • FLORIDA • GEORGIA • KENTUCKY • LSU • OLE MISS

## SEC FIRST ROUND NFL DRAFT SELECTIONS (1979-2014)

Year	Selection	Player, College	NFL Team	
<b>2014</b>	1	<b>Jadeveon Clowney, South Carolina</b>	<b>Texans</b>	
	2	Greg Robinson, Auburn	Rams	
	6	Jake Matthews, Texas A&M	Falcons	
	7	Mike Evans, Texas A&M	Buccaneers	
	12	Odell Beckham, Jr., LSU	Giants	
	17	C.J. Mosley, Alabama	Ravens	
	19	Jaywan James, Tennessee	Dolphins	
	21	Ha Ha Clinton-Dix, Alabama	Packers	
	22	Johnny Manziel, Texas A&M	Browns	
	23	Dee Ford, Auburn	Chiefs	
29	Dominique Easley, Florida	Patriots		
<b>2013</b>	2	Luke Joeel, Texas A&M	Jaguars	
	6	Barkevious Mingo, LSU	Browns	
	9	Dee Milliner, Alabama	Jets	
	10	Chance Warmack, Alabama	Titans	
	11	DJ Fluker, Alabama	Chargers	
	13	Sheldon Richardson, Missouri	Jets	
	17	Jarvis Jones, Georgia	Steelers	
	18	Eric Reid, LSU	49ers	
	23	Sharrif Floyd, Florida	Vikings	
	29	Cordarrelle Patterson, Tennessee	Vikings	
30	Alec Ogletree, Georgia	Rams		
32	Matt Elam, Florida	Ravens		
<b>2012</b>	3	Trent Richardson, Alabama	Browns	
	7	Morris Claiborne, LSU	Cowboys	
	10	Mark Barron, Alabama	Buccaneers	
	12	Stephen Gilmore, South Carolina	Bills	
	12	Fletcher Cox, Mississippi State	Eagles	
	14	Michael Brockers, LSU	Rams	
	17	Dre Kirkpatrick, Alabama	Bengals	
	18	Melvin Ingram, South Carolina	Chargers	
	25	Dont'a Hightower, Alabama	Patriots	
	<b>2011</b>	1	<b>Cam Newton, Auburn</b>	<b>Panthers</b>
3		Marcell Dareus, Alabama	Bills	
4		A.J. Green, Georgia	Bengals	
5		Patrick Peterson, LSU	Cardinals	
6		Julio Jones, Alabama	Falcons	
13		Nick Fairley, Auburn	Lions	
15		Mike Pouncey, Florida	Dolphins	
25		James Carpenter, Alabama	Seahawks	
28		Mark Ingram, Alabama	Saints	
32		Derek Sherrod, Mississippi State	Packers	
<b>2010</b>	5	Eric Berry, Tennessee	Chiefs	
	7	Joe Haden, Florida	Browns	
	8	Rolando McClain, Alabama	Raiders	
	18	Maurkice Pouncey, Florida	Steelers	
	20	Kareem Jackson, Alabama	Texans	
	25	Tim Tebow, Florida	Broncos	
	26	Dan Williams, Tennessee	Cardinals	
	<b>2009</b>	1	<b>Matthew Stafford, Georgia</b>	<b>Lions</b>
		3	Tyson Jackson, LSU	Chiefs
		6	Andre Smith, Alabama	Bengals
12		Knowshon Moreno, Georgia	Broncos	
18		Robert Ayers, Tennessee	Broncos	
22		Percy Harvin, Florida	Vikings	
23		Michael Oher, Ole Miss	Ravens	
24		Peria Jerry, Ole Miss	Falcons	
<b>2008</b>		4	Darren McFadden, Arkansas	Raiders
		5	Glenn Dorsey, LSU	Chiefs
	8	Derrick Harvey, Florida	Jaguars	
	10	Jerod Mayo, Tennessee	Patriots	
	14	Chris Williams, Vanderbilt	Bears	
	22	Felix Jones, Arkansas	Cowboys	
	<b>2007</b>	1	<b>JaMarcus Russell, QB, LSU</b>	<b>Raiders</b>
		6	LaRon Landry, S, LSU	Redskins
		8	Jamaal Anderson, DE, Arkansas	Falcons
		11	Patrick Willis, LB, Ole Miss	49ers
16		Justin Harrell, DT, Tennessee	Packers	
17		Jarvis Moss, DE, Florida	Broncos	
21		Reggie Nelson, S, Florida	Jaguars	
23		Dwayne Bowe, WR, LSU	Chiefs	
27		Robert Meachem, WR, Tennessee	Saints	
29		Ben Grubbs, OG, Auburn	Ravens	
30	Craig Davis, WR, LSU	Chargers		
<b>2006</b>	11	Jay Cutler, QB, Vanderbilt	Broncos	
	16	Jason Allen, DB, Tennessee	Dolphins	
	24	Johnathan Joseph, DB, South Carolina	Bengals	
	30	Joseph Addai, RB, LSU	Colts	
	<b>2005</b>	2	Ronnie Brown, RB, Auburn	Dolphins
		5	Carnell Williams, RB, Auburn	Buccaneers
		7	Troy Williamson, WR, South Carolina	Vikings
		9	Carlos Rogers, CB, Auburn	Redskins
		14	Thomas Davis, S, Georgia	Panthers
		17	David Pollack, DE, Georgia	Bengals
20		Marcus Spears, DE, LSU	Cowboys	
21		Matt Jones, WR, Arkansas	Jaguars	
25		Jason Campbell, QB, Auburn	Redskins	
26		Chris Spencer, C, Ole Miss	Seahawks	
<b>2004</b>	1	<b>Eli Manning, QB, Ole Miss</b>	<b>Chargers</b>	
	10	Dunta Robinson, DB, South Carolina	Texans	
	15	Michael Clayton, WR, LSU	Buccaneers	
	16	Shawn Andrews, OT, Arkansas	Eagles	
	25	Ahmad Carroll, DB, Arkansas	Packers	
	32	Ben Watson, TE, Georgia	Patriots	
	<b>2003</b>	4	Dewayne Robertson, DT, Kentucky	Jets
		20	Johnathan Sullivan, DT, Georgia	Saints
		20	George Foster, OT, Georgia	Broncos
		22	Rex Grossman, QB, Florida	Bears
<b>2002</b>		9	John Henderson, DT, Tennessee	Jaguars
		13	Donte Stallworth, WR, Tennessee	Saints
		15	Albert Haynesworth, DT, Tennessee	Titans
		25	Charles Grant, DE, Georgia	Saints
		26	Lito Sheppard, DB, Florida	Eagles
		30	Kendall Simmons, OG, Auburn	Steelers
	<b>2001</b>	3	Gerard Warren, DT, Florida	Browns
		6	Richard Seymour, DT, Georgia	Patriots
		13	Marcus Stroud, DT, Georgia	Jaguars
		14	Kenyatta Walker, OT, Florida	Buccaneers
23		Deuce McAllister, RB, Ole Miss	Saints	

Year	Selection	Player, College	NFL Team			
<b>2000</b>	3	Chris Samuels, OT, Alabama	Redskins			
	5	Jamal Lewis, RB, Tennessee	Ravens			
	10	Travis Taylor, WR, Florida	Ravens			
	12	Shaun Ellis, DE, Tennessee	Jets			
	13	John Abraham, LB, South Carolina	Jets			
	19	Shaun Alexander, RB, Alabama	Seahawks			
	<b>1999</b>	1	<b>Tim Couch, QB, Kentucky</b>	<b>Browns</b>		
		7	Champ Bailey, DB, Georgia	Redskins		
		15	Anthony McFarland, DT, LSU	Buccaneers		
		16	Jevon Kearse, LB, Florida	Oilers		
18		Matt Stinchcomb, OT, Georgia	Raiders			
24		Reggie McGrew, DT, Florida	49ers			
26		Fernando Bryant, DB, Alabama	Jaguars			
31		Al Wilson, LB, Tennessee	Broncos			
<b>1998</b>		1	<b>Peyton Manning, QB, Tennessee</b>	<b>Colts</b>		
		9	Fred Taylor, RB, Florida	Jaguars		
	13	Takeo Spikes, LB, Auburn	Bengals			
	18	Robert Edwards, RB, Georgia	Patriots			
	20	Terry Fair, DB, Tennessee	Lions			
	23	Mo Collins, OT, Florida	Raiders			
	26	Alan Faneca, OG, LSU	Steelers			
	27	Victor Riley, OT, Auburn	Chiefs			
	29	John Avery, RB, Ole Miss	Dolphins			
	30	Marcus Nash, WR, Tennessee	Broncos			
<b>1997</b>	7	Ike Hilliard, WR, Florida	Giants			
	16	Reidel Anthony, WR, Florida	Buccaneers			
	20	Dwayne Rudd, LB, Alabama	Vikings			
	22	David LaFleur, TE, LSU	Cowboys			
	<b>1996</b>	10	Willie Anderson, OT, Auburn	Bengals		
		13	Walt Harris, DB, Mississippi State	Bears		
		18	Eddie Kennison, WR, LSU	Rams		
		24	Eric Moulds, WR, Mississippi State	Bills		
		<b>1995</b>	6	Kevin Carter, DE, Florida	Rams	
			15	Ellis Johnson, DT, Florida	Colts	
19			James Stewart, RB, Tennessee	Jaguars		
<b>1994</b>			3	Heath Shuler, QB, Tennessee	Redskins	
			9	Antonio Langham, DB, Alabama	Browns	
			14	Bernard Williams, OT, Georgia	Eagles	
	15		Wayne Gandy, OT, Auburn	Rams		
	20		Tim Bowens, DT, Ole Miss	Dolphins		
	26		Henry Ford, DE, Arkansas	Oilers		
	<b>1993</b>		3	Garrison Hearst, RB, Georgia	Cardinals	
		5	John Copeland, DE, Alabama	Bengals		
		6	Eric Curry, DE, Alabama	Buccaneers		
		17	Earnest Dye, OT, South Carolina	Cardinals		
28		Todd Kelly, DE, Tennessee	49ers			
29		George Teague, DB, Alabama	Packers			
<b>1992</b>		20	Dale Carter, DB, Tennessee	Chiefs		
		23	Chris Mims, DE, Tennessee	Chargers		
		<b>1991</b>	7	Charles McRae, T, Tennessee	Buccaneers	
			8	Antone Davis, Tennessee	Eagles	
	12		Alvin Harper, WR, Tennessee	Cowboys		
	15		Huey Richardson, LB, Florida	Steelers		
	20		Kelvin Pritchett, DT, Ole Miss	Cowboys		
	21		Harvey Williams, RB, LSU	Chiefs		
	<b>1990</b>		4	Keith McCants, LB, Alabama	Buccaneers	
			17	Emmitt Smith, RB, Florida	Cowboys	
18			Tony Bennett, LB, Ole Miss	Packers		
22			Ben Smith, DB, Georgia	Eagles		
24		Rodney Hampton, RB, Georgia	Giants			
<b>1989</b>		4	Derrick Thomas, LB, Alabama	Chiefs		
		7	Tim Worley, RB, Georgia	Steelers		
		10	Eric Hill, LB, LSU	Cardinals		
		12	Trace Armstrong, DE, Florida	Bears		
		23	David Williams, OT, Florida	Oilers		
	25	Louis Oliver, DB, Florida	Dolphins			
	28	Keith DeLong, LB, Tennessee	49ers			
	<b>1988</b>	1	<b>Aundray Bruce, LB, Auburn</b>	<b>Falcons</b>		
		9	Terry McDaniel, DB, Tennessee	Raiders		
		15	Anthony Miller, WR, Tennessee	Chargers		
21		Clifford Charlton, LB, Florida	Browns			
27		Wendell Davis, WR, LSU	Bears			
<b>1987</b>		2	Cornelius Bennett, LB, Alabama	Colts		
		4	Brent Fullwood, RB, Auburn	Packers		
		27	Ricky Nattiel, WR, Florida	Broncos		
		<b>1986</b>	1	<b>Bo Jackson, RB, Auburn</b>	<b>Buccaneers</b>	
			4	Jon Hand, DE, Alabama	Colts	
	14		Gerald Robinson, DE, Auburn	Vikings		
	15		John L. Williams, RB, Florida	Seahawks		
	20		Will Wolford, T, Vanderbilt	Bills		
	21		Tim McGee, WR, Tennessee	Bengals		
	27		Neal Anderson, RB, Florida	Bears		
<b>1985</b>	6		Lomas Brown, OT, Florida	Lions		
	18		Freddie Joe Nunn, DE, Ole Miss	Cardinals		
	19		George Adams, RB, Kentucky	Giants		
	24	Alvin Toles, LB, Tennessee	Saints			
	25	Emanuel King, DE, Alabama	Bengals			
	27	Lorenzo Hampton, RB, Florida	Dolphins			
	<b>1984</b>	8	Leonard Coleman, DB, Vanderbilt	Colts		
		11	Wilbur Marshall, LB, Florida	Bears		
		17	Clyde Duncan, WR, Tennessee	Cardinals		
		<b>1983</b>	8	Michael Haddix, RB, Mississippi State	Eagles	
13			James Jones, RB, Florida	Lions		
16			Mike Pitts, DE, Alabama	Falcons		
18			Willie Gault, WR, Tennessee	Bears		
<b>1982</b>			2	Johnnie Cooks, LB, Mississippi State	Colts	
			11	Anthony Hancock, WR, Tennessee	Chiefs	
			13	Lindsay Scott, WR, Georgia	Saints	
	<b>1981</b>		5	E.J. Junior, LB, Alabama	Cardinals	
			24	James Brooks, RB, Auburn	Chargers	
			<b>1980</b>	14	Roland James, DB, Tennessee	Patriots
		21		Don McNeal, DB, Alabama	Dolphins	
		<b>1979</b>		6	Barry Krauss, LB, Alabama	Colts
				12	Charles Alexander, RB, LSU	Bengals
				14	Marty Lyons, DE, Alabama	Jets
27				Robert Shaw, C, Tennessee	Cowboys	

\* - Does not include supplemental drafts. For SEC first-round draft selections prior to 1979, please go to the football link under www.secsports.com.

# HONORS & ACCOLADES

MISSISSIPPI STATE • MISSOURI • SOUTH CAROLINA • TENNESSEE • TEXAS A&M • VANDERBILT



## NATIONAL FOOTBALL FOUNDATION HALL OF FAME

### PLAYERS

#### ALABAMA

- \* QB A.T.S. (Pooley) Hubert, '25
- \* HB Johnny Mack Brown, '25
- \* Tackle Fred Sington, '30
- \* FB Johnny Cain, '33
- End Don Hutson, '34
- TB Millard (Dixie) Howell, '34
- QB Riley Smith, '35
- Tackle Don Whitmire, '44
- HB Harry Gilmer, '48
- Center Vaughn Mancha, '47
- Center Lee Roy Jordan, '62
- Tackle Billy Neighbors, '62
- HB Johnny Musso, '71
- Guard John Hannah, '72
- LB Woodrow Lowe, '75
- End Ozzie Newsome, '77
- DT Marty Lyons, '78
- LB Cornelius Bennett, '86

#### ARKANSAS

- End Wear K. Schoonover, '29
- HB Clyde Scott, '48
- HB Lance Alworth, '61
- OL Loyd Phillips, '66
- End Chuck Dicus, '70
- DE Billy Ray Smith, '82
- G/LB Wayne Harris, '60
- C Ronnie Caveness, '64

#### AUBURN

- \* HB Jimmy Hitchcock, '32
- Center Walter Gilbert, '36
- FB Ed Dyas, '60
- Back Tucker Frederickson, '64
- QB Pat Sullivan, '72
- RB Bo Jackson, '85
- WR Terry Beasley, '71
- DT Tracy Rocker, '88

#### FLORIDA

- \* End Dale Van Sickle, '28
- QB Steve Spurrier, '66
- DL Jack Youngblood, '70
- WR Carlos Alvarez, '71
- LB Wilber Marshall, '83
- RB Emmitt Smith, '89
- QB Danny Wuerffel, '96

#### GEORGIA

- \* HB Robert McWhorter, '13
- \* End Vernon "Catfish" Smith, '31
- FB Bill Hartman, '38
- HB Frank Sinkwich, '42
- HB Charles Trippi, '46
- QB John Rauch, '49
- QB Fran Tarkenton, '60
- DB Jake Scott, '68
- DT Bill Stanfill, '68
- RB Herschel Walker, '82
- DB Terry Hoage, '83
- PK Kevin Butler, '84

#### KENTUCKY

- DB/RB/End Jerry Claiborne, '49
- Tackle Bob Gain, '50
- QB Vito "Babe" Parilli, '51
- OL/DL Steve Meilinger, '53
- OL Lou Michaels, '57

#### LSU

- \* QB G.E. (Doc) Fenton, '09
- QB Abe Mickal, '35
- End Gaynell Tinsley, '36
- End Ken Kavanaugh, '39
- HB Billy Cannon, '59
- HB Jerry Stovall, '62
- DB Tommy Casanova, '71
- TB Charles Alexander, '78

#### OLE MISS

- Tackle Frank (Bruiser) Kinard, '38
- HB Parker Hall, '39
- HB Doug Kenna, '41
- TB Charlie Conerly, '47
- End Barney Poole, '48
- QB Archie Manning, '71
- QB Jake Gibbs, '60
- FB Charlie Flowers, '59

#### MISSISSIPPI STATE

- Back Jackie Parker, '53
- LB D.D. Lewis, '67

#### SOUTH CAROLINA

- RB George Rogers, '80

#### TENNESSEE

- \* Guard Nate Dougherty, '09
- \* HB Eugene McEver, '31
- \* QB Robert Lee Dodd, '30
- \* Guard Herman Hickman, '31
- HB Beattie Feathers, '33
- End Bowden Wyatt, '38
- HB George Cafego, '39
- Guard Robert Suffridge, '40
- Guard Edward Molinski, '40
- HB Hank Lauricella, '52
- End Doug Atkins, '52
- Guard John Michels, '52
- Back Johnny Majors, '57
- Guard Steve DeLong, '65
- Center Bob Johnson, '68
- LB Steve Kiner, '69
- DT Reggie White, '83
- LB Frank Emanuel, '65
- OG Chip Kell, '70

#### VANDERBILT

- \* FB John J. Tigert, '04
- \* Tackle Josh Cody, '20
- \* End Lynn Bomar, '24
- \* QB William Spears, '27
- Center Carl Hinkle, '37

### COACHES

#### Name and Alma Mater

#### School(s)

- Bill Alexander (Georgia Tech) . . . . . Georgia Tech
- \* Charles Bachman (Florida) . . . . . Florida, DePauw, Northwestern, Kansas, Michigan State
- \* Dana X. Bible (Carson-Newman) . . . . . LSU
- \* Bernie Bierman (Minnesota) . . . . . Mississippi State, Tulane
- Frank Broyles (Georgia Tech) . . . . . Missouri, Arkansas
- Paul (Bear) Bryant (Alabama) . . . . . Kentucky, Alabama
- Wally Butts (Mercer) . . . . . Georgia
- Bobby Dodd (Tennessee) . . . . . Georgia Tech
- Jerry Claiborne (Kentucky) . . . . . Kentucky
- Doug Dickey (Florida) . . . . . Tennessee, Florida
- \* Mike Donahue (Yale) . . . . . Auburn, LSU
- Vince Dooley (Auburn) . . . . . Georgia
- Pat Dye (Georgia) . . . . . Auburn
- Bill Edwards (Wittenberg) . . . . . Vanderbilt
- Phillip Fulmer (Tennessee) . . . . . Tennessee
- Ray Graves (Tennessee) . . . . . Florida
- \* John Heisman (Penn.) . . . . . Auburn, Georgia Tech
- Lou Holtz (Kent State) . . . . . Arkansas, Georgia Tech
- Frank Howard (Clemson) . . . . . Alabama
- Morley Jennings (Mississippi State) . . . . . Baylor

#### Name and Alma Mater

#### School(s)

- L.M. (Biff) Jones . . . . . LSU
- Ralph (Shug) Jordan (Auburn) . . . . . Auburn
- Charlie McClendon (Kentucky) . . . . . LSU
- Dan McGugin (Michigan) . . . . . Vanderbilt
- Allyn McKeen (Tennessee) . . . . . Mississippi State
- Bernie Moore (Carson-Newman) . . . . . LSU
- \* Ray Morrison (Vanderbilt) . . . . . SMU, Vanderbilt, Temple
- Jess Neely (Vanderbilt) . . . . . Southwestern, Clemson, Rice
- R.R. Neyland (Army) . . . . . Tennessee
- Darrell Royal (Oklahoma) . . . . . Mississippi State
- Henry "Red" Sanders (Vanderbilt) . . . . . Vanderbilt
- \* Clark Shaughnessy (Minnesota) . . . . . Tulane
- Francis Schmidt . . . . . Tulsa, Arkansas, TCU, Ohio State, Idaho
- Gene Stallings (Texas A&M) . . . . . Texas A&M/Alabama
- Frank Thomas (Notre Dame) . . . . . Alabama
- Thad (Pie) Vann (Ole Miss) . . . . . Southern Miss
- John Vaught (TCU) . . . . . Ole Miss
- \* Wallace Wade (Brown) . . . . . Alabama
- G.S. (Pop) Warner (Cornell) . . . . . Georgia
- Bowden Wyatt (Tennessee) . . . . . Arkansas/Tennessee

\* Participated before SEC was organized.



# HONORS & ACCOLADES

ALABAMA • ARKANSAS • AUBURN • FLORIDA • GEORGIA • KENTUCKY • LSU • OLE MISS

## AWARD WINNERS

### Heisman Trophy

*(Presented to the nation's outstanding college football player by Downtown Athletic Club of New York.*

- 1942 HB – Frank Sinkwich, Georgia
- 1959 HB – Billy Cannon, LSU
- 1966 QB – Steve Spurrier, Florida
- 1971 QB – Pat Sullivan, Auburn
- 1982 RB – Herschel Walker, Georgia
- 1985 RB – Bo Jackson, Auburn
- 1996 QB – Danny Wuerffel, Florida
- 2007 QB – Tim Tebow, Florida
- 2009 RB – Mark Ingram, Alabama
- 2010 QB – Cam Newton, Auburn
- 2012 QB – Johnny Manziel, Texas A&M

### Maxwell Award

*Presented to the nation's outstanding college football player by the Maxwell Football Club of Philadelphia*

- 1946 HB – Charley Trippi, Georgia
- 1982 RB – Herschel Walker, Georgia
- 1996 QB – Danny Wuerffel, Florida
- 1997 QB – Peyton Manning, Tennessee
- 2003 QB – Eli Manning, Ole Miss
- 2007 QB – Tim Tebow, Florida
- 2008 QB – Tim Tebow, Florida
- 2010 QB – Cam Newton, Auburn
- 2013 QB – AJ McCarron, Alabama

### Outland Trophy

*Honoring the outstanding interior lineman in the United States, selected by the Football Writers Association of America*

- 1950 T – Bob Gain, Kentucky
- 1958 G – Zeke Smith, Auburn
- 1964 T – Steve DeLong, Tennessee
- 1968 T – Bill Stanfill, Georgia
- 1988 DT – Tracy Rucker, Auburn
- 1999 OT – Chris Samuels, Alabama
- 2000 DT – \*John Henderson, Tennessee
- 2007 DT – Glenn Dorsey, LSU
- 2008 OT – \*Andre Smith, Alabama
- 2011 OT – \*Barrett Jones, Alabama
- 2012 OT – Luke Joeckel, Texas A&M

### Manning Award

*Honoring the outstanding college quarterback*

- 2006 JaMarcus Russell, LSU
- 2010 Cam Newton, Auburn
- 2012 Johnny Manziel, Texas A&M

### Jim Thorpe Award

*First presented in 1986 to honor the nation's best defensive back by the Jim Thorpe Athletic Club of Oklahoma City.*

- 1993 Antonio Langham, Alabama
- 1996 Lawrence Wright, Florida
- 2004 Carlos Rogers, Auburn
- 2009 Eric Berry, Tennessee
- 2010 Patrick Peterson, LSU
- 2011 Morris Claiborne, LSU
- 2012 Johnthan Banks, Mississippi State

### Fred Biletnikoff Award

*Honoring the outstanding college wide receiver, presented by FWAA*

- 2001 Josh Reed, LSU

### Vince Lombardi/Rotary Award

*Honoring the outstanding college lineman of the year, sponsored by the Rotary Club of Houston*

- 1986 LB – Cornelius Bennett, Alabama
- 1988 DT – Tracy Rucker, Auburn
- 2004 DE – David Pollack, Georgia
- 2007 DT – Glenn Dorsey, LSU
- 2010 DT – Nick Fairley, Auburn

### Butkus Award

*Emblematic of the top collegiate linebacker, established by the Downtown Athletic Club of Orlando.*

- 1988 Derrick Thomas, Alabama
- 2006 Patrick Willis, Ole Miss
- 2009 Rolando McClain, Alabama
- 2013 C.J. Mosley, Alabama

### Ray Guy Award

*Recognizes the nation's top punter, presented by the Greater Augusta Sports Council.*

- 2009 Drew Butler, Georgia
- 2010 Chas Henry, Florida

### Lou Groza Award

*Presented for the first time in 1992 to honor the nation's top collegiate place-kicker. Sponsored by the Palm Beach County Sports Authority in conjunction with the Orange Bowl Committee.*

- 1993 Judd Davis, Florida
- 2003 Jonathan Nichols, Ole Miss

### Davey O'Brien Award

*Presented to the nation's best quarterback by the FWAA*

- 1995 Danny Wuerffel, Florida
- 1996 Danny Wuerffel, Florida
- 1997 Peyton Manning, Tennessee
- 2007 Tim Tebow, Florida
- 2010 Cam Newton, Auburn
- 2012 Johnny Manziel, Texas A&M

### Mike Fox/Bronko Nagurski Award

*Selected by the FWAA and the Charlotte, N.C., Touchdown Club and given to the nation's top defensive player.*

- 1998 Champ Bailey, Georgia
- 2007 Glenn Dorsey, LSU

### Johnny Unitas Golden Arm Award

*Selected by the Kentucky Chapter of the National Football Foundation and given to the nation's top senior quarterback*

- 1994 Jay Barker, Alabama
- 1996 Danny Wuerffel, Florida
- 1997 Peyton Manning, Tennessee
- 2003 Eli Manning, Ole Miss
- 2013 AJ McCarron, Alabama

### Chuck Bednarik Trophy

*Recognizes the nation's top defensive player, presented by the Maxwell Club.*

- 2004 DE – David Pollack, Georgia
- 2010 DB – Patrick Peterson, LSU
- 2011 DB – Tyrann Mathieu, LSU

### John Mackey Award

*Recognizes the nation's top tight end, presented by the Nassau County (N.J.) Sports Commission*

- 2009 Aaron Hernandez, Florida
- 2010 D.J. Williams, Arkansas

### Mosi Tatupu Award

*Recognizes the nation's top special teams player, presented by the Honolulu and Maui Quarterback Clubs.*

- 2002 Glenn Pakulak, Kentucky

### Doak Walker Award

*Presented to the nation's best running back among Division IA juniors or seniors, sponsored by the GTE/Southern Methodist Athletic Forum.*

- 1992 Garrison Hearst, Georgia
- 2006 Darren McFadden, Arkansas
- 2007 Darren McFadden, Arkansas
- 2011 Trent Richardson, Alabama

### Rimington Award

*Recognizes the nation's top center.*

- 2004 Ben Wilkerson, LSU
- 2007 Jonathan Luigs, Arkansas
- 2009 Maurkice Pouncey, Florida
- 2012 Barrett Jones, Alabama

### Ted Hendricks Award

*Recognizes the nation's top defensive end.*

- 2003 David Pollack, Georgia
- 2004 David Pollack, Georgia

### Lott Trophy

*Recognizes athletic performance and character. Presented by The Pacific Club IMPACT Foundation of Newport Beach, Calif.*

- 2004 David Pollack, Georgia
- 2005 DeMeco Ryans, Alabama
- 2007 Glenn Dorsey, LSU

### Wuerffel Trophy

*Presented to college football player who combines exemplary community service with academic and athletic achievement.*

- 2004 David Pollack, Georgia
- 2008 Tim Tebow, Florida

### Paul Hornung Award

*Presented to the nation's most versatile player*

- 2011 Brandon Boykin, Georgia
- 2013 Odell Beckham, Jr., LSU

**Bold** indicates active player



# HONORS & ACCOLADES



MISSISSIPPI STATE • MISSOURI • SOUTH CAROLINA • TENNESSEE • TEXAS A&M • VANDERBILT

## SEC ALL-AMERICANS

NOTE: First team members only; AP (Associated Press), UP (United Press), INS (International News Service), UPI (United Press-International), NEA (Newspaper Enterprises Association), CP (Central Press), FWA (Football Writers of America Association), Coaches (American Football Coaches Association), AAB (All-American Board), Camp (Walter Camp), Rice (Grantland Rice), Spt. News (Sporting News), FB News (Football News), FD (Football Digest), QB (Quarterback), CBS (Network/CBS Sportsline), NBC (National Broadcasting), CS (College Sports), SH (Scripps Howard), Rivals (Rivals.com), CNNSI/SI.com (CNN/Sports Illustrated), ESPN.com; CollegeFootballNews.com (CFN) and Pro Football Weekly (PFW).

### ALABAMA

- 1915** W.T. "Bully" Van de Graaff, Tackle  
**1925** A.T.S. "Pooley" Hubert, QB  
**1926** Hoyt "Wu" Winslett, End (NCAA Guide)  
**1929** Tony Holm, FB (NCAA Guide)  
**1930** Fred Sington, Tackle (AP, UP, INS, NEA, AAB, Rice, Colliers, NY Sun, Coll. Humor)  
**1931** Johnny Cain, FB (UP, All-American Board)  
**1932** Johnny Cain, FB (NY Sun, College Humor)  
**1933** Tom Hupke, Guard (Associated Press)  
**1934** Don Hutson, End (AP, UP, INS, NEA, Rice, Collier's, NY Sun, CP, NCAA Guide)  
 Bill Lee, Tackle (AP, UP, INS, CP, Collier's, AAB, College-Humor)  
 Millard "Dixie" Howell, HB (AP, UP, INS, NEA, Rice, Collier's, NY Sun, NCAA Guide, CP)  
**1935** Riley Smith, QB (AP, UP, INS, CP, NY Sun, Rice)  
**1936** Arthur "Tarzan" White, Guard (NCAA Guide)  
**1937** James Ryba, Tackle (NCAA Guide)  
 Leroy Monsky, Guard (AP, UP, INS, NEA, AAB, NY Sun, Rose)  
 Joe Kilgrow, HB (NCAA Guide)  
**1939** Carey Cox, Center (NCAA Guide)  
**1941** Holt Rast, End (AP, UP, INS, NEA, AAB, NY Sun, Rice, Collier's)  
**1942** Don Whitmire, Tackle (NCAA Guide)  
 Joe Domnanovich, Center (AP, UP, INS, NEA, AAB, Rice, Collier's)  
**1945** Vaughn Mancha, Center (AP, UP, INS, NEA, AAB, Rice, Collier's)  
 Harry Gilmer, TB (UPI, Spt. News, Post)  
 Eddie Salem, HB (AP)  
**1952** Bobby Marlow, HB (Athletic Pub.)  
**1954** George Mason, Tackle, (FD)  
**1961** Billy Neighbors, Tackle (AP, UPI, NEA, CP, FWA, Coaches, Sp. News, FB News)  
**1962** Lee Roy Jordan, Center (AP, UPI, NEA, CP, FWA, Coaches, Time, NY News, CBS)  
**1964** Dan Kearley, Tackle (Associated Press)  
 Wayne Freeman, Guard (NEA, NY News)  
 Joe Namath, QB (Litkenhous)  
 David Ray, HB (FB News)  
**1965** Paul Crane, Center (AP, UPI, NEA, FWA, Coaches, NY News)  
 Steve Sloan, QB (FB News)  
**1966** Cecil Dowdy, Guard (AP, UPI, NEA, CP, FWA, Coaches, NY News)  
 Ray Perkins, End (AP, NEA, FWA, Coaches)  
 Bobby Johns, DB (Central Press)  
 Richard Cole, Tackle (FB News)  
**1967** Dennis Homan, Rcv (AP, UPI, CP, FWA, Coaches, Camp, Time, Spt. News, NY News)  
 Bobby Johns, DB (UPI, Coaches, Camp, FB News)  
 Ken Stabler, QB (FB News)  
**1968** Mike Hall, LB (CP, Camp, FB News)  
 Sam Gellerstedt, Guard (FB News)  
**1969** Alvin Samples, Guard (CP, FB News)  
**1970** Johnny Musso, TB (Camp, FB News)  
**1971** Johnny Musso, TB (UPI, CP, FWA, Camp, Coaches, Time, FB News)  
 John Hannah, Tackle (Coaches)  
**1972** John Hannah, Guard (AP, UPI, NEA, FWA, Coaches, Camp, Time, Spt. News, FB News, Gridiron)  
 Jim Krapf, Center (Coaches)  
 John Mitchell, End (Coaches)  
**1973** Buddy Brown, Tackle (AP, UPI, NEA, FWA, Coaches)  
 Woodrow Lowe, LB (NEA, FWA)  
 Wayne Wheeler, WR (Camp, Spt. News, FB News, Universal Spts.)  
**1974** Leroy Cook, DE (AP, FWA)  
 Woodrow Lowe, LB (UPI, Camp, FB News)

- Mike Washington, DB (NEA, Time, FB News)  
 Sylvester Croom, Center (Coaches)  
**1975** Leroy Cook, DE (AP, UPI, FWA, Coaches, Camp, FB News)  
 Woodrow Lowe, LB (UPI)  
**1977** Ozzie Newsome, WR (AP, NEA, FWA, Camp, Coaches, Spt. News, FB News)  
**1978** Marty Lyons, DT (AP, FWA, Spt. News, FB News, NEA)  
 Barry Krauss, LB (Spt. News)  
**1979** Jim Bunch, OT (AP, Coaches, FWA)  
 Don McNeal, DB (NEA, Spt. News)  
 Dwight Stephenson, Center (FB News)  
**1980** E.J. Junior, DE (AP, UPI, NEA, FWA, Coaches, Camp, Spt. News)  
 Thomas Boyd, LB (Camp)  
**1981** Tommy Wilcox, DB (AP, UPI, Coaches, Camp, FB News)  
 Thomas Boyd, LB (NEA, Camp)  
**1982** Mike Pitts, DE (UPI, Coaches, FB News, FWA)  
 Jeremiah Castille, DB (Coaches, Kodak)  
 Tommy Wilcox, DB (Walter Camp)  
**1984** Cornelius Bennett, LB (Spt. News, FB News)  
**1985** Cornelius Bennett, LB (FB News, Camp, Spt. News)  
 Jon Hand, DT (Spt. News)  
**1986** Cornelius Bennett, LB (AP, UPI, FB News, Spt. News, Scripps-Howard, Camp, College & Pro Weekly FWA, Coaches)  
 Bobby Humphrey, RB (College & Pro Weekly)  
 Van Tiffin, PK (Scripps-Howard, College & Pro Weekly)  
**1987** Bobby Humphrey, RB (Camp, Spt. News)  
**1988** Kermit Kendrick, DB (College & Pro Weekly)  
 Derrick Thomas, LB (AP, UPI, Coaches, FWA, Camp, Scripps-Howard, Spt. News, FB News, College & Pro Weekly, Gannett News)  
**1989** John Mangum, DB (FB News)  
 Keith McCants, LB (AP, UPI, Coaches, FWA, Camp, Scripps Howard, Spt. News, FB News)  
**1990** Philip Doyle, PK (AP, Camp, Coaches, FB News, FWA, Kodak, Scripps Howard)  
**1992** John Copeland, DE (AP, Kodak, Camp, FB News, FWA, Spt. News)  
 Eric Curry, DE (AP, UPI, Kodak, Camp, Spt. News)  
**1993** Antonio Langham, DE (AP, UPI, Coaches, Camp, FB News, FWA, Scripps Howard, Spt. News)  
 David Palmer, WR (AP, UPI, Coaches, Camp, FB News, FWA, Spt. News)  
 Michael Proctor, PK (FB News)  
**1994** Michael Proctor, PK (Coaches)  
**1996** Kevin Jackson, DB (AP, Football News, Football Writers, Coaches, Spt. News)  
 Dwayne Rudd, LB (Coaches)  
 Michael Myers, DT (Spt. News)  
**1999** Chris Samuels, OL (AP, Walter Camp, AFCA, FB News, FWA, Spt. News)  
 Shaun Alexander, RB (AFCA)  
**2005** DeMeco Ryans, LB (WC, AFCA, ESPN.com, AP, CBS, Spt. News, Rivals, FWA)  
**2008** Andre Smith, OL (Consensus)  
 Antoine Caldwell, C (Consensus)  
 Terrence Cody, DL (Consensus)  
**2009** Mike Johnson, OL (AP, Camp, AFCA, SI, Spt. News)  
 Mark Ingram, RB (Consensus)  
 Leigh Tiffin, PK (AP)  
 Terrence Cody, DT (AP, Camp, FWA)  
 Rolando McClain, LB (Consensus)  
 Javier Arenas, DB/PR (AP, AFCA)  
**2010** Mark Barron (FWAA)  
**2011** Barrett Jones, OT (Consensus)  
 Trent Richardson, RB (Consensus)

- Dont'a Hightower, LB (Consensus)  
 Mark Barron, DB (Consensus)  
 Courtney Upshaw, LB (ESPN, CBS, FWA, PFW, Sicom)  
 DeQuan Menzie, DB (AFCA)  
 Dre Kirkpatrick, DB (FWAA, PFW)  
**2012** Barrett Jones, C (Consensus)  
 Chance Warmack, OL (Consensus)  
 C.J. Mosley, LB (Consensus)  
 Dee Milliner, DB (Consensus)  
 D.J. Fluker, OT (CBS)  
**2013** Ha Ha Clinton-Dix (Coaches, FWA, Spt. News)  
 Cyrus Kouandjio, OL (AP, Camp, CBS, Coaches, FWA)  
 AJ McCarron, QB (Camp, Coaches)  
 C.J. Mosley, LB (AP, Camp, CBS Coaches, FWA, Spt. News)

### ARKANSAS

(Editor's Note: Team names are not available for Arkansas All-America players.)

- 1929** Wear Schoonover, E  
**1937** Jim Benton, E  
**1948** Clyde Scott, TB (AFCA, AP)  
**1954** Bud Brooks, G (AFCA, AP, FWA, Camp)  
**1959** Jim Mooty, HB (AP)  
**1960** Wayne Harris, LB (FWAA)  
**1961** Lance Alworth, HB (FWAA)  
**1962** Billy Moore, QB (FWAA)  
**1964** Ronnie Caveness, C (FWAA, Spt. News)  
**1965** Bobby Crockett, E (FWAA)  
 Glen Ray Hines, OT (AFCA, AP, FWA, Camp)  
 Loyd Phillips, DT (AFCA, AP, Camp)  
**1966** Martine Bercher, S (Coaches, UPI)  
 Loyd Phillips, DT (AFCA, AP, FWA, Spt. News, Camp)  
**1968** Jim Barnes, G (AP)  
**1969** Rodney Brand, C (AP, FWA, Camp)  
 Chuck Dicus, E (AFCA)  
 Cliff Powell, LB (AFCA)  
**1970** Dick Bumpas, DT (AP)  
 Chuck Dicus, E (AFCA, AP, Camp)  
 Bruce James, DE (FWAA)  
 Bill McClard, PK (FWAA)  
 Bill McClard, PK (FWAA, Spt. News)  
**1971** Steve Little, PK (AFCA)  
**1976** Steve Little, PK (AFCA)  
**1977** Leotis Harris, G (AFCA, AP, Camp)  
 Steve Little, PK (AP, FWA, TSN)  
**1978** Dan Hampton, DT (AFCA)  
 Jimmy Walker, DT (FWAA)  
**1979** Greg Kolenda, OT (AFCA, AP, FWA, Camp)  
**1981** Bruce Lahay, PK (FWAA)  
 Billy Ray Smith, DE (AFCA, AP, FWA, Spt. News, Camp)  
**1982** Steve Korte, OG (AFCA, AP, FWA, Spt. News)  
 Billy Ray Smith, DE (AFCA, AP, FWA, Spt. News, Camp)  
**1983** Ron Faurot, DE (VPI)  
**1986** Greg Horne, P (AFCA)  
**1987** Tony Cherico, NG (AFCA)  
**1988** Wayne Martin, DT (AFCA, FWA, Spt. News)  
 Kendall Trainor, PK (AFCA, AP, Spt. News, Camp)  
**1989** Jim Mabry, OT (AFCA, AP, Camp)  
**1998** Brandon Burlsworth, OG (Football News)  
**2001** Jermaine Petty, LB (Coaches)  
**2002** Shawn Andrews, OT (CNNSI, FWA, AFCA, TSN, ESPN, AP)  
**2003** Shawn Andrews, OT (AP, SI.com, Camp, ESPN.com, Coaches, FWA, TSN)  
**2005** Felix Jones, KR (CFN)  
**2006** Darren McFadden, RB (AP, Camp, FWA, AFCA)



# HONORS & ACCOLADES

ALABAMA • ARKANSAS • AUBURN • FLORIDA • GEORGIA • KENTUCKY • LSU • OLE MISS

- 2007** Darren McFadden, RB (AP, Camp, AFCA, FWA)  
Jonathan Luigs, C (Camp, FWA)  
Felix Jones, KR (Camp)
- 2011** Joe Adams, RS/AP (Consensus)

## AUBURN

- 1932** Jimmy Hitchcock, HB (NCAA Guide)  
**1937** Walter Gilbert, Center  
**1942** Ray (Monk) Gafford, HB (NCAA Guide)  
**1944** Caleb (Tex) Warrington, Center (NCAA Guide)  
**1949** Travis Tidwell, QB (Williamson)  
**1954** Jim Pyburn, End (Athletic Pub.)  
**1955** Frank D'Agostino, Tackle (AP, Collier's, NY News, Hearst)  
Joe Childress, FB (FWAA)  
Fob James, HB (INS, Movietone News)  
**1957** Jimmy Phillips, End (AP, UPI, INS, NEA, CP, FWA-Look, Coaches, Hearst, Spt. News, Today, NBC)  
**1958** Zeke Smith, Guard (AP, NEA, CP, FWA-Look, Time)  
Jackie Burkett, Center (Coaches, Time)  
**1959** Zeke Smith, Guard (Coaches, Time)  
Ken Rice, Tackle, (NEA, FWA-Look)  
**1960** Ken Rice, Tackle (AP, UPI, CP, FWA-Look, Coaches, Time, Spt. News, NBC)  
Ed Dyas, FB (FWAA-Look)  
**1963** Jimmy Sidle, QB (AP, FWA-Look, FB News)  
**1964** Tucker Frederickson, FB (AP, NEA, CP, FWA-Look, Time, NY News, Spt. News)  
**1965** Jack Thornton, Tackle (NEA)  
Billy Cody, LB (FB News)  
**1967** Freddie Hyatt, End (FB News)  
**1968** Dave Campbell, Tackle (NEA)  
**1969** Buddy McClinton, Safety (AP, UPI, CP, FWA-Look, Coaches, FB News, Camp)  
**1970** Larry Willingham, DB (UPI, NEA, CP, FWA-Look, Coaches, Spt. News, FB News, Time)  
Terry Beasley, End/Flanker (FB News)  
Pat Sullivan, QB (FB News)  
**1971** Pat Sullivan, QB (AP, UPI, NEA, CP, FWA, Coaches, Camp, Spt. News, FB News, Time)  
Terry Beasley, WR (AP, UPI, NEA, CP, FWA, Coaches, Camp, Spt. News, FB News, Time)  
**1973** Steve Taylor, Center (Universal Spt.)  
**1974** Ken Bernich, LB (AP, Coaches, Camp)  
Mike Fuller, Safety (FB News)  
**1976** Neil O'Donoghue, PK (Spt. News)  
**1981** Keith Uecker, OT (Mizlou)  
**1983** Bo Jackson, RB (AP, UPI, Coaches, FWA, FB News)  
**1984** Gregg Carr, LB (AP, UPI, Coaches, FB News, Camp)  
**1985** Bo Jackson, RB (AP, UPI, FB News, Camp, Coaches, Scripps-Howard, FWA, Spt. News, College & Pro Weekly, Scripps-Howard)  
Lewis Colbert, P (Coaches, Spt. News)  
Ben Tamburello, C (FB News)  
**1986** Brent Fullwood, TB (AP, UPI, FB News, Spt. News, Scripps-Howard, Camp, College & Pro Weekly, FWA, Coaches)  
Ben Tamburello, C (AP, UPI, Spt. News, Scripps-Howard, Camp, College & Pro Weekly, FWA, Coaches)  
**1987** Aundray Bruce, OLB (Coaches, Camp, Scripps-Howard, UPI, Spt. News)  
Tracy Rocker, DT (Camp, FWA, Scripps-Howard, FB News, UPI, College & Pro Weekly)  
Stacy Searels, OT (FB News, AP)  
Kurt Crain, LB (AP)  
**1988** Tracy Rocker, DT (AP, UPI, Coaches, FWA, Camp, Scripps-Howard, Spt. News, FB News, College & Pro Weekly, Gannett)  
Walter Reeves, TE (Spt. News)  
Benji Roland, NG (Spt. News)  
**1989** Ed King, OG (AP, FWA, FB News, Scripps-Howard, Camp)  
Craig Ogletree, LB (Spt. News)  
**1990** Ed King, OG (AP, Camp, Coaches, FB News, FWA, Scripps Howard)

- David Rocker, DL (Camp, Coaches)  
**1993** Terry Daniel, P (AP, Coaches, Camp, FB News, FWA, Spt. News)  
Wayne Gandy, OT (AP, UPI, FWA, Scripps Howard, Spt. News)  
**1994** Brian Robinson, DB (AP, CS, FB News, UPI)  
Frank Sanders, WR (AP, CS, FWA, SH)  
Chris Shelling, DB (FWAA, SH)  
**1997** Victor Riley, OT (AFCA)  
Takeo Spikes, LB (Spt. News)  
**2001** Damon Duval, PK (Camp, AP, Coaches)  
**2003** Karlos Dansby, LB (Coaches, ESPN.com)  
**2004** Carlos Rogers, DB (Camp, SI.com, ESPN.com, AP, CBS Sportsline, FWA)  
Carnell Williams, RB (AFCA)  
Marcus McNeil, OL (SI.com, CBS Sportsline)  
Junior Rosegreen, DB (SI.com, CBS Sportsline)  
**2005** Marcus McNeill, OT (WC, SI.com, ESPN.com, AP, Spt. News, CFN, Rivals, FWA).  
**2010** Cam Newton, QB (AP, Camp, AFCA, SI, Spt. News)  
Nick Fairley, DT (AP, Camp, FWA, SI, Spt. News)  
Lee Ziemba, OT (Camp, AFCA, FWA, SI)  
**2011** Steven Clark, P (PFW)  
**2013** Chris Davis, PR (CBS, Spt. News)  
Tre Mason, RB (Spt. News)

## FLORIDA

- 1928** Dale Van Sickle, End (AP, NEA, Rice)  
**1952** Charles LaPradd, Tackle (AP, NY News)  
**1956** John Barrow, Guard (FWAA-Look)  
**1958** Val Heckman, Tackle (FWAA-Look)  
**1954** Larry DuPree, HB (Coaches)  
Dennis Murphy, Tackle (FB News)  
**1965** Charles Casey, End (AP, Coaches)  
Steve Spurrier, QB (FWAA-Look)  
Lynn Mathews, End (NEA)  
Bruce Bennett, DB (UPI)  
Larry Gagner, Guard (NBC, FB News)  
**1966** Steve Spurrier, QB (AP, UPI, FWA-Look, NEA, Coaches, Spt. News, FB News, Time, CP, NBC, NY News)  
Bill Carr, Center (Time, FB News)  
**1968** Guy Dennis, Guard (UPI, NY News, Camp)  
Larry Smith, FB (Spt. News, FB News)  
**1969** Carlos Alvarez, End/Flanker (UPI, NEA, Coaches, FB News, NY News, Camp)  
Steve Tannen, Sideback (FB News, Time)  
**1970** Jack Youngblood, End (CP, FWA-Look, Spt. News, FB News, Time)  
**1971** John Reaves, QB (Time)  
**1974** Ralph Ortega, LB (Time, Spt. News)  
Burton Lawless, Guard (NEA)  
**1975** Sammy Green, LB (AP, NEA, FWA)  
**1976** Wes Chandler, SE (NEA, FB News)  
**1977** Wes Chandler, WR (UPI, NEA, Spt. News, FB News)  
**1980** David Little, LB (AP, FWA, FB News)  
Cris Collinsworth, WR (NEA)  
**1982** Wilber Marshall, LB (AP, FWA)  
**1983** Wilber Marshall, LB (Camp, UPI, Coaches, FB News)  
**1984** Lomas Brown, OT (AP, Coaches, FWA-Look, Camp, Spt. News)  
Alonzo Johnson, LB (Spt. News)  
**1985** Alonzo Johnson, LB (FB News, Scripps-Howard, College & Pro Weekly)  
Jeff Zimmerman, OG (FB News, Camp, Spt. News)  
**1986** Jarvis Williams, DB (FB News)  
Jeff Zimmerman, OG (Camp)  
**1987** Jarvis Williams, DB (Camp, College & Pro Weekly)  
Louis Oliver, DB (Spt. News)  
Clifford Charlton, OLB (Spt. News)  
**1988** Trace Armstrong, DT (Spt. News)  
Louis Oliver, DB (AP, Coaches, Camp, Scripps-Howard, College & Pro Weekly)  
**1989** Emmitt Smith, RB (AP, UPI, Coaches, Camp, FWA, FB News, Scripps-Howard, Spt. News)  
**1990** Huey Richardson, LB (AP, FB News)  
Will White, DB (FWA)  
**1991** Brad Culpepper, DT (AP, FB News, Coaches, Scripps Howard)

- 1993** Judd Davis, PK (UPI)  
Errict Rhett, RB (FB News)  
**1994** Kevin Carter, DL (CS, FB News, Spt. News, UPI, Camp)  
Jack Jackson, WR (AP, Coaches, CS, FB News, FWA, SH, Spt. News, UPI)  
**1995** Jason Odum, Tackle (AP, Coaches, FB News, FWA, Spt. News, UPI, Camp)  
Danny Wuerffel (FB News)  
**1996** Danny Wuerffel, QB (Associated Press, Football News, Coaches, Spt. News)  
Ike Hilliard, WR (Football News, Coaches)  
Reidel Anthony, WR (Associated Press, Football Writers, Spt. News)  
**1997** Jacques Green, WR (FWAA, Camp, AP)  
Fred Weary, DB (FB News, Camp, Spt. News, AFCA)  
**1998** Jevon Kearse, LB (Walter Camp, Football News)  
Mike Peterson, LB (Sporting News)  
**1999** Alex Brown, DE (Walter Camp, Football News)  
**2000** Lito Sheppard, DB (Coaches, CNN SI)  
**2001** Alex Brown, DE (Camp, AP, FWA)  
Mike Pearson, OL (Spt. News, AP, FWA)  
Jabar Gaffney, WR (Camp, Spt. News, AP, Coaches, FB News, FWA)  
Rex Grossman, QB (Camp, AP, FB News)  
**2003** Keiwan Ratliff, DB (AP, SI.com, Camp, FWA, Spt. News, ESPN.com)  
Ben Troupe, TE (SI.com, ESPN.com)  
**2004** Channing Crowder, LB (ESPN.com)  
**2006** Reggie Nelson, DB (AP, Camp, FWA)  
**2007** Tim Tebow, QB (AP, Camp, FWA)  
**2008** Brandon Spikes, LB (Consensus)  
Brandon James, RS (Consensus)  
**2009** Aaron Hernandez, TE (AP, Spt. News)  
Joe Haden, DB (Consensus)  
Brandon Spikes, LB (Camp, Spt. News)  
Maurkice Pouncey, C (Camp, FWA, Spt. News)  
**2010** Chas Henry, P (AP, SI, Spt. News)  
**2011** Caleb Sturgis, PK (ESPN)  
**2012** Matt Elam, SAF (AP, SN, SI, CBS)  
Caleb Sturgis, PK (SN)  
Sharrif Floyd, DL (SN)

## GEORGIA

- 1913** Bob McWhorter, HB (Parke Davis, NY Herald)  
**1923** Joe Bennett, Tackle (NEA, Billy Evans)  
**1927** I.M. (Chick) Shiver, End (AP, Rice)  
Tom A. Nash, End (AAB)  
**1930** Herb Maffett, End (NY Post)  
Ralph (Red) Maddox, Guard (NS)  
**1931** Vernon (Cattfish) Smith, End (AP, Rice)  
**1937** William Hartman, Jr., (AA Board of FB)  
**1941** Frank Sinkwich, HB (AP, UPI, CP, AAB, Colliers, Look, Liberty, Esquire, Post, Time, Spt. News)  
**1942** Frank Sinkwich, HB (AP, UPI, INS, NEA, CP, Colliers, Look, Liberty, Esquire, Post, Time, Spt. News)  
George Poschner, End (Look)  
**1945** Mike Castronis, Tackle (NS)  
**1946** Charley Trippi, TB (AP, UPI, INS, NEA, Colliers, Life, Look, Post)  
Herb St. John, Guard (NCAA Guide)  
**1947** Dan Edwards, End, (Coaches)  
**1948** John Rauch, QB (Rice, AAB)  
**1953** Johnny Carson, End (FWAA, Paramount News)  
**1959** Pat Dye, Guard (FB News)  
**1960** Pat Dye, Guard (FB News)  
**1964** Jim Wilson, Tackle (AP, NEA, FWA-Look)  
Ray Rissmiller, Tackle (Time, Spt. News)  
**1965** George Patton, Tackle (AP, FWA-Look, FB News)  
**1966** George Patton, Tackle (AP, CP, NY News, FB News)  
Edgar Chandler, Guard (NEA)  
**1967** Edgar Chandler, Guard (AP, UPI, NEA, CP, FWA-Look, Coaches, Camp, Time, Spt. News, FB News, NY News)  
**1968** Bill Stanfill, Tackle (AP, UPI, CP, FWA-Look, Coaches, Spt. News, FB News, NY News, Camp, Time)



# HONORS & ACCOLADES



MISSISSIPPI STATE • MISSOURI • SOUTH CAROLINA • TENNESSEE • TEXAS A&M • VANDERBILT

- Jake Scott, Safety (AP, UPI, NEA, FWAA-Look, Coaches, FB News, NY News, Camp)
- 1969** Steve Greer, Guard (FB News, Sports Extra)
- 1970** Tommy Lyons, Center (Sports Extra)
- 1971** Royce Smith, Guard (AP, UPI, NEA, CP, FWAA, Coaches, Camp, Spt. News, FB News, Time)
- 1974** Craig Hertwig, Guard (AP)
- 1975** Randy Johnson, Guard (AP, UPI, Coaches, Camp)
- 1976** Joel Parrish, Guard (UPI, FWAA, Coaches, Camp, FB News)
- Mike Wilson, Tackle (AP, NEA)
- 1977** George Collins, Guard (Spt. News)
- 1980** Herschel Walker, RB (AP, UPI, NEA, FWAA, Coaches, Camp, Spt. News) Rex Robinson, PK (UPI, NEA, FWAA, Camp, FB News)
- Scott Woerner, DB (UPI, Coaches, Camp, FB News)
- 1981** Herschel Walker, RB (AP, UPI, NEA, FWAA, Coaches, Camp, Spt. News, FB News)
- 1982** Herschel Walker, RB (AP, UPI, Coaches, FB News, FWAA, Camp)
- Terry Hoage, R (AP, UPI, Coaches, Camp)
- Jimmy Payne, T (Camp)
- 1983** Terry Hoage, R (Camp, Coaches, FB News, FWAA, Spt. News, UPI)
- Kevin Butler, PK (FB News)
- Freddie Gilbert, DT (UPI)
- 1984** Kevin Butler, PK (UPI, FWAA-Look, FB News, Coaches, Camp)
- Jeff Sanchez, S (UPI, Coaches, FB News)
- 1985** John Little, R (FB News)
- Peter Anderson, C (Coaches, AP, UPI, Spt. News, College & Pro Weekly)
- 1986** John Little, R (FB News, Camp, College & Pro Weekly)
- Wilbur Stozier, T (FB News)
- 1988** Troy Sadowski, TE (Camp)
- Todd Wheeler, C (College & Pro Weekly)
- Tim Worley, RB (Coaches, FWAA, Camp, Scripps-Howard, Gannett News)
- 1992** Garrison Hearst, RB (AP, UPI, Kodak, Camp, FB News, FWAA, Spt News)
- 1993** Bernard Williams, OT (FB News)
- 1994** Eric Zeier, QB (Coaches)
- 1997** Matt Stinchcomb, OT (AFCA)
- Hines Ward, AP (FD)
- 1998** Matt Stinchcomb, OT (Walter Camp, Football News, AFCA, AP)
- Champ Bailey, DB (Walter Camp, Football News, FWAA, AFCA, AP)
- 2000** Richard Seymour, DT (Coaches, Camp)
- 2002** Boss Bailey, OLB (AFCA, Camp)
- David Pollack, DE (CNNSI, FWAA, TSN, ESPN, AP)
- Jon Stinchcomb, OT (Camp)
- 2003** Sean Jones, DB (AFCA)
- David Pollack, DE (AFCA)
- 2004** David Pollack, DE (Camp, AFCA, SI.com, ESPN.com, AP, FWAA)
- Thomas Davis, DB (Camp, AFCA, Spt. News, Rivals.com)
- 2005** Max Jean-Gilles, OL (WC, AFCA, ESPN.com, AP, Spt. News, CFN, Rivals)
- Greg Blue, DB (WC, AFCA, SI.com, ESPN.com, AP, Spt. News, CFN)
- 2008** Knowshon Moreno, RB (AFCA)
- 2009** Drew Butler, P (Consensus)
- 2010** Justin Houston, LB (FWAA)
- 2011** Jarvis Jones, LB (Consensus)
- Orson Charles, TE (AFCA)
- Bacarri Rambo, SAF (AP, Rivals)
- Drew Butler, P (Capital One)
- 2012** Jarvis Jones, LB (Consensus)

## KENTUCKY

- 1942** Clyde Johnson, Tackle (AP)
- 1949** Bob Gain, Tackle (All-Players, NY Sun, NEA)
- 1950** Bob Gain, Tackle (AP, UPI, INS, NEA, CP, FWAA-Look, AAB, NY News, FD, Par. News)
- Vito (Babe) Parilli, QB (AP, INS, Colliers, NY News, Spt. News, Par. News, AAB)

- 1951** Vito (Babe) Parilli, QB (UP, INS, NEA, CP, AAB, NY News, All-Players, Par. News, Grid. News, QB, Farley, Husing)
- Doug Moseley, Center (AP, FWAA-Look)
- 1952** Steve Meilinger, End (AP, NEA, All-Players)
- 1953** Steve Meilinger, End (NEA, Colliers, AAB, Williamson)
- 1955** Howard Schnellenberger, End (AP)
- 1956** Lou Michaels, Tackle (UP, NA, Colliers, NY News)
- 1957** Lou Michaels, Tackle (AP, NEA, FWAA-Look, Coaches, Hearst, CP, NY News, Spt. News)
- 1961** Irv Goode, Center (Time)
- 1963** Hershel Turner, Tackle (Time)
- 1965** Sam Ball, Tackle (UPI, NEA, FWAA-Look, Coaches, Time, Spt. News)
- Rodger Bird, HB (Time, NBC)
- Rick Norton, QB (Time, NBC)
- 1974** Elmore Stephens, TE (Time)
- Rick Nuzum, Center (NEA)
- 1976** Warren Bryant, Tackle (Coaches Camp)
- 1977** Art Still, End, (AP, UPI, NEA, Coaches, FWAA, Camp, Spt. News, FB News)
- Coaches, Time, Spt. News)
- 1989** Mike Pfeifer, OT (FB News)
- 1998** Tim Couch, QB (Walter Camp, FWAA)
- 1999** James Whalen, TE (AP, FWAA)
- 2002** Derek Abney, RS (CNNSI, FWAA, TSN, Camp, ESPN, AP)
- 2010** Randall Cobb, AP (AP, SI)

## LSU

- 1935** Gaynell Tinsley, End (AP)
- 1936** Gaynell Tinsley, End (AP)
- 1939** Ken Kavanaugh, End (AP)
- 1951** George Tarasovic, Center (NEA)
- 1954** Sid Fournet, Tackle (Look, FWAA, NEA, UPI, AP, Williamson, INS)
- 1957** Jimmy Taylor, FB (FWAA-Look)
- 1958** Max Fugler, Center (FWAA-Look, NBC)
- Billy Cannon, HB (AP, UPI, NEA, CP, Coaches, Spt. News, NY News, FWAA-Look, Time, NBC, Leahy)
- 1959** Billy Cannon, HB (AP, UPI, NEA CP, Coaches, FWAA-Look, Spt. News, NY News, NBC, Hearst)
- 1961** Roy Winston, Guard (AP, UPI, NEA, CP, FWAA-Look, Coaches, NY News, Spt. News, Time)
- 1962** Jerry Stovall, HB (AP, UPI, NEA, CP, FWAA-Look, Coaches, NY News, Spt. News, Time, CBS)
- Fred Miller, Tackle (FWAA-Look)
- 1963** Remi Prudhomme, Tackle (NEA, NY News, FB News)
- 1964** George Rice, Tackle (Time, Spt. News)
- Doug Moreau, End (FB News)
- 1967** John Garlington, End (Coaches)
- 1969** George Bevan, LB (FWAA-Look, Coaches)
- Tommy Casanova, DB (FB News)
- 1970** Mike Anderson, LB (AP, UPI, CP, FWAA-Look, Coaches, FB News, Time)
- Tommy Casanova, DB (AP, Coaches)
- 1971** Tommy Cassanova, DB (UPI, CP, FWAA, Camp, FB News, Time)
- Ronnie Estay, Tackle (Coaches)
- 1972** Bert Jones, QB (UPI, NEA, Coaches, Time, Spt. News)
- Warren Capone, LB (FWAA)
- 1973** Tyler Lafauci, Guard (AP, NEA, Camp)
- Warren Capone, LB (FWAA, Coaches)
- 1974** Mike Williams, DB (Coaches, Spt. News, Time)
- 1977** Charles Alexander, RB (UPI, Coaches, FWAA, Camp)
- 1978** Charles Alexander, RB (Coaches, FWAA, Camp, Spt. News, NEA)
- Robert Dugas, OT (FB News)
- 1982** James Britt, DB (NEA)
- Al Richardson, LB (FB News)
- 1983** Eric Martin, SE (Spt. News)
- 1984** Lance Smith, OT (UPI, Coaches, FB News)
- 1985** Michael Brooks, LB (AP, Scripps-Howard, College & Pro Weekly)
- 1986** Wendell Davis, SE (Spt. News, College & Pro Weekly, FWAA)

- 1987** Wendell Davis, WR (Coaches, FWAA, Scripps-Howard, FB News, UPI, College & Pro Weekly)
- Nacho Albergamo, C (Coaches, Camp, AP, UPI, College & Pro Weekly)
- 1988** Greg Jackson, DB (Gannett News)
- 1996** Kevin Faulk, AP (Associated Press)
- 1997** Alan Faneca, OG (FB News, Camp, Spt. News, AP, FD)
- Chad Kessler, P (AFCA, FB News, Camp, Spt. News, AP)
- 1998** Anthony McFarland, DT (FB News, AP)
- Todd McClure, C (AFCA)
- 2001** Josh Reed, WR (Camp, Spt. News, AP, FWAA)
- 2002** Bradie James, LB (AFCA, TSN)
- 2003** Skyler Green, RS (SI.com, ESPN.com)
- Chad Lavalais, DT (AP, SI.com, ESPN.com, Camp, FWAA, Spt. News)
- Stephen Peterman, OL, (SI.com, ESPN.com, Spt. News)
- Corey Webster, DB (AFCA)
- 2004** Marcus Spears, DE (Camp, AFCA, AP)
- Ben Wilkerson, C (AFCA, Spt. News)
- Corey Webster, DB (AFCA, Spt. News)
- 2005** Claude Wroten, DL (CFN)
- Kyle Williams, DL (Rivals)
- Skyler Green, PR (Rivals)
- 2006** Glenn Dorsey, DT (AP, AFCA)
- LaRon Landry, DB (AP, AFCA)
- Glenn Dorsey, DT (AP, Camp, AFCA, FWAA)
- Craig Steltz, S (AP, Camp, FWAA)
- 2007** Herman Johnson, OL (AP)
- 2010** Patrick Peterson, DB/KR/PR (Consensus)
- Josh Jasper, PK (FWAA, Spt. News)
- 2011** Morris Claiborne, DB (Consensus)
- Tyrann Mathieu, DB (Consensus)
- Tyrann Mathieu, PR (Rivals, SI.com, CBS)
- Will Blackwell, OG (ESPN, Rivals)
- Sam Montgomery, DE (FWAA, PFW)
- Brad Wing, P (AP, CBS, SI.com)
- 2012** Eric Reid, DB (Consensus)
- Kevin Minter, LB (SI)
- 2013** Odell Beckham, Jr., KR (CBS, FWAA)

## OLE MISS

- 1936** Frank (Bruiser) Kinard, Tackle (NS, AAB)
- 1937** Frank (Bruiser) Kinard, Tackle (UP, INS, NEA, NY News, Par. News, Fox-Movietone)
- 1938** Parker Hall, HB (AP, UP, NY Sun, (Brooklyn Eagle, Williamson)
- 1947** Charlie Conerly, TB (UP, INS, NEA, FWAA-Look, All-Players, PIC, Houlgate, Williamson)
- Barney Poole, End (UP, Coaches, AAB, PIC, QB, NY News, Par. News, Houlgate, Williamson)
- 1948** Barney Poole, End (AP, INS, All-Players, Houlgate, Williamson, Fraley, Bill Stern)
- 1952** Kline Gilbert, Tackle (AP, FWAA-Look, FB Digest)
- Jimmy Lear, QB (Red Grange)
- 1953** Crawford Mims, Guard, (AP, UP, NEA, FWAA-Look, Colliers, NBC, FD, Spt. News, Williamson)
- 1954** Rex Boggan, Tackle (AP)
- 1956** Paige Cothren, FB (College Editors)
- 1957** Jackie Simpson, Guard (Coaches, FWAA-Look)
- 1959** Charles Flowers, FB (AP, UPI, NEA, CP, FWAA-Look, Coaches, NBC, Spt. News, NY News)
- Marvin Terrell, Guard (FWAA-Look)
- 1960** Jake Gibbs, QB (AP, UPI, NEA, CP, FWAA-Look, Coaches, NY News, Spt. News, NBC)
- 1961** Billy Ray Adams, FB (FWAA-Look)
- Jim Dunaway, Tackle (FB News)
- Treva Bolin, Guard (Time)
- Doug Elmore, QB (CP)
- 1962** Jim Dunaway, Tackle (NEA, UPI, NY News, Time, CBS, Spt. News, FB News)
- Glynn Griffing, QB (FWAA-Look)
- 1963** Kenny Dill, Center (FWAA-Look, FB News)
- 1964** Allen Brown, End (AP, Time, Spt. News)
- Stan Hindman, Guard (Time, NBC, Spt. News, FB News)





# HONORS & ACCOLADES

ALABAMA • ARKANSAS • AUBURN • FLORIDA • GEORGIA • KENTUCKY • LSU • OLE MISS

- Billy Clay, DB (Spt. News)
- 1967** Jim Urbanek, Tackle (FB News)
- 1969** Archie Manning, QB (FB News)
- Glenn Cannon, Safety (Coaches, Spt. News, Time)
- 1970** Archie Manning, QB (FB News)
- 1973** Harry Harrison, DB (NEA)
- 1979** Jim Miller, Punter (UPI, NEA, FWAA, Camp, Spt. News)
- 1984** Freddie Joe Nunn, DE (UPI, FB News)
- 1985** Bill Smith, P (FB News, FWAA, College & Pro Weekly)
- 1986** Bill Smith, P (FB News, Camp, College & Pro Weekly)
- 1988** Wesley Walls, TE (AP)
- 1992** Everett Lindsay, OT (AP, FWAA)
- 1998** Rufus French, TE (Walter Camp, Football News, AFCA, AP, The Sporting News)
- 2000** Ken Lucas, DB (Rivals)
- 2001** Terrence Metcalf, OT (Camp, Coaches, FB News)
- 2006** Patrick Willis, LB (AP, Camp, FWAA)
- 2008** Michael Oher, OL (Consensus)
- Peria Jerry, DT (AP)
- 2013** Cody Prewitt, S (AP)

## MISSISSIPPI STATE

- 1940** Erwin (Buddy) Elrod, End (NCAA Guide)
- 1951** Joe Fortunato, FB (Athletic Pub.)
- 1953** Jackie Parker, QB (FWAA-Look)
- 1954** Hal Easterwood, Center (FWAA-Look)
- 1955** Scott Suber, Guard (NEA)
- Art Davis, HB (FWAA-Look)
- 1967** D.D. Lewis, LB (NEA, NY News)
- 1972** Frank Dowsing, DB (FB News)
- 1974** Jimmy Webb, DE (Coaches, Camp)
- 1976** Stan Black, Safety (NEA)
- 1980** Mardye McDole, WR (Spt. News)
- 1981** Johnnie Cooks, LB (AP, NEA, FWAA, Spt. News, FB News)
- Glen Collins, DT (Spt. News)
- 1982** Wayne Harris, OG (Spt. News, Mizlou)
- 1994** Eric Moulds, RS (AP)
- 1999** Barrin Simpson, LB (Sporting News)
- 2000** Fred Smoot, DB (AP, Spt. News, FB News, Camp)
- 2011** Fletcher Cox, DT (PFW)
- 2012** Johnthan Banks, DB (WC, FWAA)

## MISSOURI

- 2013** Michael Sam, DL (Consensus)

## SOUTH CAROLINA

- 1954** Frank Mincevich, G (FWAA)
- 1969** Warren Muir, FB (Coaches)
- 1970** Dick Harris, DB (Coaches, FB News)
- 1972** John LeHeup, DT (Coaches)
- 1978** Rick Sanford, DB (Spt. News)
- 1979** George Rogers, RB (AP)
- 1980** George Rogers, RB (AP, UPI, Coaches, FB News, Spt. News, Camp, FWAA)
- 1982** Andrew Provence, DT (Spt. News)
- 1984** Del Wilkes, OG (AP, Camp, Coaches)
- James Seawright, LB (AP, FWAA)
- 1986** Sterling Sharpe, WB (FWAA, Spt. News)
- 2000** Sheldon Brown, DB (Coaches)
- 2001** Kalimba Edwards, LB (Spt. News)
- 2005** Ko Simpson, DB (CBS, CFN, FWAA)
- 2009** Eric Norwood, LB (AP, Camp, SI)
- 2010** Alshon Jeffery, WR (AFCA, FWAA)
- 2011** Melvin Ingram, DL (Consensus)
- 2012** Jadeveon Clowney, DL (Consensus)
- 2013** Kelcy Quarles, DT (Spt. News)

## TENNESSEE

- 1929** Gene McEver, HB (UP, NEA)
- 1930** Bobby Dodd, QB (NEA, Rice)
- 1931** Herman Hickman, Guard (Rice)
- 1933** Beattie Feathers, HB (AP, UP, Rice)
- 1938** Bowden Wyatt, End (UP, INS, Rice)
- Bob Suffridge, Guard (UP)
- 1939** George Cafego, HB (INS)
- Bob Suffridge, Guard (UP, INS)
- Ed Molinski, Guard (Rice)

- Abe Shires, Tackle (INS)
- 1940** Bob Suffridge, Guard (AP, UP, INS, Rice)
- Bob Foxx, HB (INS)
- 1944** Bob Dobelstein, Guard (NY Sun)
- 1946** Dick Huffman, Tackle (AP, Rice)
- 1950** Ted Daffer, Guard (Colliers)
- Bud Sherrod, End (NEA)
- 1951** Hank Lauricella, HB (AP, UP, NEA, INS, CP, FWAA-Look, Colliers, AAB, NY News, All-Players, QB, Par. News, Fraley, Husing)
- Ted Daffer, Guard (INS, NEA, NY News)
- Bill Pearman, Tackle (AP, NEA, FWAA-Look, NY News)
- 1952** Doug Atkins, Tackle (INS, AAB, NY News)
- John Michels, Guard (AP, UP, NEA, FWAA-Look, AAB, QB, NY News, All-Players)
- 1954** Darris McCord, Tackle (FWAA-Look)
- 1956** Johnny Majors, HB (AP, UP, INS, NEA, FWAA-Look, Colliers, Hearst, Spt. News, NY News, NBC, Leahy)
- Kyle (Buddy) Cruze, End (FWAA-Look)
- 1957** Bill Johnson, Guard (NEA, FWAA-Look)
- 1963** Steve DeLong, Guard (FWAA-Look, FB News)
- 1964** Steve DeLong, Guard (AP, NEA, FWAA-Look, NY News, NBC, Time, Spt. News, FB News)
- 1965** Frank Emanuel, LB (AP, NEA, FWAA-Look, Time, Spt. News, FB News)
- 1966** Paul Naumoff, LB (AP, UPI, FWAA-Look, Coaches, FB News)
- Austin Denney, End (NEA)
- Ron Widby, Punter (Spt. News)
- Bob Johnson, Center (FB News)
- 1967** Bob Johnson, Center (AP, UPI, NEA, FWAA-Look, Coaches, Time, Spt. News, NY News)
- Al Dorsey, DBI (UPI, NY News, FB News)
- Richmond Flowers, WB (FB News)
- 1968** Charley Rosenfelder, Guard (AP, UPI, NEA, CP, FWAA-Look, Coaches, NY News, Camp)
- Steve Kiner, LB (AP, CP, FWAA-Look, FB News)
- Jim Weatherford, DB (Coaches)
- 1969** Chip Kell, Guard (AP, UPI, CP, FWAA-Look, Coaches, FB News, NY News, Camp)
- Steve Kiner, LB (AP, UPI, NEA, CP, FWAA-Look, Coaches, FB News, NY News, Spt. News, Camp, Time)
- Jack Reynolds, LB (FB News)
- 1970** Chip Kell, Guard (AP, UPI, NEA, CP, FWAA-Look, Coaches, FB News)
- Jackie Walker, LB (NEA, FB News)
- 1971** Bobby Majors, DB (AP, UPI, NEA, CP, FWAA, Time, Coaches, Camp, Spt. News, FB News)
- Jackie Walker, LB (UPI, CP, FWAA, Camp, FB News)
- 1972** Jamie Rotella, LB (UPI, Coaches, FB News)
- Conrad Graham, DB (UPI, FB News)
- Ricky Townsend, PK (FWAA)
- 1973** Eddie Brown, DB (FB News)
- Ricky Townsend, PK (FWAA)
- 1975** Larry Seivers, End (AP, FWAA, FB News)
- 1976** Larry Seivers, End (AP, UPI, NEA, Coaches, Camp, Spt. News, FB Today)
- 1979** Roland James, DB (UPI, NEA, Coaches, FWAA, Camp, Spt. News, FB News)
- 1982** Willie Gault, WR (NEA, FWAA)
- 1983** Reggie White, DT (Camp, Coaches, FB News, FWAA, AP, UPI, Spt. News)
- Jimmy Colquitt, P (Camp)
- 1984** Bill Mayo, OG (UPI, FB News, Camp)
- 1985** Tim McGee, WR (AP, UPI, Coaches, College & Pro Weekly)
- Chris White, S (Scripps-Howard)
- 1987** Harry Galbreath, OG (Spt. News)
- 1988** Keith DeLong, LB (AP, UPI, Spt. News, Gannett News)
- 1989** Eric Still, OG (AP, UPI, Coaches, Camp, FWAA, Scripps-Howard, Spt. News)
- 1990** Antone Davis, OT (AP, Camp, Coaches, FB News, FWAA, Scripps Howard)
- 1991** Dale Carter, DB (AP, Camp, FB News, FWAA, Scripps Howard)

- Carl Pickens, WR (Coaches, FB News, Scripps Howard)
- 1993** John Becksvort, PK (FWAA, Scripps Howard)
- 1994** Jeff Smith, OG (SH)
- 1997** Peyton Manning, QB (FB News, FWAA, Camp, Spt. News, AP, AFCA, FB Digest)
- 1998** Al Wilson, LB (FWAA, AFCA, AP)
- 1999** Cosey Coleman, OL (AP, Camp, FB News, FWAA, Coaches)
- Deon Grant, DB (AFCA, Camp, Spt. News)
- Raynoch Thompson, LB (AFCA)
- 2000** John Henderson, DT (AP, Coaches, FWAA, Spt. News, Rivals, FB News, CNN SI)
- Alex Walls, PK (Rivals)
- 2001** John Henderson, DT (Camp, Spt. News, AP, Coaches, FWAA)
- Travis Stephens, RB (AP, FWAA)
- 2003** Dustin Colquitt, P (AP, Camp, FWAA, Spt. News)
- 2004** Michael Munoz, OL (AFCA, AP)
- Kevin Burnett, LB (AFCA)
- Jesse Mahelona, DT (Spt. News)
- 2006** Robert Meachem, WR (FWAA)
- Aaron Sears, OL (Camp, AFCA)
- 2007** Daniel Lincoln, PK (FWAA)
- 2008** Eric Berry, UT (Consensus)
- 2009** Eric Berry, UT (Consensus)

## TEXAS A&M

- 2012** Luke Joeckel, OT (Consensus)
- Johnny Manziel, QB (Consensus)
- Damontre Moore, DL (AFCA)
- 2013** Mike Evans (AP, Camp, CBS, Coaches, FWAA, SI)
- Drew Kaser, P (SI, Spt. News)
- Jake Matthews, OL (Consensus)

## VANDERBILT

- 1911** Ray Morrison, QB (NY World)
- 1923** Lynn Bomar, End (Camp, Frank Menke)
- 1924** H.C. (Hek) Wakefield, End (NS, Lawrence Perry, Billy Evans)
- 1927** Bill Spears, QB (AP, NEA)
- 1928** Dick Abernathy, End (CP)
- 1929** John "Bull" Brown, Guard (Coaches)
- 1932** Pete Gracey, Center (UP)
- 1937** Carl Hinkle, Center (AP, Rice, Liberty)
- 1941** Bob Gude, Center (Paramount News)
- 1950** Bucky Curtis, End (INS, FWAA-Look)
- 1958** George Deiderich, Guard (AP, FWAA-Look, Coaches)
- 1968** Chip Healy, LB (CP)
- 1969** Bob Asher, Tackle (NEA, CP)
- 1972** Ken Stone, DB (Gridiron)
- 1974** Barry Burton, TE (FB News)
- 1982** Jim Arnold, P (AP, UPI, FWAA, Coaches, FB News)
- Allama Matthews, TE (FB News)
- 1983** Chuck Scott, TE (Spt. News)
- 1984** Ricky Anderson, P (AP, UPI, Coaches Football Writers, FB News, Camp)
- 1987** Chris Gaines, LB (Coaches)
- 1996** Bill Marinangel, P (Spt. News)
- 1997** Jamie Duncan, LB (FWAA, AFCA)
- 2008** D.J. Moore, DB (Spt. News)

# HONORS & ACCOLADES

MISSISSIPPI STATE • MISSOURI • SOUTH CAROLINA • TENNESSEE • TEXAS A&M • VANDERBILT



## 2013 SEC ACADEMIC HONOR ROLL

### Alabama Major

Spencer Baumhower . . . . .	Management
Leon Brown . . . . .	Human Environmental Sciences
Paden Crowder . . . . .	Mechanical Engineering
Cade Foster . . . . .	Marketing
Jalston Fowler . . . . .	Sport Management
Daniel Geddes . . . . .	Management
Adam Griffith . . . . .	Criminal Justice
Alex Harrelson . . . . .	Pre-Business
Harrison Jones . . . . .	MBA Program
Kyle Kazakevicius . . . . .	Finance
Ryan Kelly . . . . .	Management
Korren Kirven . . . . .	Advertising
Arie Kouandjio . . . . .	Economics
Wilson Love . . . . .	Marketing
Cody Mandell . . . . .	Communications
C.J. Mosley . . . . .	Health Studies
Kevin Norwood . . . . .	Sport Management
Matt Sandlin . . . . .	History
Geno Smith . . . . .	Communications
Anthony Steen . . . . .	Health Studies
Vinnie Sunseri . . . . .	Management
M.K. Taylor . . . . .	Management
Matt Tinney . . . . .	Human Environmental Science
Brian Vogler . . . . .	Sport Management
Paul Waldrop . . . . .	Biology
Jared Watson . . . . .	Biology
Jeremy Watson . . . . .	Biology
Kellen Williams . . . . .	Sport Management

### Arkansas Major

Brandon Allen . . . . .	Recreation & Sport Management
Dakota Baggett . . . . .	Kinesiology
Toby Baker . . . . .	Financial Management
Roy Buchanan . . . . .	Recreation & Sport Management
Brian Buehner . . . . .	Financial Management
Alex Cacciarelli . . . . .	Food Human Nutrition & Hospitality
Luke Charpentier . . . . .	Food Human Nutrition & Hospitality
Jared Collins . . . . .	Kinesiology
Brey Cook . . . . .	Communication
Marcus Danenhauer . . . . .	Kinesiology
Alan D'Appollonio . . . . .	Political Science/International Relations
Adam Deacon . . . . .	Communication
Trey Flowers . . . . .	Economics
Roy Gervasi . . . . .	Marketing
Drew Gorton . . . . .	Recreation & Sport Management
Javontee Herndon . . . . .	Communication
Zach Hocker . . . . .	Communication
Price Holmes . . . . .	Kinesiology
Austin Jones . . . . .	Journalism
Adam McFain . . . . .	Supply Chain Management
Chris Saunders . . . . .	Management
Jeremy Sprinkle . . . . .	Recreation & Sport Management
Chris Stringer . . . . .	History
Travis Swanson . . . . .	Criminal Justice
Austin Tate . . . . .	Agricultural Business
R. Scotty Thurman . . . . .	Information Systems
Alex Voelzke . . . . .	Industrial Engineering
JaMichael Winston . . . . .	Recreation & Sport Management

### Auburn Major

Will Adams . . . . .	Pre-Building Science
Cameron Artis-Payne . . . . .	Public Administration
Gage Batten . . . . .	Biomedical Sciences, Pre-Med
Reid Brooks . . . . .	Pre-Chemical Engineering
Steven Clark . . . . .	Exercise Science Graduate
Michael Clifton . . . . .	Mechanical Engineering
Reese Dismukes . . . . .	Public Administration
Ben Durand . . . . .	Public Administration

Adam Dyas . . . . .	Biomedical Sciences, Pre-Med
Nosa Eguae . . . . .	Physical Activity and Health
Tunde Fariyike . . . . .	Biomedical Sciences, Pre-Med
Trent Fisher . . . . .	Communication
Alex Kozan . . . . .	Finance
Alex Kviklys . . . . .	Marketing
Duncan McKinney . . . . .	Entrepreneurship and Family Business
Cassanova McKinzy . . . . .	Public Administration
Cody Parkey . . . . .	Communication
Greg Robinson . . . . .	Public Administration
Craig Sanders . . . . .	Fitness, Conditioning and Performance
Chandler Shakespeare . . . . .	Adult Education Graduate
Jackson Thomas . . . . .	Civil Engineering
Patrick Young . . . . .	Biomedical Sciences, Pre-Med

### Florida Major

Cody Adams . . . . .	Criminology
Raphael Andrades . . . . .	Sport Management
Jeremy Brown . . . . .	Sport Management
David Campbell . . . . .	Economics
Kyle Christy . . . . .	Civil Engineering
Tim Clark . . . . .	Sport Management
Bair Diamond . . . . .	Biology
Drew Ferris . . . . .	Psychology
Max Garcia . . . . .	Family, Youth & Community Sciences
Austin Hardin . . . . .	Sport Management
Mark Herndon . . . . .	Family, Youth & Community Sciences
Michael Iorio . . . . .	Criminology
Joey Ivie . . . . .	Social & Behavioral Sciences
Christopher Maignan . . . . .	Fitness/Wellness
Darius Masline . . . . .	Criminology
Michael McNeely . . . . .	Exercise Physiology
Andrew Mobley . . . . .	Criminology
Skyler Mornhinweg . . . . .	English
Antonio Morrison . . . . .	Criminology
Tyler Murphy . . . . .	Telecommunications
Ryan Parrish . . . . .	Biology
Bradley Phillips . . . . .	Nutrition
Christian Provancha . . . . .	Environmental Sciences
Matt Rolin . . . . .	Social & Behavioral Sciences
Evan Schroeder . . . . .	General Business
Colin Thompson . . . . .	Public Relations
Francisco Velez . . . . .	Political Science
Justin Vogel . . . . .	General Business
Dakota Wilson . . . . .	Psychology

### Georgia Major

Faton Bauta . . . . .	Sport Management
Patrick Beless . . . . .	Risk Management and Insurance
Michael Bennett . . . . .	Sport Management
Gregory Bingham . . . . .	International Affairs
Chris Burnette . . . . .	Business
Corey Campbell . . . . .	Biological Science
Reginald Carter . . . . .	Unspecified
Jared Chapple . . . . .	Human Development & Family Sciences
Chris Conley . . . . .	Journalism
Adam Erickson . . . . .	Real Estate
Wright Gazaway . . . . .	Digital & Broadcast Journalism
Devin Gillespie . . . . .	Criminal Justice
Austin Herod . . . . .	Exercise & Sport Science
Merritt Hall . . . . .	Management
Brandon Harton . . . . .	Psychology
Ethan Jackson . . . . .	Exercise & Sport Science
Kyle Karempellis . . . . .	Finance
Clinton Kirk . . . . .	Management
Thomas Long . . . . .	Finance

Christian LeMay . . . . .	Communication Studies
Arthur Lynch . . . . .	History
Taylor Maxey . . . . .	Finance
Keith Marshall . . . . .	Management
Rhett McGowan . . . . .	Sport Management
Marshall Morgan . . . . .	Business
Gregory Mulkey . . . . .	Agricultural Engineering
Aaron Murray . . . . .	Psychology
Connor Norman . . . . .	Exercise & Sport Science
Alexander Parsons . . . . .	Exercise & Sport Science
Dillard Pinkston . . . . .	Management
Thomas Pritchard . . . . .	Biological Science
Lucas Redd . . . . .	Health & Physical Education
Blake Sailors . . . . .	Consumer Economics
Garrison Smith . . . . .	History
Dimitrios Vavlas . . . . .	Biological Science
Hugh Williams . . . . .	Advertising
Andrew Wilson . . . . .	Mathematics Education
Christopher Young . . . . .	Criminal Justice

### Kentucky Major

John Ballis . . . . .	Business Management
Steven Borden . . . . .	Integrated Strategic Communication
Tyler Brause . . . . .	Exercise Science
Alvin Davis . . . . .	Exercise Science
Bill Davis . . . . .	Nutrition and Food Science
Eric Dixon . . . . .	Community and Leadership Development
Landon Foster . . . . .	Finance
Max Godby . . . . .	Communication
Cody Jones . . . . .	Special Education
Patrick Ligon . . . . .	Agricultural Economics
Joe Mansour . . . . .	Business Management/Marketing
Kelly Mason . . . . .	Finance/Marketing
Zach Myers . . . . .	Communication
Max Strong . . . . .	Marketing
Jordan Swindle . . . . .	Exercise Science
Jon Toth . . . . .	Mechanical Engineering
Patrick Towles . . . . .	Marketing/Political Science
Dakotah Tyler . . . . .	Community and Leadership Development
D.J. Warren . . . . .	Community and Leadership Development
Jordan Watson . . . . .	Political Science
Jalen Whitlow . . . . .	Integrated Strategic Communication
Zane Williams . . . . .	Exercise Science
Jeff Witthuhn . . . . .	Exercise Science

### LSU Major

Colby Delahoussaye . . . . .	General Business
Seth Fruge . . . . .	Nutrition
James Hairston . . . . .	Finance
Jamie Kehn . . . . .	Sport Administration
Mark Laborde . . . . .	Kinesiology
Thomas Lebeau . . . . .	Mechanical Engineering
Grant Leger . . . . .	Sport Administration
Christian Pittman . . . . .	Sociology

### Ole Miss Major

Justin Bigham . . . . .	Exercise Science
Matt Brown . . . . .	Chemical Engineering
Pierce Burton . . . . .	General Studies
Tyler Campbell . . . . .	MBA
Chris Conley . . . . .	MBA
Robert Conyers . . . . .	Insurance and Risk Management
Dylan Dyer . . . . .	Criminal Justice
Andrew Fletcher . . . . .	Political Science
Tyler Gray . . . . .	Undeclared
Chase Hughes . . . . .	Exercise Science
Ethan Hutson . . . . .	Management



# HONORS & ACCOLADES

ALABAMA • ARKANSAS • AUBURN • FLORIDA • GEORGIA • KENTUCKY • LSU • OLE MISS

Emmanuel McCray . . . . .	Exercise Science
Christian Morgan . . . . .	Business Undeclared
Nathan Noble . . . . .	Marketing
Jack Nuismer . . . . .	MBA
Andy Pappanastos . . . . .	Business Undeclared
John Ratliff . . . . .	Biology
Robert Ratliff . . . . .	MBA
Andrew Ritter . . . . .	MBA
Charlie Scott . . . . .	Managerial Finance
D.T. Shackelford . . . . .	Higher Education
Walker Sturgeon . . . . .	History
John Youngblood . . . . .	Marketing and Corporate Relations
Taz Zettergen . . . . .	Insurance and Risk Management

## Mississippi State Major

Richie Brown . . . . .	Industrial Technology
Ryan Brown . . . . .	Business Administration
Taveze Calhoun . . . . .	Kinesiology
Cole Carter . . . . .	Kinesiology
Josh Creekmore . . . . .	Biological Engineering
Devon Desper . . . . .	Business Administration
Taylor Earhart . . . . .	Accounting
Nick Griffin . . . . .	Kinesiology
Brandon Hill . . . . .	Kinesiology
Brandon Holloway . . . . .	Kinesiology
Archie Muniz . . . . .	Kinesiology
Ivan Muniz . . . . .	Kinesiology
Dak Prescott . . . . .	Educational Psychology
Justin Senior . . . . .	Political Science
Evan Sobiesk . . . . .	Microbiology
Baker Swedenburg . . . . .	Information Systems
John Van Horn . . . . .	Geoscience
Nickoe Whitley . . . . .	Workforce Education

## Missouri Major

Michael Brennan . . . . .	Business Administration
Christian Brinser . . . . .	Middle School Education
Justin Britt . . . . .	General Studies
Brayden Burnett . . . . .	Educational & Counseling Psychology
Taylor Chappell . . . . .	Health Science
Sean Culkin . . . . .	Business
Tyler Davis . . . . .	Mechanical Engineering
Clayton Echard . . . . .	Health Science
Marvin Foster . . . . .	Health Administration
Michael Godas . . . . .	Sports Management
Matthew Hoch . . . . .	Middle School Education
Tanner Hull . . . . .	Nutritional Sciences
Jacob Hurrell . . . . .	Business
Wesley Leftwich . . . . .	Nutrition
Marcus Lucas . . . . .	Business Marketing
Connor McGovern . . . . .	Agriculture Economics
Nicolas Monaghan . . . . .	Educational Studies
Mitch Morse . . . . .	Hospitality Management
Blake Owens . . . . .	Health Science
Michael Scherer . . . . .	Business
Andrew Stevens . . . . .	Psychology
Morgan Steward . . . . .	Communications
Gregory White . . . . .	Health Science
Matthew White . . . . .	Industrial Engineering
Christian Williams . . . . .	Mechanical Engineering
Jordan Williams . . . . .	Accountancy

## South Carolina Major

Jerrell Adams . . . . .	Undecided
Landon Ard . . . . .	Sport Management
KJ Brent . . . . .	Hotel Management
Damiere Byrd . . . . .	Sport Management
AJ Cann . . . . .	Sociology
Shon Carson . . . . .	Sport Management
Ryland Culbertson . . . . .	Interdisciplinary Studies
Jordan Diaz . . . . .	Exercise Science
Jordan Diggs . . . . .	Broadcast Journalism

Bruce Ellington . . . . .	Sociology
Kyle Fleetwood . . . . .	Broadcast Journalism
Deon Green . . . . .	Business Administration
TJ Gurley . . . . .	Integrated Technology
Austin Hails . . . . .	Biology
TJ Holloman . . . . .	Accounting
Kaiwan Lewis . . . . .	Criminal Justice
Rico McWilliams . . . . .	Sociology
Brendan Nosovitch . . . . .	Business Administration
Ronald Patrick . . . . .	Criminal Justice
Corey Robinson . . . . .	Hotel Management
Garrett Shank . . . . .	Business Administration
Will Sport . . . . .	Business Administration
Dylan Thompson . . . . .	Sport Management
Cody Waldrop . . . . .	Criminal Justice
David Wilkins . . . . .	Sport Management

## Tennessee Major

Max Arnold . . . . .	Sport Management
Patrick Ashford . . . . .	Political Science
Cody Blanc . . . . .	Business Administration
Austin Bolen . . . . .	Sport Management
Derrick Brodus . . . . .	Communication Studies
George Bullock . . . . .	Business Administration
Michael Cantwell . . . . .	Chemical Engineering
Jacob Carter . . . . .	Sport Management
Tyler Coombes . . . . .	Kinesiology
Tyler Drummer . . . . .	English
Gregory Grieco . . . . .	Kinesiology
Christian Harris . . . . .	Business Administration
Andrew Henry . . . . .	Mechanical Engineering
Alden Hill . . . . .	Art
Daniel Hood . . . . .	Business Administration
Kyler Kerbyson . . . . .	Sport Management
Curt Maggitt . . . . .	Communication Studies
Michael Palardy . . . . .	Communication Studies
Brett Parisi . . . . .	Studio Art
Nathan Peterman . . . . .	Communication Studies
Alan Posey . . . . .	Geography
David Priddy . . . . .	Mechanical Engineering
John Propst . . . . .	Industrial Engineering
Woody Quinn . . . . .	Communication Studies
Brian Randolph . . . . .	Business Administration
Joe Stocstill . . . . .	Business Administration
Dakota Summers . . . . .	Sociology
Justin Thomas . . . . .	Business Administration
Nikolay Timoshchuk . . . . .	Sport Management
Patrick Toole . . . . .	Sport Management
Corey Vereen . . . . .	Computer Science
Dylan West . . . . .	Psychology
Jordan Williams . . . . .	Sociology
Justin Worley . . . . .	Sport Management

## Texas A&M Major

Taylor Bertolet . . . . .	Psychology
Shep Klinke . . . . .	Accounting
Boone Niederhofer . . . . .	Petroleum Engineering
Josh Lambo . . . . .	Agricultural Leadership & Development
Ryan Lindblade . . . . .	Recreation, Park, And Tourism Sciences
Clay Honeycutt . . . . .	Health
Alex Freeman . . . . .	Biomedical Science
Caden Smith . . . . .	Industrial Distribution
Matthew Fritsche . . . . .	Industrial Distribution
Jake Matthews . . . . .	University Studies Mays Business School
Conner McQueen . . . . .	Business Administration
Alex Sezer . . . . .	Industrial Distribution
Kyle Serres . . . . .	Computer Engineering
Kirby Ennis . . . . .	Health Education

## Vanderbilt Major

Scott Aiello . . . . .	Human & Organizational Development
Hunter Bowman . . . . .	Biological Sciences/History
Andrew Bridges . . . . .	Mechanical Engineering
Austyn Carta-Samuels . . . . .	Psychology
Hasan Clayton . . . . .	Psychology/Sociology
Andrew East . . . . .	Civil Engineering
Josh Grady . . . . .	Economics
Alex Grecco . . . . .	Economics & History
Josh Gregory . . . . .	Philosophy/Psychology
Joseph Hoffman . . . . .	Civil Engineering
Will Holden . . . . .	Human & Organizational Development
Taylor Hudson . . . . .	Neuroscience
Alex Hysong . . . . .	Medicine, Health, and Society
Andrew Jelks . . . . .	Undeclared
Fitz Lassing . . . . .	Economics
Javon Marshall . . . . .	Human & Organizational Development
Chris Martin . . . . .	Undeclared
Walker May . . . . .	Human & Organizational Development
Connor Morrison . . . . .	Biomedical Engineering
Trent Pruitt . . . . .	Human & Organizational Development
Spencer Pulley . . . . .	Human & Organizational Development
Grant Ramsay . . . . .	Human & Organizational Development
Patton Robinette . . . . .	Medicine, Health, and Society
Steven Scheu . . . . .	Medicine, Health, and Society
Carey Spear . . . . .	Human & Organizational Development
Dane Stubbs . . . . .	Chemical Engineering
Wesley Tate . . . . .	Human & Organizational Development
Will Trepp . . . . .	Undeclared
Dillon van der Wal . . . . .	Human & Organizational Development
Trey Wilkins . . . . .	Medicine, Health, and Society
Kellen Williams . . . . .	Economics
Kyle Woestmann . . . . .	Communication Studies



# HONORS & ACCOLADES



MISSISSIPPI STATE • MISSOURI • SOUTH CAROLINA • TENNESSEE • TEXAS A&M • VANDERBILT

## SEC NATIONAL ACADEMIC HONORS

### CoSIDA Academic All-Americans

(First-Team Selections Only)

- 1954** Harold Easterwood, c, Miss. State
- 1955** George Walker, QB, Arkansas
- 1956** Charles Rader, T, Tennessee
- 1957** Jerry Ford, c, Arkansas  
Gerald Nesbitt, FB, Arkansas  
Jim Phillips, E, Auburn  
Bill Johnson, G, Tennessee
- 1959** Wayne Harris, c, Arkansas  
Jackie Burkett, c, Auburn  
Mickey Mangham, E, LSU  
Charles Flowers, FB, Ole Miss  
Robert Khayat, G, Ole Miss
- 1960** Joe Paul Alberty, FB, Arkansas  
Ed Dyas, B, Auburn  
Fran Tarkenton, B, Georgia  
Charles Strange, c, LSU
- 1961** Tommy Brooker, E, Alabama  
Pat Trammell, B, Alabama  
Lance Alworth, HB, Arkansas  
Billy Joe Booth, T, LSU  
Doug Elmore, QB, Ole Miss
- 1964** Gaylon McCollough, c, Alabama  
Ken Hatfield, HB, Arkansas
- 1965** Dennis Homan, SE, Alabama  
Steve Sloan, QB, Alabama  
Jack Brasuell, HB, Arkansas  
Jim Lindsey, WB, Arkansas  
Randy Stewart, c, Arkansas  
Bill Cody, LB, Auburn  
Charles Casey, E, Florida  
Bob Etter, PK, Georgia  
Stan Hindman, G, Ole Miss  
Mark Gentry, T, Tennessee
- 1966** Bob Etter, PK, Georgia  
Lynn Hughes, DB, Georgia  
Mac Haik, SE, Ole Miss
- 1967** Bob Childs, LB, Alabama  
Steve Davis, PK, Alabama  
Donnie Sutton, FL, Alabama  
Bob Johnson, c, Tennessee
- 1968** Bob White, PK, Arkansas  
Bill Stanfill, DE, Georgia  
Steve Hindman, TB, Ole Miss  
Jim Burns, DB, Vanderbilt
- 1969** Bill Burnett, TB, Arkansas  
Terry Stewart, DB, Arkansas  
Buddy McClinton, DB, Auburn  
Carlos Alvarez, SE, Florida  
Julian Fagan, P, Ole Miss
- 1970** Johnny Musso, TB, Alabama  
Tim Priest, DB, Tennessee
- 1971** Johnny Musso, TB, Alabama  
Carlos Alvarez, SE, Florida  
Tom Nash, T, Georgia  
Mixon Robinson, DE, Georgia  
Jay Michaelson, PK, LSU
- 1972** Frank Dowsing, B, Miss. State
- 1973** Randy Hall, DT, Alabama  
Tyler Lafauci, OG, LSU  
Joe Winkler, DB, LSU  
Jimmy Webb, DT, Miss. State
- 1974** Randy Hall, DT, Alabama  
Bobby Davis, LB, Auburn  
Tom Ranieri, G, Kentucky  
Brad Davis, RB, LSU  
Greg Markow, DE, Ole Miss  
Doug Martin, WR, Vanderbilt
- 1975** Danny Ridgeway, PK, Alabama  
Chuck Fletcher, T, Auburn
- 1976** Damon Regen, LB, Vanderbilt  
Chris Vacarella, WB, Auburn  
David Posey, PK, Florida  
Will Coltharp, DE, Miss. State
- 1977** Wes Chandler, WR, Florida  
Jeff Lewis, LB, Georgia  
Robert Dugas, T, LSU  
Robert Fabris, SE, Ole Miss  
George Plasketes, DE, Ole Miss  
Greg Martin, PK, Vanderbilt

- 1978** Mark Keen, c, Kentucky  
Jim Kovach, LB, Kentucky
- 1979** Major Ogilvie, RB, Alabama  
Brad Shoup, DB, Arkansas  
Cris Collinsworth, WR, Florida  
Ken Toler, WR, Ole Miss  
Tim Irwin, OT, Tennessee
- 1982** Terry Hoage, DB, Georgia  
Mike Terry, DE, Tennessee
- 1983** Terry Hoage, DB, Georgia  
Phil Roach, WR, Vanderbilt
- 1984** Gregg Carr, LB, Auburn  
Juan Carlos Betanzos, PK, LSU
- 1985** Ken Pietrowiak, c, Kentucky  
Danny Hoskins, OG, Ole Miss  
Jeff Noblin, DB, Ole Miss
- 1986** Nacho Albergamo, c, LSU  
Danny Hoskins, OG, Ole Miss  
Jeff Noblin, DB, Ole Miss
- 1987** Danny Hoskins, OG, Ole Miss  
Mark Fryer, OT, South Carolina  
Wesley Walls, TE, Ole Miss  
Mark Fryer, OT, South Carolina
- 1988** Wesley Walls, TE, Ole Miss  
Mark Fryer, OT, South Carolina
- 1989** Todd Sandroni, DB, Ole Miss  
Bo Russell, DB, Miss. State
- 1991** Brad Culpepper, DT, Florida  
Joe Reaves, LB, South Carolina  
Todd Peterson, PK, Georgia
- 1992** Michael Gilmore, DB, Florida
- 1993** Terry Dean, QB, Florida
- 1994** Michael Blanchard, OL, LSU  
Matt Hawkins, PK, Auburn  
Michael Gilmore, DB, Florida  
Danny Wuerffel, QB, Florida
- 1995** Danny Wuerffel, QB, Florida
- 1996** Danny Wuerffel, QB, Florida
- 1997** Peyton Manning, QB, Tennessee  
Matt Stinchcomb, OL, Georgia  
Chad Kessler, P, LSU
- 1998** Matt Stinchcomb, OL, Georgia  
Jeff Zurcher, DB, Kentucky
- 2000** Scott Westerfield, PK, Miss. State
- 2001** Jon Stinchcomb, OL, Georgia
- 2002** Jon Stinchcomb, OL, Georgia  
Rodney Reed, OL, LSU  
Hunter Hillenmeyer, LB, Vanderbilt
- 2003** Rodney Reed, OL, LSU
- 2004** Rudy Niswanger, OL, LSU  
Rob Robertson, LB, Ole Miss  
Cody Ridgeway, P, Ole Miss
- 2005** Rudy Niswanger, OL, LSU  
Taylor Begley, PK, Kentucky  
Hayden Lane, OL, Kentucky  
Hayden Lane, OL, Kentucky
- 2006** Hayden Lane, OL, Kentucky
- 2007** Tim Tebow, QB, Florida  
Jacob Tamme, TE, Kentucky  
Tim Tebow, QB, Florida  
Tim Mashay, P, Kentucky  
Tim Tebow, QB, Florida  
Colin Peek, TE, Alabama
- 2010** Greg McElroy, QB, Alabama  
Barrett Jones, OL, Alabama  
Drew Butler, P, Georgia
- 2011** Barrett Jones, OT, Alabama  
Drew Butler, P, Georgia
- 2012** Barrett Jones, C, Alabama  
Dylan Breeding, P, Arkansas
- 2013** Aaron Murray, QB, Georgia

### National Football Foundation Scholar-Athlete Awards

- 1959** Neyle Solee, F, Tennessee (Engineering)
- 1960** Ed Dyas, F, Auburn (Pre-Med)
- 1961** Wade Butcher, E, Vanderbilt (Electrical Engineering)
- 1965** John Cochran, LB, Auburn (Space Engineering)
- 1966** Bobby Etter, PK, Georgia (Mathematics)  
Stanley Juk, DB, South Carolina (Chemistry)
- 1967** Tommy Lawhorne, LB, Georgia (Medicine)  
Bob Johnson, C, Tennessee (Engineering)
- 1968** Billy Payne, E, Georgia (Political Science)  
Steve Hindman, TB, Ole Miss (Medicine)

- 1969** Tim Callaway, MG, Georgia (Business)  
Terry Stewart, S, Arkansas (Chemical Engineering)
- 1970** Tommy Lyons, C, Georgia (Psychology)  
Don Denbo, G, Tennessee (Medicine)
- 1971** Tom Nash, T, Georgia (Mathematics)  
Johnny Musso, HB, Alabama (Pre-Law)
- 1972** Frank Dowsing, DB, Miss. State (Pre-Med)
- 1973** Norris Weese, QB, Ole Miss (Accounting)
- 1974** William R. Cregar, FB, South Carolina (Biology)  
Randy Hall, DT, Alabama (Pre-Med)  
Doug Martin, WR, Vanderbilt (Physics/Economics)
- 1975** Dick Lawrence, OT, Ole Miss (Business)
- 1976** John R. Busby, S, Arkansas (Pre-Med)  
Darrell Carpenter, DT, Florida (Business)  
Mike Mauck, DB, Tennessee (Pre-Dental)
- 1977** Jeff Lewis, LB, Georgia (Pre-Law)
- 1978** William Bradford Shoup, DB, Arkansas (Pre-Med)  
Robert Dugas, OT, LSU (Pre-Med)  
Jim Kovach, LB, Kentucky (Medicine)
- 1979** Steadman Shealy, QB, Alabama (Physical Education)  
Leon Shadowen, OG, Kentucky (Accounting/Pre-Law)
- 1982** Gordon Beckham, QB, South Carolina (English)  
James Britt, CB, LSU (Accounting)
- 1983** Terry Hoage, DB, Georgia (Genetics)
- 1984** Gregg Carr, LB, Auburn (Engineering)  
Gary Rolle, WR, Florida (Zoology)
- 1985** Kent Austin, QB, Ole Miss (Pre-Law)
- 1986** Jeff Noblin, S, Ole Miss (Pre-Med)
- 1987** Nacho Albergamo, C, LSU (Pre-Med)  
Danny Hoskins, OG, Ole Miss (Engineering)
- 1988** Wesley Walls, TE, Ole Miss (Engineering)
- 1989** Andy McCarroll, LB, Vanderbilt (English)  
Bo Russell, DB, Miss. State (General Business)
- 1990** Sol Graves, QB, LSU (Zoology/Pre-Med)
- 1991** #Brad Culpepper, DT, Florida (History)
- 1994** Michael Gilmore, DB, Florida (Zoology)
- 1996** #Danny Wuerffel, QB, Florida (Journalism/PR)
- 1997** #Peyton Manning, QB, Tennessee (Speech Communication)  
Chad Kessler, P, LSU (Microbiology)
- 1998** #Matt Stinchcomb, OT, Georgia (General Business)  
Jeff Zurcher, S, Kentucky (English/Advertising)
- 2002** Hunter Hillenmeyer, LB, Vanderbilt (Human/ Organ. Development)  
Bradie James, LB, LSU (Criminology)  
Jon Stinchcomb, OT, Georgia (Microbiology)
- 2003** Dontarrious Thomas, LB, Auburn (Management)  
Rodney Reed, OL, LSU (Accounting)  
Eli Manning, QB, Ole Miss (Marketing)
- 2004** #Michael Munoz, OL, Tennessee (Public Administration)  
David Greene, QB, Georgia (Business)
- 2005** #Rudy Niswanger, OL, LSU (Kinesiology)  
DeMeco Ryans, LB, Alabama (Management)
- 2006** Chris Leak, QB, Florida
- 2007** Jacob Tamme, TE, Kentucky
- 2009** #Tim Tebow, QB, Florida
- 2010** Greg McElroy, QB, Alabama  
Derek Sherrod, OL, Miss. State  
Drew Butler, P, Georgia
- 2011** Drew Butler, P, Georgia
- 2012** #Barrett Jones, C, Alabama
- 2013** Aaron Murray, QB, Georgia

# – Recipient of the William V. Campbell Trophy, recognizing the scholar-athlete who most fully represents the ideals of The National Football Foundation. The award was presented for the first time at the 1990 Annual Awards Dinner. Since 1990 the trophy has become the most prestigious and desirable academic award in college football. It recognizes the best of both the football world and academic arena and in some circles it has been deemed the "Academic Heisman".



# HONORS & ACCOLADES

ALABAMA • ARKANSAS • AUBURN • FLORIDA • GEORGIA • KENTUCKY • LSU • OLE MISS

## AFCA HONOREES

### AFCA ACADEMIC ACHIEVEMENT AWARD WINNERS

The American Football Coaches Association Academic Achievement Award has been presented annually by the Touchdown Club of Memphis, Tenn., to the school with the highest graduation rate among members of its football team. The College Football Association presented the award from 1981-97.

Year	School	Honorable Mention (SEC Only)	Year	School	Honorable Mention (SEC Only)
1981	Duke		1999	Duke . . . . .	Georgia, Ole Miss, Mississippi State, Tennessee, Vanderbilt
1982	Notre Dame		2000	Syracuse . . . . .	Mississippi State, South Carolina
1983	Notre Dame		2001	<b>Vanderbilt</b> . . . . .	LSU, Mississippi State, South Carolina
1984	Notre Dame, Duke		2002	Northwestern . . . . .	Vanderbilt, Florida, Mississippi State
1985	Virginia		2003	Duke . . . . .	Vanderbilt, South Carolina
1986	Virginia		2004	Boston College/Northwestern	Vanderbilt
1987	Duke . . . . .	Vanderbilt	2005	Duke, Northwestern . . .	Ole Miss, Vanderbilt
1988	Notre Dame . . . . .	Kentucky, Vanderbilt	2006	Southern Methodist . . .	Auburn
1989	<b>Kentucky</b> . . . . .	Tennessee, Vanderbilt	2007	Northwestern, Notre Dame . . . . .	Alabama, Florida, Mississippi State, Vanderbilt
1990	Duke . . . . .	Vanderbilt	2008	<b>Vanderbilt</b> . . . . .	Alabama, Florida, Georgia
1991	Notre Dame . . . . .	Kentucky, Tennessee, Vanderbilt	2009	Notre Dame/Miami . . .	Alabama, Florida, Vanderbilt
1992	Boston College . . . . .	Florida, Mississippi State, Vanderbilt, TCU	2010	Northwestern/Rice . . .	Arkansas, Auburn, Kentucky, LSU, Vanderbilt
1993	Duke . . . . .	Kentucky, Ole Miss, Mississippi State, Tennessee	2011	Miami (FL)/Boise St. . .	Florida, LSU, Vanderbilt
1994	Duke . . . . .	Kentucky, Mississippi State, Vanderbilt	2012	Northwestern/Stanford .	Alabama, Ole Miss, Vanderbilt, Georgia, Missouri, Texas A&M
1995	Boston College . . . . .	Mississippi State, S. Carolina, Vanderbilt	2013	<b>Georgia/Rice/</b> Stanford/Tulane . . . .	Alabama, Florida, Missouri, South Carolina, Texas A&M
1996	Boston College/Duke/ <b>Vanderbilt</b>				
1997	Duke				
1998	Northwestern . . . . .	Florida, Mississippi State, Tennessee, Vanderbilt			

### SCHOLAR-ATHLETE TEAM

#### 1991

**Offense**  
OL . . . Cal Dixon, Florida  
OL . . . Greg Lahr, Kentucky

**Defense**  
DL . . . Brad Culpepper, Florida  
DL . . . Scott Wharton, LSU  
LB . . . Daniel Boyd, Miss. State

#### 1992

**Offense**  
OL . . . Alec Millen, Georgia  
PK . . . Doug Pelfrey, Kentucky

**Defense**  
DL . . . Owen Kelly, Arkansas  
LB . . . Daniel Boyd, Miss. State  
LB . . . Dean Wells, Kentucky

#### 1993

**Offense**  
OL . . . Chris Oliver, Arkansas  
QB . . . Eric Zeier, Georgia

**Defense**  
LB . . . Marty Moore, Kentucky  
DB . . . Michael Gilmore, Florida

#### 1994

**Offense**  
OL . . . Michael Blanchard, LSU  
PK . . . Matt Hawkins, Auburn  
RB . . . Eric Lewis, Vanderbilt

**Defense**  
DB . . . Michael Gilmore, Florida

#### 1995

**Offense**  
PK . . . Matt Hawkins, Auburn

**Defense**  
DL . . . Shannon Brown, Alabama  
DLB . . . Scott Galyon, Tennessee  
DL . . . Gabe Northern, LSU

#### 1996

**Offense**  
QB . . . Peyton Manning, Tennessee  
QB . . . Danny Wuerffel, Florida

**Defense**  
LB . . . Mike Schellenberger, Kentucky  
DL . . . Kyle Wicker, Ole Miss  
DB . . . Lawrence Wright, Florida

#### 1992

OL . . . Alec Millen, Georgia  
PK . . . Doug Pelfry, Kentucky

#### 1993

DL . . . Travis Jones, Georgia  
DL . . . Kevin Carter, Florida

#### 1994

WR . . . Leon Smith, Kentucky

#### 1995

OL . . . Bubba Miller, Tennessee  
DL . . . Gabe Northern, LSU  
QB . . . Brian Smith, Georgia

#### 1996

QB . . . Peyton Manning, Tennessee  
QB . . . Danny Wuerffel, Florida  
LB . . . Mike Schellenberger, Kentucky  
DL . . . Kyle Wicker, Ole Miss  
DB . . . Lawrence Wright, Florida

#### 1997

LB . . . Shane Burnham, So. Carolina  
OT . . . Matt Stinchcomb, Georgia  
LB . . . Walker Jones, Ole Miss  
QB . . . Peyton Manning, Tennessee

#### 1998

P . . . . Jimmy Carter, Kentucky  
PK . . . Jeff Hall, Tennessee

### GOOD WORKS TEAM

OT . . . Matt Stinchcomb, Georgia

#### 1999

LB . . . Corey Atkins, So. Carolina  
LB . . . Haven Fields, Auburn  
PK . . . Seth Hanson, Kentucky  
RB . . . Deuce McAllister, Ole Miss

#### 2000

LB . . . Matt Layow, Kentucky  
P . . . David Leaverton, Tennessee  
RB . . . Brett Millican, Georgia  
QB . . . Romaro Miller, Ole Miss  
QB . . . Kevin Sides, South Carolina

#### 2001

QB . . . Rohan Davey, LSU  
OT . . . Jon Stinchcomb, Georgia

#### 2002

OL . . . Antonio Hall, Kentucky  
QB . . . Eli Manning, Ole Miss

#### 2003

LB . . . Kevin Burnett, Tennessee  
QB . . . David Greene, Georgia  
LB . . . Jamil Northcutt, Ole Miss  
DL . . . Reggie Torbor, Auburn

#### 2004

CB . . . Antoine Huffman, Kentucky

WR . . . Taqiy Muhammad, South Carolina

#### 2005

CB . . . Antoine Huffman, Kentucky  
QB . . . D.J. Shockley, Georgia  
DB . . . Will Herring, Auburn  
DE . . . Parys Haralson, Tennessee

#### 2007

FB . . . Jason Cook, Ole Miss  
SS . . . Kelin Johnson, Georgia

#### 2008

P . . . . Tim Masthay, Kentucky

#### 2009

QB . . . Tim Tebow, Florida  
DL . . . Jeff Owens, Georgia

#### 2011

TE . . . Aron White, Georgia  
DL . . . Jacob Lewellen, Kentucky

#### 2012

C . . . . Barrett Jones, Alabama  
TE . . . Philip Lutzenkirchen, Auburn  
QB . . . Aaron Murray, Georgia

#### 2013

PK . . . Carey Spear, Vanderbilt

# HONORS & ACCOLADES



MISSISSIPPI STATE • MISSOURI • SOUTH CAROLINA • TENNESSEE • TEXAS A&M • VANDERBILT

## SEC MOST VALUABLE PLAYER

- 1933** . HB Beattie Feathers, Tennessee  
**1934** . TB Dixie Howell, Alabama  
**1935** . E Willie Geny, Vanderbilt  
**1936** . C Walter Gilbert, Auburn  
**1937** . C Carl Hinkle, Vanderbilt  
**1938** . HB George Cafego, Tennessee  
**1939** . E Ken Kavanaugh, LSU  
**1939** . WB Bob Foxx, Tennessee  
**1940** . E Erwin Elrod, Miss. State  
**1941** . FB Jack Jenkins, Vanderbilt  
**1942** . TB Frank Sinkwich, Georgia  
**1943** . No Selection Made  
**1944** . HB Tom McWilliams, Miss. State  
**1945** . TB Harry Gilmer, Alabama  
**1946** . HB Charley Trippi, Georgia  
**1947** . TB Charlie Conerly, Ole Miss  
**1948** . QB John Rauch, Georgia  
**1949** . QB Travis Tidwell, Auburn  
**1950** . QB Babe Parilli, Kentucky  
**1951** . QB Bill Wade, Vanderbilt  
**1952** . QB Jackie Parker, Miss. State  
**1953** . QB Jackie Parker, Miss. State  
**1954** . HB Art Davis, Miss. State  
**1955** . TB John Majors, Tennessee  
**1956** . TB John Majors, Tennessee  
**1957** . T Lou Michaels, Kentucky  
**1958** . HB Billy Cannon, LSU  
**1959** . HB Billy Cannon, LSU  
**1960** . QB Jake Gibbs, Ole Miss  
**1961** . QB Pat Trammell, Alabama  
**1962** . HB Jerry Stovall, LSU  
**1963** . QB Jimmy Sidle, Auburn  
**1964** . FB Tucker Frederickson, Auburn  
**1965** . QB Steve Sloan, Alabama  
**1966** . QB Steve Spurrier, Florida  
**1967** . E Bob Goodridge, Vanderbilt
- 1968** . S Jake Scott, Georgia  
**1969** . QB Archie Manning, Ole Miss  
**1970** . QB Pat Sullivan, Auburn  
**1971** . TB Johnny Musso, Alabama  
**1972** . QB Terry Davis, Alabama  
**1973** . TB Sonny Collins, Kentucky  
**1974** . QB Rocky Felker, Miss. State  
**1975** . FB Jimmy DuBose, Florida  
**1976** . QB Ray Goff, Georgia  
**1977** . TB Charles Alexander, LSU  
**1978** . TB Willie McClendon, Georgia  
**1979** . RB Joe Cribbs, Auburn  
**1980** . RB Herschel Walker, Georgia  
**1981** . RB Herschel Walker, Georgia  
**1982** . RB Herschel Walker, Georgia  
**1983** . DT Reggie White, Tennessee  
**1984** . QB Kerwin Bell, Florida  
**1985** . RB Bo Jackson, Auburn  
**1986** . LB Cornelius Bennett, Alabama  
**1987** . WR Wendell Davis, LSU  
**1988** . DT Tracy Rucker, Auburn  
**1989** . RB Emmitt Smith, Florida  
**1990** . QB Shane Matthews, Florida  
**1991** . QB Shane Matthews, Florida  
**1992** . RB Garrison Hearst, Georgia  
**1993** . QB Heath Shuler, Tennessee  
**1994** . QB Jay Barker, Alabama  
**1995** . QB Danny Wuerffel, Florida  
**1996** . QB Danny Wuerffel, Florida  
**1997** . QB Peyton Manning, Tennessee  
**1998** . QB Tim Couch, Kentucky  
**1999** . RB Shaun Alexander, Alabama  
**2000** . RB Rudi Johnson, Auburn  
**2001** . QB Rex Grossman, Florida  
**2002** . DE David Pollack, Georgia  
**2003** . QB Eli Manning, Ole Miss (Offense)
- 2004** . DT Chad Lavalais, LSU (Defense)  
QB Jason Campbell, Auburn (Offense)  
DE David Pollack, Georgia (Defense)  
RB Carnell Williams, Auburn (Special Teams)
- 2005** . QB Jay Cutler, Vanderbilt (Offense)  
LB DeMeco Ryans, Alabama (Defense)  
RS Skyler Green, LSU (Special Teams)
- 2006** . RB Darren McFadden, Arkansas (Offense)  
LB Patrick Willis, Ole Miss (Defense)  
PK John Vaughn, Auburn (Special Teams)
- 2007** . RB Darren McFadden, Ark. (Offense)  
DT Glenn Dorsey, LSU (Defense)  
RS Felix Jones, Ark. (Special Teams)
- 2008** . QB Tim Tebow, Florida (Offense)  
DB Eric Berry, Tenn. (Defense)  
RS Brandon James, Fla. (Special Teams)
- 2009** . QB Tim Tebow, Florida (Offense)  
LB Rolando McClain, Alabama (Defense)  
RS Javier Arenas, Alabama (Special Teams)
- 2010** . QB Cam Newton, Auburn (Offense)  
DB Patrick Peterson, LSU (Defense)  
RS Patrick Peterson, LSU (Special Teams)
- 2011** . RB Trent Richardson, Alabama (Offense)  
DB Morris Claiborne, LSU (Defense)  
RS Joe Adams, Arkansas (Special Teams)
- 2012** . QB Johnny Manziel, Texas A&M (Offense)  
DL Jadeveon Clowney, South Carolina (Defense)  
PK Caleb Sturgis, Florida (Special Teams)  
RS Ace Sanders, South Carolina (Special Teams)
- 2013** . RB Tre Mason, Auburn (Offense)  
LB C.J. Mosley, Alabama (Defense)  
DE Michael Sam, Missouri (Defense)  
KR Christian Jones, Alabama (Special Teams)

## JACOBS AWARD (Outstanding SEC Blocker)

- 1935** . Riley Smith, Alabama  
**1936** . Billy May, LSU  
**1937** . Leroy Monsky, Alabama  
**1938** . Sam Bartholomew, Tennessee  
**1939** . Sam Bartholomew, Tennessee  
**1940** . Lloyd Cheatnam, Auburn  
**1941** . Jack Jenkins, Vanderbilt  
**1942** . Jack Jenkins, Vanderbilt  
**1943** . John Steber, Ga. Tech  
**1944** . Billy Bevis, Tennessee  
**1945** . Billy Bevis, Tennessee  
**1946** . Hal Self, Alabama  
**1947** . Buddy Bowen, Ole Miss  
**1948** . Truitt Smith, Miss. State  
**1949** . Butch Avinger, Alabama  
**1950** . Butch Avinger, Alabama  
**1951** . Jimmy Hahn, Tennessee  
**1952** . John Michels, Tennessee  
**1953** . Crawford Mims, Ole Miss  
**1954** . Charles Evans, Miss. State  
**1955** . Paige Cothren, Ole Miss  
**1956** . Stockton Adkins, Tennessee  
**1957** . Stockton Adkins, Tennessee  
**1958** . J. W. Brodnax, LSU  
**1959** . Jim Cartwright, Tennessee  
**1960** . Jim Cartwright, Tennessee  
**1961** . Billy Neighbors, Alabama  
**1962** . Butch Wilson, Alabama
- 1963** . Tucker Frederickson, Auburn  
**1964** . Tucker Frederickson, Auburn  
**1965** . Hal Wantland, Tennessee  
**1966** . Cecil Dowdy, Alabama  
**1967** . Bob Johnson, Tennessee  
**1968** . Brad Johnson, Georgia  
**1969** . Chip Kell, Tennessee  
**1970** . Chip Kell, Tennessee  
**1971** . Royce Smith, Georgia  
**1972** . John Hannah, Alabama  
**1973** . Buddy Brown, Alabama  
**1974** . Sylvester Croom, Alabama  
**1975** . Randy Johnson, Georgia  
**1976** . Warren Bryant, Kentucky  
**1977** . Bob Cryder, Alabama  
**1978** . Robert Dugas, LSU  
**1979** . Dwight Stephenson, Alabama  
**1980** . Nat Hudson, Georgia  
**1981** . Wayne Harris, Miss. State  
**1982** . Wayne Harris, Miss. State  
**1983** . Guy McIntyre, Georgia  
**1984** . Lomas Brown, Florida  
**1985** . Peter Anderson, Georgia  
**1986** . Wes Neighbors, Alabama  
**1987** . Harry Galbreath, Tennessee  
**1988** . Howard Cross, Alabama  
**1989** . Eric Still, Tennessee  
**1990** . Antone Davis, Tennessee
- 1991** . Cal Dixon, Florida  
**1992** . Everett Lindsay, Ole Miss  
**1993** . Tobie Sheils, Alabama  
**1994** . Jason Odom, Florida  
**1995** . Jason Odom, Florida  
**1996** . Donnie Young, Florida  
**1997** . Alan Faneca, LSU  
**1998** . Matt Stinchcomb, Georgia  
**1999** . Chris Samuels, Alabama  
**2000** . Kenyatta Walker, Florida  
**2001** . Kendall Simmons, Auburn  
**2002** . Shawn Andrews, Arkansas  
**2003** . Shawn Andrews, Arkansas  
**2004** . Wesley Britt, Alabama  
**2005** . Marcus McNeill, Auburn  
**2006** . Arron Sears, Tennessee  
**2007** . Andre Smith, Alabama  
Jonathan Luigs, Arkansas  
**2008** . Michael Oher, Ole Miss  
**2009** . Ciron Black, LSU  
**2010** . Lee Ziebma, Auburn  
**2011** . Barrett Jones, Alabama  
**2012** . Luke Joeckel, Texas A&M  
**2013** . Jake Matthews, Texas A&M





# HONORS & ACCOLADES

ALABAMA • ARKANSAS • AUBURN • FLORIDA • GEORGIA • KENTUCKY • LSU • OLE MISS

## COACHES' ALL-SEC

### 1984

#### OFFENSE

WR... Chuck Scott, Vandy  
 WR... Eric Martin, LSU  
 \*TE... Jim Popp, Vandy  
 \*TE... Corwyn Aldredge, MSU  
 OT... Lomas Brown, Fla.  
 OT... Lance Smith, LSU  
 OG... Bill Mayo, Tenn.  
 OG... Jeff Lott, Aub.  
 C... Phil Bromley, Fla.  
 QB... Kurt Page, Vandy  
 RB... Dalton Hilliard, LSU  
 RB... Johnnie Jones, Tenn.  
 PK... Kevin Butler, Ga.

#### DEFENSE

DE... Freddie Joe Nunn, Miss.  
 DE... Alonzo Johnson, Fla.  
 DT... Jon Hand, Ala.  
 DT... Ben Thomas, Aub.  
 DG... Tim Newton, Fla.  
 LB... Gregg Carr, Aub.  
 \*LB... Cornelius Bennett, Ala.  
 \*LB... Knox Culpepper, Ga.  
 \*LB... Jeff Sanchez, Ga.  
 DB... Paul Calhoun, Ky.  
 DB... Liffort Halley, LSU  
 DB... Jeffery Dale, LSU  
 P... Ricky Anderson, Vandy

### 1985

#### OFFENSE

WR... Tim McGee, Tenn.  
 WR... Al Bell, Ala.  
 TE... Jim Popp, Vandy  
 OL... Will Wolford, Vandy  
 OL... Jeff Zimmerman, Fla.  
 OL... Bruce Wilkerson, Tenn.  
 OL... Steve Wallace, Aub.  
 C... Peter Anderson, Ga.  
 QB... Mike Shula, Ala.  
 RB... Bo Jackson, Aub.  
 RB... Dalton Hilliard, LSU  
 PK... Carlos Reveiz, Tenn.

#### DEFENSE

L... Jon Hand, Ala.  
 L... Gerald Williams, Aub.  
 L... Roland Barbay, LSU  
 L... Greg Waters, Ga.  
 G... Harold Hallman, Aub.  
 LB... Michael Brooks, LSU  
 LB... Alonzo Johnson, Fla.  
 LB... Cornelius Bennett, Ala.  
 LB... Dale Jones, Tenn.  
 DB... Chris White, Tenn.  
 DB... Tom Powell, Aub.  
 DB... John Little, Ga.  
 DB... Norman Jefferson, LSU  
 DB... Freddie Robinson, Ala.  
 P... Bill Smith, Miss.

### 1986

#### OFFENSE

WR... Wendell Davis, LSU  
 WR... Ricky Nattiel, Fla.  
 TE... Brian Kinchen, LSU  
 OL... Eric Andolsek, LSU  
 OL... Bruce Wilkerson, Tenn.  
 OL... Jeff Zimmerman, Fla.  
 OL... Wilbur Strozier, Ga.  
 \*C... Wes Neighbors, Ala.  
 \*C... Ben Tamburello, Aub.  
 \*QB... Don Smith, MSU  
 \*QB... Tommy Hodson, LSU  
 RB... Brent Fullwood, Aub.  
 RB... Bobby Humphrey, Ala.  
 PK... Van Tiffin, Ala.

#### DEFENSE

L... Tracy Rucker, Aub.  
 L... Henry Thomas, LSU  
 L... Roland Barbay, LSU  
 LB... Jeff Herrod, Miss.  
 LB... Toby Caston, LSU  
 OLB... Cornelius Bennett, Ala.  
 \*OLB... Aundray Bruce, Aub.  
 \*OLB... Dale Jones, Tenn.  
 DB... Stevon Moore, Miss.  
 DB... Freddie Robinson, Ala.  
 OB... Jarvis Williams, Fla.  
 \*DB... Adrian White, Fla.

\*DB... Jeff Noblin, Miss.  
 P... Bill Smith, Miss.

### 1987

#### OFFENSE

WR... Wendell Davis, LSU  
 WR... Lawyer Tillman, Aub.  
 \*TE... Howard Cross, Ala.  
 \*TE... Walter Reeves, Aub.  
 OL... Kim Stephens, Ga.  
 OL... Stacy Searels, Aub.  
 OL... Harry Galbreath, Tenn.  
 OL... Eric Andolsek, LSU  
 C... Nacho Albergamo, LSU  
 \*QB... Jeff Burger, Aub.  
 \*QB... Tommy Hodson, LSU  
 RB... Bobby Humphrey, Ala.  
 RB... Emmitt Smith, Fla.  
 PK... Win Lyle, Aub.

#### DEFENSE

T... Tracy Rucker, Aub.  
 T... Jerry Reese, Ky.  
 G... Darrell Phillips, LSU  
 LB... Kurt Crain, Aub.  
 LB... John Brantley, Ga.  
 OLB... Aundray Bruce, Aub.  
 OLB... Derrick Thomas, Ala.  
 DB... Kevin Porter, Aub.  
 DB... Louis Oliver, Fla.  
 DB... Jarvis Williams, Fla.  
 DB... Chris Carrier, LSU  
 P... Brian Shulman, Aub.

### 1988

#### OFFENSE

WR... Boo Mitchell, Vandy  
 WR... Tony Moss, LSU  
 TE... Wesley Walls, Miss.  
 OL... Ralph Norwood, LSU  
 OL... David Williams, Fla.  
 \*OL... Larry Rose, Ala.  
 \*OL... Eric Still, Tenn.  
 \*OL... Jim Thompson, Aub.  
 C... Todd Wheeler, Ga.  
 QB... Tommy Hodson, LSU  
 RB... Tim Worley, Ga.  
 \*RB... Eddie Fuller, LSU  
 \*RB... Emmitt Smith, Fla.  
 PK... David Browndyke, LSU

#### DEFENSE

T... Trace Armstrong, Fla.  
 T... Tracy Rucker, Aub.  
 \*MG... Bill Goldberg, Ga.  
 \*MG... Darrell Phillips, LSU  
 \*MG... Jeff Roth, Fla.  
 LB... Keith DeLong, Tenn.  
 LB... Quentin Riggins, Aub.  
 OLB... Eric Hill, LSU  
 OLB... Derrick Thomas, Ala.  
 DB... Carlo Chhattom, Aub.  
 DB... Louis Oliver, Fla.  
 DB... Todd Sandroni, Miss.  
 DB... Ben Smith, Ga.  
 P... Brian Shulman, Aub.

### 1989

#### OFFENSE

WR... Tony Moss, LSU  
 WR... Willie Green, Miss.  
 TE... Lamonde Russell, Ala.  
 OL... John Durden, Fla.  
 OL... Ed King, Aub.  
 OL... Eric Still, Tenn.  
 \*OL... Terrill Chatman, Ala.  
 \*OL... Antone Davis, Tenn.  
 \*OL... Mike Pfeifer, Ky.  
 C... John Hudson, Aub.  
 QB... Gary Hollingsworth, Ala.  
 RB... Emmitt Smith, Fla.  
 RB... Chuck Webb, Tenn.  
 PK... Philip Doyle, Ala.  
 \*Tied for the position

#### DEFENSE

DT... Oliver Barnett, Ky.  
 DT... Marion Hobby, Tenn.  
 MG... Willie Wyatt, Ala.  
 ILB... Keith McCants, Ala.  
 ILB... Quentin Riggins, Aub.  
 OLB... Huey Richardson, Fla.  
 \*OLB... Tony Bennett, Miss.

\*OLB... Craig Ogletree, Aub.  
 DB... Richard Fain, Fla.  
 DB... John Mangum, Ala.  
 DB... Ben Smith, Ga.  
 DB... Efrum Thomas, Ala.  
 P... Kent Elmore, Tenn.

### 1990

#### OFFENSE

WR... Todd Kinchen, LSU  
 WR... Carl Pickens, Tenn.  
 TE... Kirk Kirkpatrick, Fla.  
 OL... Terrill Chatman, Ala.  
 OL... Antone Davis, Tenn.  
 OL... Ed King, Aub.  
 \*OL... Charles McRae, Tenn.  
 \*OL... Rob Selby, Aub.  
 \*C... Blake Miller, LSU  
 \*C... Roger Shultz, Ala.  
 QB... Shane Matthews, Fla.  
 RB... Randy Baldwin, Miss.  
 RB... Tony Thompson, Tenn.  
 PK... Phillip Doyle, Ala.

#### DEFENSE

DL... Kelvin Pritchett, Miss.  
 DL... David Rucker, Aub.  
 DL... George Thornton, Ala.  
 ILB... Randy Halleran, Ky.  
 ILB... John Sullins, Ala.  
 OLB... Godfrey Myles, Fla.  
 OLB... Huey Richardson, Fla.  
 DB... Dale Carter, Tenn.  
 DB... Richard Fain, Fla.  
 DB... Efrum Thomas, Ala.  
 DB... Will White, Fla.  
 P... David Lawrence, Vandy

### 1991

#### OFFENSE

WR... Todd Kinchen, LSU  
 WR... Carl Pickens, Tenn.  
 TE... Victor Hall, Aub.  
 OL... Eddie Blake, Aub.  
 OL... Hesham Ismail, Fla.  
 OL... Tom Myslinski, Tenn.  
 \*OL... John James, MSU  
 \*OL... Kevin Mawae, LSU  
 C... Cal Dixon, Fla.  
 QB... Shane Matthews, Fla.  
 RB... Corey Harris, Vandy  
 RB... Siran Stacy, Ala.  
 PK... Arden Czynzewski, Fla.

#### DEFENSE

DL... Brad Culpepper, Fla.  
 DL... Robert Stewart, Ala.  
 DL... Nate Williams, MSU  
 ILB... Tim Paulk, Fla.  
 ILB... Dwayne Simmons, Ga.  
 OLB... Ephesians Bartley, Fla.  
 OLB... Darryl Hardy, Tenn.  
 DB... Corey Barlow, Aub.  
 DB... Dale Carter, Tenn.  
 DB... Jeremy Lincoln, Tenn.  
 DB... Will White, Fla.  
 P... Shayne Edge, Fla.  
 \*Tied for the position

### 1992

#### OFFENSE - FIRST TEAM

WR... Andre Hastings, Ga.  
 WR... Willie Jackson, Fla.  
 TE... Kirk Botkin, Ark.  
 OL... Everett Lindsay, Miss.  
 OL... Ernest Dye, USC  
 OL... Mike Stowell, Tenn.  
 OL... John James, MSU  
 C... Tobie Sheils, Ala.  
 QB... Shane Matthews, Fla.  
 RB... Garrison Hearst, Ga.  
 RB... James Bostic, Ala.  
 PK... Scott Etheridge, Aub.

#### OFFENSE - SECOND TEAM

WR... Eddie Small, Miss.  
 WR... Willie Harris, MSU  
 TE... Pat Akos, Vandy  
 OL... Chris Gray, Aub.  
 OL... Alec Millen, Ga.  
 OL... George Wilson, Ala.  
 OL... Kevin Mawae, LSU

C... Lee Ford, MSU  
 QB... Eric Zeier, Ga.  
 RB... Derrick Lassic, Ala.  
 RB... Cory Philpot, Miss.  
 PK... Doug Pelfrey, Ky.  
 \*Tied for the position

#### DEFENSE - FIRST TEAM

DL... Eric Curry, Ala.  
 DL... John Copeland, Ala.  
 DL... Todd Kelly, Tenn.  
 ILB... Derrick Oden, Ala.  
 ILB... James Willis, Aub.  
 \*OLB... Mitch Davis, Ga.  
 \*OLB... Lemanski Hall, Ala.  
 DB... Antonio Langham, Ala.  
 DB... George Teague, Ala.  
 DB... Will White, Fla.  
 DB... Johnny Dixon, Miss.  
 P... Todd Jordan, MSU

#### DEFENSE - SECOND TEAM

DL... Chad Brown, Miss.  
 DL... Greg Jackson, Ga.  
 \*DL... Jerome Brown, MSU  
 \*DL... Gary Rogers, Vandy  
 ILB... Daniel Boyd, MSU  
 \*ILB... Dewayne Dotson, Miss.  
 \*ILB... Carlton Miles, Fla.  
 OLB... Marc Woodard, MSU  
 OLB... Karekin Cunningham, Aub.  
 DB... Jeff Brothers, Vandy  
 DB... Frank Adams, USC  
 DB... Danny Boyd, Miss.  
 \*DB... Tony Watkins, USC  
 \*DB... Orlando Watters, Ark.  
 P... Pete Raether, Ark.

### 1993

#### OFFENSE - FIRST TEAM

WR... David Palmer, Ala.  
 WR... Cory Fleming, Tenn.  
 TE... Shannon Mitchell, Ga.  
 OL... Wayne Gandy, Aub.  
 OL... Bernard Williams, Ga.  
 OL... Jeff Smith, Tenn.  
 OL... Reggie Green, Fla.  
 C... Tobie Sheils, Ala.  
 QB... Heath Shuler, Tenn.  
 RB... Errict Ruff, Fla.  
 RB... James Bostic, Aub.  
 PK... Michael Proctor, Ala.

#### OFFENSE - SECOND TEAM

WR... Brice Hunter, Ga.  
 WR... Jack Jackson, Fla.  
 TE... Harold Bishop, LSU  
 OL... Jason Odom, Fla.  
 OL... Ryan Bell, Vandy  
 OL... Isaac Davis, Ark.  
 OL... Anthony Redmon, Aub.  
 C... Kevin Mawae, LSU  
 QB... Eric Zeier, Ga.  
 RB... Charlie Garner, Tenn.  
 RB... Brandon Bennett, USC  
 PK... John Becksvoort, Tenn.

#### DEFENSE - FIRST TEAM

DL... Henry Ford, Ark.  
 DL... William Gaines, Fla.  
 DL... Jeremy Nunley, Ala.  
 OLB... Dwayne Dotson, Ole Miss  
 OLB... Ernest Dickson, USC\*  
 OLB... Lemanski Hall, Ala.\*  
 ILB... Marty Moore, Ky.  
 ILB... Randall Godfrey, Ga.  
 DB... Antonio Langham, Ala.  
 DB... Marcus Jenkins, Ky.  
 DB... Orlando Watters, Ark.  
 DB... Johnny Dixon, Ole Miss  
 P... Terry Daniel, Aub.

#### DEFENSE - SECOND TEAM

DL... Stacy Evans, USC  
 DL... Alan Young, Vandy  
 DL... James Wilson, Tenn.  
 OLB... Mitch Davis, Ga.  
 OLB... Cassius Ware, Ole Miss  
 ILB... Abdul Jackson, Ole Miss  
 ILB... Juan Long, MSU  
 DB... Alundis Brice, Ole Miss  
 DB... Chris Shelling, Aub.  
 DB... Calvin Jackson, Aub.  
 DB... Walt Harris, MSU\*  
 DB... Jason Parker, Tenn.\*

# HONORS & ACCOLADES



MISSISSIPPI STATE • MISSOURI • SOUTH CAROLINA • TENNESSEE • TEXAS A&M • VANDERBILT

P . . . Shayne Edge, Fla.

## 1994

### OFFENSE - FIRST TEAM

WR . . . Jack Jackson, Fla.  
WR . . . Frank Sanders, Ala.  
TE . . . David LaFleur, LSU  
OL . . . Jason Odom, Fla.  
OL . . . Kevin Mays, Tenn.  
OL . . . Jesse James, MSU  
\*OL . . . Jon Stevenson, Ala.  
\*OL . . . Willie Anderson, Aub.  
C . . . Shannon Roubique, Aub.  
QB . . . Jay Barker, Ala.  
RB . . . Sherman Williams, Ala.  
RB . . . Stephen Davis, Aub.  
PK . . . Michael Proctor, Ala.

### OFFENSE - SECOND TEAM

WR . . . Eric Moulds, MSU  
WR . . . Hason Graham, Ga.  
\*TE . . . Andy Fuller, Aub.  
\*TE . . . Kendall Watkins, MSU  
OL . . . Jeff Smith, Tenn.  
OL . . . Steve Roberts  
OL . . . Jason Layman, Tenn.  
OL . . . Jeff Miller, Miss.  
C . . . Brian Anderson, MSU  
QB . . . Eric Zeier, Ga.  
RB . . . James Stewart, Tenn.  
RB . . . Kevin Bouie, MSU  
PK . . . Judd Davis, Fla.

### DEFENSE - FIRST TEAM

DL . . . Kevin Carter, Fla.  
DL . . . Mike Pelton, Aub.  
DL . . . Ellis Johnson, Fla.  
ILB . . . Abdul Jackson, Miss.  
ILB . . . Dwayne Curry, MSU  
OLB . . . Ben Hanks, Fla.  
OLB . . . Gabe Northern, LSU  
DB . . . Larry Kennedy, Fla.  
DB . . . Brian Robinson, Aub.  
DB . . . Walt Harris, MSU  
\*DB . . . Willie Gaston, Ala.  
\*DB . . . Alundis Brice, Miss.  
P . . . Daniel, Aub.

### DEFENSE - SECOND TEAM

DL . . . Shannon Brown, Ala.  
DL . . . Ben Talley, Tenn.  
DL . . . Dameian Jeffries, Ala.  
ILB . . . Dexter Daniels, Fla.  
ILB . . . Anthony Harris, Aub.  
OLB . . . Marcellus Mostella, Aub.  
OLB . . . Ralph Staten, Ala.  
DB . . . Jason Parker, Tenn.  
DB . . . Tommy Johnson, Ala.  
DB . . . Sam Shade, Ala.  
DB . . . Melvin Johnson, Ky.  
P . . . Shayne Edge, Fla.

## 1995

### OFFENSE - FIRST TEAM

TE . . . Andy Fuller, Aub.  
OL . . . Jason Odom, Fla.  
OL . . . Reggie Green, Fla.  
OL . . . Willie Anderson, Aub.  
OL . . . Jason Layman, Tenn.  
C . . . Jeff Smith, Tenn.  
WR . . . Chris Doering, Fla.  
WR . . . Eric Moulds, MSU  
QB . . . Peyton Manning, Tenn.  
RB . . . Moe Williams, Ky.  
RB . . . Madre Hill, Ark.  
PK . . . Jeff Hall, Tenn.

### OFFENSE - SECOND TEAM

TE . . . Kris Mangum, Miss.  
OL . . . Bubba Miller, Tenn.  
OL . . . Donnie Young, Fla.  
OL . . . Verl Mitchell, Ark.  
OL . . . Troy Stark, Ga.  
C . . . Shannon Roubique, Aub.  
WR . . . Ike Hilliard, Fla.  
WR . . . Eddie Kennison, LSU  
WR . . . Sheddric Wilson, LSU  
QB . . . Danny Wuerffel, Fla.  
RB . . . Jay Graham, Tenn.  
RB . . . Stephen Davis, Aub.  
PK . . . Michael Proctor, Ala.

### DEFENSE - FIRST TEAM

DL . . . Shannon Brown, Ala.  
DL . . . Mark Campbell, Fla.  
DL . . . Steven Conley, Ark.  
OLB . . . Gabe Northern, LSU  
OLB . . . Ben Hanks, Fla.

ILB . . . Dexter Daniels, Fla.  
ILB . . . Mark Smith, Ark.  
DB . . . Anthonie Loft, Fla.  
DB . . . Lawrence Wright, Fla.  
DB . . . Walt Harris, MSU  
DB . . . DeRon Jenkins, Tenn.  
P . . . Chad Kessler, LSU

### DEFENSE - SECOND TEAM

DL . . . Junior Soli, Ark.  
DL . . . James Manley, Vandy  
DL . . . Shane Burton, Tenn.  
OLB . . . Marcellus Mostella, Aub.  
OLB . . . Phillip Daniels, Ga.  
ILB . . . John Walters, Ala.  
ILB . . . Dwayne Curry, MSU  
DB . . . Corey Johnson, GA  
DB . . . Ben Washington, USC  
DB . . . Tracy Cantlope, Ark.  
DB . . . Reggie Rusk, Vandy  
P . . . Bill Marinangel, Vandy

## 1996

### OFFENSE - FIRST TEAM

TE . . . David LaFleur, LSU  
OL . . . Donnie Young, Florida  
OL . . . Adam Meadows, Georgia  
OL . . . Brent Smith, Miss. State  
OL . . . Alan Faneca, LSU  
C . . . Jeff Mitchell, Florida  
WR . . . Joey Kent, Tennessee  
WR . . . Ike Hilliard, Florida  
WR . . . Reidel Anthony, Florida  
QB . . . Danny Wuerffel, Florida  
RB . . . Duce Staley, South Carolina  
RB . . . Kevin Faulk, LSU  
PK . . . Jeff Hall, Tennessee  
PK . . . Jaret Holmes, Auburn

### DEFENSE - FIRST TEAM

DL . . . Leonard Little, Tennessee  
DL . . . Michael Myers, Alabama  
DL . . . Ed Chester, Florida  
OLB . . . Dwayne Rudd, Alabama  
OLB . . . Ralph Staten, Alabama  
ILB . . . Jamie Duncan, Vanderbilt  
ILB . . . James Bates, Florida  
ILB . . . Takeo Spikes, Auburn  
DB . . . Kevin Jackson, Alabama  
DB . . . Lawrence Wright, Florida  
DB . . . Fred Weary, Florida  
DB . . . Anthonie Loft, Florida  
DB . . . Terry Fair, Tennessee  
P . . . Bill Marinangel, Vanderbilt

### OFFENSE - SECOND TEAM

TE . . . Kris Mangum, Ole Miss  
OL . . . Randy Wheeler, South Carolina  
OL . . . Victor Riley, Auburn  
OL . . . Ben Bordelon, LSU  
OL . . . Matt Stinchcomb, Georgia  
OL . . . Russ Brown, Arkansas  
C . . . John Causey, Alabama  
WR . . . Hines Ward, Georgia  
WR . . . Tyrone Goodson, Auburn  
QB . . . Peyton Manning, Tennessee  
RB . . . Dennis Riddle, Alabama  
RB . . . Jay Graham, Tennessee  
PK . . . Tim Montz, Ole Miss

### DEFENSE - SECOND TEAM

DL . . . Chris Hood, Alabama  
DL . . . Anthony McFarland, LSU  
DL . . . Melvin Bradley, Arkansas  
DL . . . Jimmy Brumbaugh, Auburn &  
OLB . . . Darren Hambrick, South Carolina  
OLB . . . Brandon Tolbert, Georgia  
OLB . . . C.J. McLain, Arkansas  
ILB . . . Paul Lacoste, Miss. State  
ILB . . . Greg Bright, Georgia  
DB . . . Martavius Houston, Auburn  
DB . . . Deshea Townsend, Alabama  
DB . . . Fernando Bryant, Alabama  
DB . . . Corey Johnson, Georgia  
P . . . Andy Russ, Miss. State

## 1997

### OFFENSE - FIRST TEAM

TE . . . Rufus French, Ole Miss  
OL . . . Alan Faneca, LSU  
OL . . . Robert Hicks, Miss. State  
OL . . . Victor Riley, Auburn  
OL . . . Matt Stinchcomb, Georgia  
C . . . Todd McClure, LSU  
WR . . . Jacquez Green, Florida  
WR . . . Hines Ward, Georgia  
QB . . . Peyton Manning, Tennessee  
RB . . . Fred Taylor, Florida  
RB . . . Kevin Faulk, LSU

PK . . . Jaret Holmes, Auburn

### DEFENSE - FIRST TEAM

DL . . . Chuck Wiley, LSU  
DL . . . Mike Moten, Florida  
DL . . . Greg Favors, Miss. State  
OLB . . . Jevon Kearse, Florida  
OLB . . . Al Wilson, Tennessee  
ILB . . . Jamie Duncan, Vanderbilt  
ILB . . . Takeo Spikes, Auburn  
DB . . . Fred Weary, Florida  
DB . . . Champ Bailey, Georgia  
DB . . . Cedric Donaldson, LSU  
DB . . . Corey Chavous, Vanderbilt  
DB . . . Terry Fair, Tennessee  
P . . . Chad Kessler, LSU

### OFFENSE - SECOND TEAM

TE . . . Rod Rutledge, Alabama  
OL . . . Brandon Burlsworth, Arkansas  
OL . . . Devon Coburn, Ole Miss  
OL . . . Jenno James, Auburn  
OL . . . Chris Samuels, Alabama  
OL . . . John Schlarman, Kentucky  
C . . . Trey Teague, Tennessee  
WR . . . Marcus Nash, Tennessee  
WR . . . Craig Yeast, Kentucky  
QB . . . Dameyune Craig, Auburn  
RB . . . Robert Edwards, Georgia  
RB . . . Jamal Lewis, Tennessee  
RB . . . John Avery, Ole Miss  
PK . . . Brian Hazelwood, Miss. State

### DEFENSE - SECOND TEAM

DL . . . Jonathan Brown, Tennessee  
DL . . . Melvin Bradley, Arkansas  
DL . . . Jimmy Brumbaugh, Auburn &  
OLB . . . Carlton Hall, Vanderbilt  
OLB . . . Broc Kreitz, Ole Miss  
ILB . . . Leonard Little, Tennessee  
ILB . . . Greg Bright, Georgia  
DB . . . Teako Brown, Florida  
DB . . . Deshea Townsend, Alabama  
DB . . . Brad Ware, Auburn  
DB . . . Tremayne Martin, Kentucky  
DB . . . Fernando Bryant, Alabama  
P . . . Jeff Walker, Miss. State

## 1998

### OFFENSE - FIRST TEAM

TE . . . Rufus French, Ole Miss  
OL . . . Matt Stinchcomb, Georgia  
OL . . . Brandon Burlsworth, Arkansas  
OL . . . Zach Piller, Florida  
OL . . . Chris Terry, Georgia  
C . . . Todd McClure, LSU  
WR . . . Craig Yeast, Kentucky  
WR . . . Travis McGriff, Florida  
QB . . . Tim Couch, Kentucky  
RB . . . James Johnson, Miss. State  
RB . . . Kevin Faulk, LSU  
PK . . . Jeff Hall, Tennessee

### OFFENSE - SECOND TEAM

TE . . . Larry Brown, Georgia  
OL . . . Randy Thomas, Miss. State  
OL . . . Chris Samuels, Alabama  
OL . . . Chad Clifton, Tennessee  
OL . . . Kris Comstock, Kentucky  
OL . . . Cosey Coleman, Tennessee  
C . . . Eric Allen, Miss. State  
C . . . Jamar Nesbit, South Carolina  
WR . . . Peerless Price, Tennessee  
WR . . . Anthony Lucas, Arkansas  
QB . . . Quincy Carter, Georgia  
RB . . . Shaun Alexander, Alabama  
RB . . . Deuce McAllister, Ole Miss  
PK . . . Todd Latourette, Arkansas

### DEFENSE - FIRST TEAM

DL . . . Anthony McFarland, LSU  
DL . . . Reggie McGrew, Florida  
DL . . . Leonardo Carson, Auburn  
DL . . . Melvin Bradley, Arkansas  
OLB . . . Jevon Kearse, Florida  
OLB . . . Raynoch Thompson, Tenn.  
ILB . . . Al Wilson, Tennessee  
ILB . . . Johnny Rutledge, Florida  
DB . . . Zac Painter, Arkansas  
DB . . . Champ Bailey, Georgia  
DB . . . Teako Brown, Florida  
DB . . . Tony George, Florida  
DB . . . Fernando Bryant, Alabama  
P . . . Daniel Pope, Alabama

### DEFENSE - SECOND TEAM

DL . . . Ed Chester, Florida  
DL . . . Darwin Walker, Tennessee  
DL . . . Edward Smith, Miss. State  
OLB . . . Orantes Grant, Georgia

OLB . . . Mike Peterson, Florida

ILB . . . Barrin Simpson, Miss. State  
ILB . . . Jamie Winborn, Vanderbilt  
DB . . . Kirby Smart, Georgia  
DB . . . Mark Roman, LSU  
DB . . . Dwayne Goodrich, Tennessee  
DB . . . Rob Pate, Auburn  
DB . . . Gary Thigpen, Ole Miss  
P . . . Jeff Walker, Miss. State

## 1999

### OFFENSE - FIRST TEAM

TE . . . James Whalen, Kentucky  
OL . . . Chris Samuels, Alabama  
OL . . . Cooper Carlisle, Florida  
OL . . . Todd Wade, Ole Miss  
OL . . . Cosey Coleman, Tennessee  
C . . . Paul Hagan, Alabama  
WR . . . Freddie Milons, Alabama  
WR . . . Darrell Jackson, Florida  
QB . . . Tee Martin, Tennessee  
RB . . . Shaun Alexander, Alabama  
RB . . . Deuce McAllister, Ole Miss  
PK . . . Jeff Chandler, Florida

### DEFENSE - FIRST TEAM

DL . . . Alex Brown, Florida  
DL . . . Shaun Ellis, Tennessee  
DL . . . Darwin Walker, Tennessee  
OLB . . . Jeff Snedegar, Kentucky  
OLB . . . Raynoch Thompson, Tenn.  
ILB . . . Barrin Simpson, Miss. State  
ILB . . . Jamie Winborn, Vanderbilt  
DB . . . Kenoy Kennedy, Arkansas  
DB . . . Ashley Cooper, Miss. State  
DB . . . Deon Grant, Tennessee  
DB . . . Dwayne Goodrich, Tennessee  
P . . . Andy Smith, Kentucky

### OFFENSE - SECOND TEAM

TE . . . Joe Dean Davenport, Arkansas  
TE . . . Elliott Carson, Vanderbilt  
OL . . . Jenno James, Auburn  
OL . . . Kenyatta Walker, Florida  
OL . . . Chad Clifton, Tennessee  
OL . . . Bobby Williams, Arkansas  
OL . . . Cheston Blackshear, Florida  
OL . . . Tutan Reyes, Ole Miss  
C . . . Miles Luckie, Georgia  
WR . . . Anthony Lucas, Arkansas  
WR . . . Ronney Daniels, Auburn  
QB . . . Clint Stoerner, Arkansas  
RB . . . Joe Gunn, Ole Miss  
RB . . . Jamal Lewis, Tennessee  
PK . . . Scott Westerfield, Miss. State

### DEFENSE - SECOND TEAM

DL . . . Gerard Warren, Florida  
DL . . . Richard Seymour, Georgia  
DL . . . Cornelius Griffin, Alabama  
DL . . . John Hilliard, Miss. State  
OLB . . . John Abraham, South Carolina  
OLB . . . Eddie Strong, Ole Miss  
ILB . . . Kendrell Bell, Georgia  
ILB . . . Orantes Grant, Georgia  
DB . . . Robert Bean, Miss. State  
DB . . . Fred Smoot, Miss. State  
DB . . . Ainsley Barretts, Vanderbilt  
DB . . . David Barrett, Arkansas  
DB . . . Anthony Wajda, Kentucky  
P . . . Jeff Walker, Miss. State

## 2000

### OFFENSE - FIRST TEAM

TE . . . Derek Smith, Kentucky  
TE . . . Robet Royal, LSU  
OL . . . Kenyatta Walker, Florida  
OL . . . Terrence Metcalf, Ole Miss  
OL . . . Mike Pearson, Florida  
OL . . . Kendall Simmons, Auburn  
OL . . . Jonas Jennings, Georgia  
OL . . . Pork Chop Womack, Miss. State  
C . . . Paul Hagan, Alabama  
WR . . . Jabar Gaffney, Florida  
WR . . . Josh Reed, LSU  
QB . . . Rudi Johnson, LSU  
RB . . . Rudi Johnson, Auburn  
RB . . . Travis Henry, Tennessee  
PK . . . Alex Walls, Tennessee

### OFFENSE - SECOND TEAM

TE . . . Elliott Carson, Vanderbilt  
OL . . . Brandon Winey, LSU  
OL . . . Melvin Paige, South Carolina  
OL . . . Jon Stinchcomb, Georgia  
OL . . . Omar Smith, Kentucky  
OL . . . Brian Gruber, Vanderbilt  
C . . . Michael Fair, Miss. State  
WR . . . Cedrick Wilson, Tennessee



# HONORS & ACCOLADES

ALABAMA • ARKANSAS • AUBURN • FLORIDA • GEORGIA • KENTUCKY • LSU • OLE MISS

WR... Ronney Daniels, Auburn  
WR... Jermale Kelly, South Carolina  
WR... Dan Stricker, Vanderbilt  
QB... Romaro Miller, Ole Miss  
RB... Deuce McAllister, Ole Miss  
RB... Dizenzo Miller, Miss. State  
PK... Jeff Chandler, Florida

### OFFENSE - FIRST-TEAM

DL... Alex Brown, Florida  
DL... John Henderson, Tennessee  
DL... Richard Seymour, Georgia  
OLB... Kalimba Edwards, South Carolina  
OLB... Eric Westmoreland, Tennessee  
ILB... Quinton Caver, Arkansas  
ILB... Jamie Winborn, Vanderbilt  
DB... Lito Sheppard, Florida  
DB... Fred Smoot, Miss. State  
DB... Tim Wansley, Georgia  
DB... Rodney Crayton, Auburn  
DB... Ken Lucas, Ole Miss  
P... Damon Duval, Auburn

### DEFENSE - SECOND-TEAM

DL... Gerard Warren, Florida  
DL... Marcus Stroud, Georgia  
DL... Derrick Burgess, Ole Miss  
OLB... Bradie James, LSU  
OLB... Saleem Rasheed, Alabama  
ILB... Kendrick Bell, Georgia  
ILB... Trever Faulk, LSU  
DB... Ryan Clark, LSU  
DB... Pig Prather, Miss. State  
DB... Andre Loft, Tennessee  
DB... Fred Booker, LSU  
DB... Sheldon Brown, South Carolina  
P... Richie Butler, Arkansas

## 2001

### OFFENSE - FIRST-TEAM

TE... Randy McMichael, Georgia  
OL... Terrence Metcalf, Ole Miss  
OL... Fred Weary, Tennessee  
OL... Mike Pearson, Florida  
OL... Kendall Simmons, Auburn  
C... Zac Zedalis, Florida  
WR... Jabar Gaffney, Florida  
WR... Josh Reed, LSU  
QB... Rex Grossman, Florida  
RB... Travis Stephens, Tennessee  
RB... LaBrandon Toefield, LSU  
PK... Damon Duval, Auburn

### DEFENSE - FIRST-TEAM

DL... Alex Brown, Florida  
DL... John Henderson, Tennessee  
DL... Will Overstreet, Tennessee  
OLB... Kalimba Edwards, South Carolina  
OLB... Bradie James, LSU  
ILB... Trev Faulk, LSU  
ILB... Saleem Rasheed, Alabama  
DB... Lito Sheppard, Florida  
DB... Syniker Taylor, Ole Miss  
DB... Tim Wansley, Georgia  
DB... Andre Loft, Tennessee  
DB... Sheldon Brown, South Carolina  
P... Damon Duval, Auburn

### OFFENSE - SECOND-TEAM

TE... Terry Jones, Jr., Alabama  
OL... Jon Stinchcomb, Georgia  
OL... Melvin Paige, South Carolina  
OL... Jason Baggett, Kentucky  
OL... Shane Hall, South Carolina  
OL... Pat Green, Vanderbilt  
C... Ben Claxton, Ole Miss  
C... Curt McGill, Georgia  
WR... Reche Caldwell, Florida  
WR... Donté Stallworth, Tennessee  
WR... Kelley Washington, Tennessee  
WR... Dan Stricker, Vanderbilt  
QB... Rohan Davey, LSU  
RB... Lew Thomas, Vanderbilt  
RB... Joe Gunn, Ole Miss  
RB... Fred Talley, Arkansas  
PK... Jeff Chandler, Florida

### DEFENSE - SECOND-TEAM

DL... Charles Grant, Georgia  
DL... Kenny King, Alabama  
DL... Kindal Moorehead, Alabama  
DL... Jarvis Green, LSU  
OLB... Boss Bailey, Georgia  
OLB... Eddie Strong, Ole Miss  
ILB... Andra Davis, Florida  
ILB... Dontarrious Thomas, Auburn  
DB... Todd Johnson, Florida  
DB... Pig Prather, Miss. State  
DB... Andre Goodman, South Carolina  
DB... Damien James, LSU

P... Glenn Pakulak, Kentucky

## 2002

### OFFENSE - FIRST-TEAM

TE... Jason Witten, Tennessee  
OL... Shawn Andrews, Arkansas  
OL... Jon Stinchcomb, Georgia  
OL... Antonio Hall, Kentucky  
OL... Stephen Peterman, LSU  
OL... Marico Fortis, Alabama  
OL... Wesley Britt, Alabama  
C... Ben Nowland, Auburn  
WR... Taylor Jacobs, Florida  
WR... Terrence Edwards, Georgia  
QB... David Greene, Georgia  
RB... Artose Pinner, Kentucky  
RB... Fred Talley, Arkansas

### DEFENSE - FIRST-TEAM

DL... David Pollack, Georgia  
DL... Kindal Moorehead, Alabama  
DL... Kenny King, Alabama  
OLB... Boss Bailey, Georgia  
OLB... Karlos Dansby, Auburn  
ILB... Bradie James, LSU  
ILB... Eddie Strong, Ole Miss  
ILB... Hunter Hillenmeyer, Vanderbilt  
DB... Ken Hamlin, Arkansas  
DB... Corey Webster, LSU  
DB... Travaris Robinson, Auburn  
DB... Matt Grier, Ole Miss  
DB... Julian Battle, Tennessee  
DB... Rashad Baker, Tennessee

### SPECIALISTS - FIRST-TEAM

P... Glenn Pakulak, Kentucky  
PK... Billy Bennett, Georgia  
RS... Derek Abney, Kentucky

### OFFENSE - SECOND-TEAM

TE... Aaron Walker, Florida  
OL... Kevin Breedlove, Georgia  
OL... Shannon Snell, Florida  
OL... Justin Smiley, Alabama  
OL... Will Ofenheulse, Tennessee  
C... Ben Claxton, Ole Miss  
WR... Michael Clayton, LSU  
WR... Dan Stricker, Vanderbilt  
QB... Rex Grossman, Florida  
QB... Jared Lorenzen, Kentucky  
RB... Musa Smith, Georgia  
RB... Domanick Davis, LSU  
RB... Ronnie Brown, Auburn

### DEFENSE - SECOND-TEAM

DL... Jarret Johnson, Alabama  
DL... Johnathan Sullivan, Georgia  
DL... Langston Moore, South Carolina  
DL... Dewayne Robertson, Kentucky  
OLB... Tony Bua, Arkansas  
OLB... Eddie Moore, Tennessee  
ILB... Mark Brown, Auburn  
ILB... Tony Gilbert, Georgia  
ILB... Mario Haggan, Miss. State  
DB... Todd Johnson, Florida  
DB... Kewian Ratliff, Florida  
DB... Kentrell Curry, Georgia  
DB... Ahmad Carroll, Arkansas  
DB... Gerald Dixon, Alabama  
DB... Guss Scott, Florida

### SPECIALISTS - SECOND-TEAM

P... Donnie Jones, LSU  
PK... John Corbello, LSU  
RS... Domanick Davis, LSU

## 2003

### OFFENSE - FIRST-TEAM

TE... Ben Troupe, Florida  
OL... Shawn Andrews, Arkansas  
OL... Max Starks, Florida  
OL... Antonio Hall, Kentucky  
OL... Wesley Britt, Alabama  
C... Scott Wells, Tennessee  
WR... Michael Clayton, LSU  
WR... Chris Collins, Ole Miss  
QB... Eli Manning, Ole Miss  
RB... Carnell Williams, Auburn  
RB... Cedric Cobbs, Arkansas

### DEFENSE - FIRST-TEAM

DL... David Pollack, Georgia  
DL... Chad Lavalais, LSU  
DL... Antwan Odom, Alabama  
OLB... Karlos Dansby, Auburn  
OLB... Derrick Pope, Alabama  
ILB... Dontarrious Thomas, Auburn  
ILB... Odell Thurman, Georgia

DB... Keiwan Ratliff, Florida  
DB... Corey Webster, LSU  
DB... Ahmad Carroll, Arkansas  
DB... Tony Bua, Arkansas  
DB... Sean Jones, Georgia

### SPECIALISTS - FIRST-TEAM

P... Dustin Colquitt, Tennessee  
PK... Jonathan Nichols, Ole Miss  
RS... Derek Abney, Kentucky

### OFFENSE - SECOND-TEAM

TE... Jason Peters, Arkansas  
OL... Stephen Peterman, LSU  
OL... Max Jean-Gilles, Georgia  
OL... Michael Munoz, Tennessee  
OL... Travele Wharton, South Carolina  
C... Mike Degory, Florida  
WR... Devery Henderson, LSU  
WR... Justin Jenkins, Miss. State  
QB... David Greene, Georgia  
QB... Matt Mauck, LSU  
RB... Shaud Williams, Alabama  
RB... Cedric Houston, Tennessee

### DEFENSE - SECOND-TEAM

DL... Jovan Haye, Vanderbilt  
DL... Reggie Torbor, Auburn  
DL... Bobby McCray, Florida  
OLB... Kevin Burnett, Tennessee  
OLB... Kevin Simon, Tennessee  
ILB... Caleb Miller, Arkansas  
ILB... Channing Crowder, Florida  
DB... Daryl Dixon, Florida  
DB... Gibril Wilson, Tennessee  
DB... Thomas Davis, Georgia  
DB... Muhammad Abdullah, Kentucky

### SPECIALISTS - SECOND-TEAM

P... Cody Ridgeway, Ole Miss  
PK... Billy Bennett, Georgia  
RS... Skyler Green, LSU

## 2004

### OFFENSE - FIRST-TEAM

TE... Leonard Pope, Georgia  
OL... Wesley Britt, Alabama  
OL... Marcus McNeill, Auburn  
OL... Max Jean-Gilles, Georgia  
OL... Mo Mitchell, Florida  
OL... Andrew Whitworth, LSU  
C... Ben Wilkerson, LSU  
WR... Fred Gibson, Georgia  
WR... Reggie Brown, Georgia  
QB... Jason Campbell, Auburn  
RB... Carnell Williams, Auburn  
RB... Ronnie Brown, Auburn

### DEFENSE - FIRST-TEAM

DL... Marcus Spears, LSU  
DL... David Pollack, Georgia  
DL... Jeb Hucebea, Arkansas  
LB... Kevin Burnett, Tennessee  
LB... Travis Williams, Auburn  
LB... Cornelius Wortham, Alabama  
LB... Channing Crowder, Florida  
LB... Moses Osemwegie, Vanderbilt  
LB... Odell Thurman, Georgia  
LB... Lionel Turner, LSU  
DB... Jason Allen, Tennessee  
DB... Thomas Davis, Georgia  
DB... Carlos Rogers, Auburn  
DB... Junior Rosegreen, Auburn

### SPECIALISTS - FIRST-TEAM

P... Jared Cook, Miss. State  
PK... Brian Bostick, Alabama  
RS... Carnell Williams, Auburn

### OFFENSE - SECOND-TEAM

TE... David Jones, LSU  
OL... Justin Geisinger, Vanderbilt  
OL... Evan Mathis, Alabama  
OL... Michael Munoz, Tennessee  
OL... Doug Buckles, Ole Miss  
OL... Danny Lindsey, Auburn  
C... Mike Degory, Florida  
WR... O.J. Small, Florida  
WR... Troy Williamson, South Carolina  
QB... David Greene, Georgia  
QB... Matt Jones, Arkansas  
RB... Ciatrick Fason, Florida  
RB... Jerious Norwood, Miss. State  
RB... Cedric Houston, Tennessee

### DEFENSE - SECOND-TEAM

DL... Jesse Mahelona, Tennessee  
DL... Claude Wroten, LSU  
DL... McKinley Boykin, Ole Miss

DL... Stanley McClover, Auburn  
LB... Omar Gaither, Tennessee  
LB... DeMeco Ryans, Alabama  
LB... Freddie Roach, Alabama  
LB... Earl Everett, Florida  
DB... Corey Webster, LSU  
DB... Ko Simpson, South Carolina  
DB... LaRon Landry, LSU  
DB... Roman Harper, Alabama  
DB... Muhammad Abdullah, Kentucky

### SPECIALISTS - SECOND-TEAM

P... Dustin Colquitt, Tennessee  
PK... Jonathan Nichols, Ole Miss  
RS... Tyrone Prothro, Alabama

## 2005

### OFFENSE - FIRST-TEAM

TE... Leonard Pope, Georgia  
OL... Tre' Stallings, Ole Miss  
OL... Marcus McNeill, Auburn  
OL... Max Jean-Gilles, Georgia  
OL... Arron Sears, Tennessee  
OL... Andrew Whitworth, LSU  
C... Mike Degory, Florida  
WR... Sidney Rice, South Carolina  
WR... Earl Bennett, Vanderbilt  
QB... Jay Cutler, Vanderbilt  
RB... Kenny Irons, Auburn  
RB... Kenneth Darby, Alabama  
RB... Darren McFadden, Arkansas

### DEFENSE - FIRST-TEAM

DL... Willie Evans, Miss. State  
DL... Quentin Hoses, Georgia  
DL... Claude Wroten, LSU  
LB... DeMeco Ryans, Alabama  
LB... Patrick Willis, Ole Miss  
LB... Sam Olajubutu, Arkansas  
LB... Moses Osemwegie, Vanderbilt  
DB... Greg Blue, Georgia  
DB... Roman Harper, Alabama  
DB... LaRon Landry, LSU  
DB... Ko Simpson, South Carolina

### SPECIALISTS - FIRST-TEAM

P... Kody Bliss, Auburn  
PK... Brandon Coutu, Georgia  
RS... Skyler Green, LSU

### OFFENSE - SECOND-TEAM

TE... Dustin Dunning, Vanderbilt  
OL... Tim Duckworth, Auburn  
OL... Randy Hand, Florida  
OL... Will Arnold, LSU  
OL... Daniel Inman, Georgia  
OL... Brian Stamer, Vanderbilt  
C... Rudy Niswanger, LSU  
WR... Chad Jackson, Florida  
WR... Tyrone Prothro, Alabama  
QB... D.J. Shockley, Georgia  
RB... Rafael Little, Kentucky  
RB... Jerious Norwood, Miss. State

### DEFENSE - SECOND-TEAM

DL... Mark Anderson, Alabama  
DL... Jeremy Mincey, Florida  
DL... Parys Haralson, Tennessee  
DL... Kyle Williams, LSU  
LB... Omar Gaither, Tennessee  
LB... Travis Williams, Auburn  
LB... Freddie Roach, Alabama  
LB... Kevin Simon, Tennessee  
DB... Muhammad Abdullah, Kentucky  
DB... Demetric Webb, Florida  
DB... DeMario Minter, Georgia  
DB... Will Herring, Georgia

### SPECIALISTS - SECOND-TEAM

P... Gordon Ely-Kelso, Georgia  
PK... Chris Hetland, Florida  
RS... Felix Jones, Arkansas

## 2006

### OFFENSE - FIRST-TEAM

TE... Martrez Milner, Georgia  
TE... Jacob Tamme, Kentucky  
OL... Arron Sears, Tennessee  
OL... Zac Tubbs, Arkansas  
OL... Tim Duckworth, Auburn  
OL... Tony Ugho, Arkansas  
C... Jonathan Luigs, Arkansas  
C... Steve Ressler, Florida  
WR... Robert Meacham, Tennessee  
WR... Dwayne Bowe, LSU  
WR... Dallas Baker, Florida  
QB... JaMarcus Russell, LSU  
RB... Darren McFadden, Arkansas



# HONORS & ACCOLADES



MISSISSIPPI STATE • MISSOURI • SOUTH CAROLINA • TENNESSEE • TEXAS A&M • VANDERBILT

RB . . . Kenny Irons, Auburn

## DEFENSE – FIRST-TEAM

DL . . . Glenn Dorsey, LSU  
DL . . . Quentin Groves, Auburn  
DL . . . Jamaal Anderson, Arkansas  
DL . . . Ray McDonald, Florida  
LB . . . Patrick Willis, Ole Miss  
LB . . . Quinton Culberson, Miss. State  
LB . . . Sam Olajubutu, Arkansas  
LB . . . Earl Everett, Florida  
LB . . . Wesley Woodyard, Kentucky  
DB . . . Reggie Nelson, Florida  
DB . . . Tra Battle, Georgia  
DB . . . Simeon Castille, Alabama  
DB . . . LaRon Landry, LSU

## SPECIALISTS – FIRST-TEAM

P . . . Britton Colquitt, Tennessee  
PK . . . John Vaughn, Auburn  
PK . . . James Wilhoit, Tennessee  
RS . . . Mikey Henderson, Georgia

## OFFENSE – SECOND-TEAM

TE . . . Andy Boyd, South Carolina  
TE . . . Richard Dickson, LSU  
OL . . . Chris Williams, Vanderbilt  
OL . . . Drew Miller, Florida  
OL . . . Michael Oher, Ole Miss  
OL . . . Phil Trautwein, Florida  
OL . . . Michael Aitchison, Kentucky  
OL . . . Antoine Caldwell, Alabama  
OL . . . Ben Grubbs, Auburn  
C . . . Nick Jones, Georgia  
WR . . . Earl Bennett, Vanderbilt  
WR . . . D.J. Hall, Alabama  
WR . . . Sidney Rice, South Carolina  
WR . . . Keenan Burton, Kentucky  
QB . . . Chris Leak, Florida  
QB . . . Andre' Woodson, Kentucky  
RB . . . BenJarvis Green-Ellis, Ole Miss  
RB . . . Felix Jones, Arkansas

## DEFENSE – SECOND-TEAM

DL . . . Titus Brown, Miss. State  
DL . . . Derrick Harvey, Florida  
DL . . . Tyson Jackson, LSU  
DL . . . Charles Johnson, Georgia  
DL . . . Antwan Robinson, Arkansas  
LB . . . Will Herring, Auburn  
LB . . . Brandon Siler, Florida  
LB . . . Tony Taylor, Georgia  
LB . . . Ali Highsmith, LSU  
DB . . . Jonathan Wade, Tennessee  
DB . . . Fred Bennett, South Carolina  
DB . . . Derek Pegues, Mississippi State  
DB . . . Jonathan Hefney, Tennessee  
DB . . . Chris Houston, Arkansas  
DB . . . David Irons, Auburn  
DB . . . Ryan Smith, Florida

## SPECIALISTS – SECOND-TEAM

P . . . Kody Bliss, Auburn  
PK . . . Ryan Succop, South Carolina  
RS . . . Felix Jones, Arkansas  
RS . . . Craig Davis, LSU

## 2007

### OFFENSE – FIRST-TEAM

TE . . . Jacob Tamme, Kentucky  
OL . . . Robert Felton, Arkansas (G)  
OL . . . Andre Smith, Alabama (T)  
OL . . . Anthony Parker, Tennessee (G)  
OL . . . Herman Johnson, LSU (G)  
OL . . . Michael Oher, Ole Miss (T)  
OL . . . Chris Williams, Vanderbilt (T)  
C . . . Jonathan Luigs, Arkansas (C)  
WR . . . Kenny McKinley, South Carolina  
WR . . . Earl Bennett, Vanderbilt  
QB . . . Tim Tebow, Florida  
RB . . . Darren McFadden, Arkansas  
RB . . . Knowshon Moreno, Georgia

### DEFENSE – FIRST-TEAM

DL . . . Glenn Dorsey, LSU  
DL . . . Wallace Gilberry, Alabama  
DL . . . Quentin Groves, Auburn  
DL . . . Greg Hardy, Ole Miss  
DL . . . Eric Norwood, South Carolina  
LB . . . Ali Highsmith, LSU  
LB . . . Wesley Woodyard, Kentucky  
LB . . . Jerod Mayo, Tennessee  
LB . . . Brandon Spikes, Florida  
DB . . . Craig Steltz, LSU (SS)  
DB . . . Chevis Jackson, LSU (CB)  
DB . . . Simeon Castille, Alabama (CB)  
DB . . . Rashad Johnson, Alabama (S)  
DB . . . Jonathan Hefney, Tennessee  
DB . . . Captain Munnerlyn, So. Carolina

## SPECIALISTS – FIRST-TEAM

PK . . . Colt David, LSU  
P . . . Patrick Fisher, LSU  
RS . . . Felix Jones, Arkansas

## OFFENSE – SECOND-TEAM

TE . . . Cornelius Ingram, Florida  
OL . . . Carlton Medder, Florida (T)  
OL . . . Michael Brown, Mississippi State (T)  
OL . . . Ciron Black, LSU (T)  
OL . . . Antoine Caldwell, Alabama (C/G)  
OL . . . Nate Garner, Arkansas (T)  
OL . . . Mitch Petrus, Arkansas (G)  
OL . . . Jim Tartt, Florida (G)  
OL . . . Garry Williams, Kentucky (T)  
C . . . Fernando Velasco, Georgia (C)  
WR . . . Percy Harvin, Florida  
WR . . . DJ Hall, Alabama  
QB . . . Andre' Woodson, Kentucky  
RB . . . Felix Jones, Arkansas  
RB . . . Jacob Hester, LSU

## DEFENSE – SECOND-TEAM

DL . . . Titus Brown, Mississippi State  
DL . . . Derrick Harvey, Florida  
DL . . . Jeremy Jarmon, Kentucky  
LB . . . Jonathan Goff, Vanderbilt  
LB . . . Rico McCoy, Tennessee  
LB . . . Darry Beckwith, LSU  
LB . . . Jamar Chaney, Mississippi State  
LB . . . Dannel Ellerbe, Georgia  
DB . . . D.J. Moore, Vanderbilt (CB)  
DB . . . Emanuel Cook, South Carolina (S)  
DB . . . Michael Grant, Arkansas (CB)  
DB . . . Eric Berry, Tennessee  
DB . . . Derek Pegues, Mississippi State (FS)

## SPECIALISTS – SECOND-TEAM

PK . . . Daniel Lincoln, Tennessee  
P . . . Britton Colquitt, Tennessee  
P . . . Ryan Shoemaker, Auburn  
RS . . . Brandon James, Florida

## 2008

### OFFENSE – FIRST-TEAM

TE . . . Jared Cook, South Carolina  
OL . . . Andre Smith, Alabama (T)  
OL . . . Michael Oher, Ole Miss (T)  
OL . . . Phil Trautwein, Florida (T)  
OL . . . Herman Johnson, LSU (G)  
C . . . Antoine Caldwell, Alabama  
WR . . . Percy Harvin, Florida  
WR . . . Mohamed Massaquoi, Georgia  
QB . . . Tim Tebow, Florida  
RB . . . Knowshon Moreno, Georgia  
RB . . . Charles Scott, LSU

### DEFENSE – FIRST-TEAM

DL . . . Peria Jerry, Ole Miss  
DL . . . Terrence Cody, Alabama  
DL . . . Robert Ayers, Tennessee  
DL . . . Antonio Coleman, Auburn  
LB . . . Brandon Spikes, Florida  
LB . . . Rennie Curran, Georgia  
LB . . . Eric Norwood, South Carolina  
LB . . . Rolando McClain, Alabama  
LB . . . Micah Johnson, Kentucky  
DB . . . Eric Berry, Tennessee (S)  
DB . . . D.J. Moore, Vanderbilt (CB)  
DB . . . Trevard Lindley, Kentucky (CB)  
DB . . . Rashad Johnson, Alabama (S)

## SPECIALISTS – FIRST-TEAM

PK . . . Colt David, LSU  
P . . . Tim Masthay, Kentucky  
RS . . . Brandon James, Florida

## OFFENSE – SECOND-TEAM

TE . . . Richard Dickson, LSU  
TE . . . D.J. Williams, Arkansas  
OL . . . Garry Williams, Kentucky (T)  
OL . . . Anthony Parker, Tennessee (G)  
OL . . . Ciron Black, LSU (T)  
OL . . . Mike Pouncey, Florida (G)  
OL . . . John Jerry, Ole Miss (T)  
OL . . . Mike Johnson, Alabama (G)  
C . . . Jonathan Luigs, Arkansas  
WR . . . Julio Jones, Alabama  
WR . . . A.J. Green, Georgia  
QB . . . Matthew Stafford, Georgia  
RB . . . Glen Coffee, Alabama  
RB . . . Michael Smith, Arkansas

## DEFENSE – SECOND-TEAM

DL . . . Greg Hardy, Ole Miss  
DL . . . Myron Pryor, Kentucky  
DL . . . Malcolm Sheppard, Arkansas  
DL . . . Sen'Derrick Marks, Auburn

LB . . . Dominic Douglas, Miss. State  
LB . . . Patrick Benoist, Vanderbilt  
LB . . . Jasper Brinkley, South Carolina  
LB . . . Rico McCoy, Tennessee  
DB . . . Emanuel Cook, South Carolina (S)  
DB . . . Javier Arenas, Alabama (CB)  
DB . . . Ahmad Black, Florida (SS)  
DB . . . Joe Haden, Florida (CB)  
DB . . . Derek Pegues, Miss. State (S)

## SPECIALISTS – SECOND-TEAM

PK . . . Joshua Shene, Ole Miss  
P . . . Brian Mimbs, Georgia  
P . . . Chas Henry, Florida  
RS . . . Javier Arenas, Alabama

## 2009

### OFFENSE – FIRST-TEAM

TE . . . Aaron Hernandez, Florida  
OL . . . Mike Pouncey, Florida  
OL . . . Mike Johnson, Alabama  
OL . . . Ciron Black, LSU  
OL . . . Mitch Petrus, Arkansas  
OL . . . John Jerry, Ole Miss  
C . . . Maurkice Pouncey, Florida  
WR . . . A.J. Green, Georgia  
WR . . . Shay Hodde, Ole Miss  
QB . . . Tim Tebow, Florida  
RB . . . Mark Ingram, Alabama  
RB . . . Anthony Dixon, Mississippi State

### DEFENSE – FIRST-TEAM

DL . . . Antonio Coleman, Auburn  
DL . . . Terrence Cody, Alabama  
DL . . . Carlos Dunlap, Florida  
DL . . . Corey Peters, Kentucky  
LB . . . Rolando McClain, Alabama  
LB . . . Eric Norwood, South Carolina  
LB . . . Brandon Spikes, Florida  
LB . . . Rennie Curran, Georgia  
DB . . . Eric Berry, Tennessee  
DB . . . Joe Haden, Florida  
DB . . . Javier Arenas, Alabama  
DB . . . Mark Barron, Alabama

## SPECIALISTS – FIRST-TEAM

PK . . . Leigh Tiffin, Alabama  
P . . . Drew Butler, Georgia  
RS . . . Javier Arenas, Alabama

## OFFENSE – SECOND-TEAM

TE . . . D.J. Williams, Arkansas  
OL . . . Chris Scott, Tennessee  
OL . . . Derek Sherrod, Mississippi State  
OL . . . Lee Ziemba, Auburn  
OL . . . Zipp Duncan, Kentucky  
C . . . Ben Jones, Georgia  
WR . . . Brandon LaFell, LSU  
WR . . . Julio Jones, Alabama  
QB . . . Ryan Mallett, Arkansas  
RB . . . Dexter McCluster, Ole Miss  
RB . . . Montario Hardesty, Tennessee

## DEFENSE – SECOND-TEAM

DL . . . Jermaine Cunningham, Florida  
DL . . . Geno Atkins, Georgia  
DL . . . Dan Williams, Tennessee  
DL . . . Justin Houston, Georgia  
DL . . . Cliff Matthews, South Carolina  
DL . . . Malcolm Sheppard, Arkansas  
DL . . . Pernel McPhee, Mississippi State  
LB . . . Micah Johnson, Kentucky  
LB . . . Rico McCoy, Tennessee  
LB . . . Chris Marve, Vanderbilt  
LB . . . Ryan Stamper, Florida  
DB . . . Myron Lewis, Vanderbilt  
DB . . . Chad Jones, LSU  
DB . . . Walt McFadden, Auburn  
DB . . . Patrick Peterson, LSU  
DB . . . Trevard Lindley, Kentucky

## SPECIALISTS – SECOND-TEAM

PK . . . Blair Walsh, Georgia  
P . . . Brett Upson, Vanderbilt  
RS . . . Warren Norman, Vanderbilt

## 2010

### OFFENSE – FIRST-TEAM

TE . . . D.J. Williams, Arkansas  
OL . . . Derek Sherrod, Mississippi State  
OL . . . Lee Ziemba, Auburn  
OL . . . DeMarcus Love, Arkansas  
OL . . . James Carpenter, Alabama  
OL . . . Clint Boling, Georgia  
C . . . Ryan Pugh, Auburn  
WR . . . Alshon Jeffery, South Carolina  
WR . . . Julio Jones, Alabama  
QB . . . Cam Newton, Auburn

RB . . . Marcus Lattimore, South Carolina  
RB . . . Stevan Ridley, LSU  
AP . . . Randall Cobb, Kentucky

## DEFENSE

DL . . . Drake Nevis, LSU  
DL . . . Marcell Dareus, Alabama  
DL . . . Nick Fairley, Auburn  
DL . . . Pernel McPhee, Mississippi State  
LB . . . Kelvin Sheppard, LSU  
LB . . . Justin Houston, Georgia  
DB . . . Patrick Peterson, LSU  
DB . . . Mark Barron, Alabama  
DB . . . Ahmad Black, Florida  
DB . . . Stephon Gilmore, South Carolina

## SPECIAL TEAMS

PK . . . Blair Walsh, Georgia  
P . . . Chas Henry, Florida  
RS . . . Patrick Peterson, LSU

## HONORARY CAPTAIN

Nick Bell, DE, Mississippi State

## OFFENSE – SECOND-TEAM

TE . . . Orson Charles, Georgia  
OL . . . Larry Warford, Kentucky  
OL . . . Barrett Jones, Alabama  
OL . . . Garrett Chisolm, South Carolina  
OL . . . Joseph Barksdale, LSU  
C . . . William Vlachos, Alabama  
WR . . . A.J. Green, Georgia  
WR . . . Randall Cobb, Kentucky  
WR . . . Ryan Mallett, Arkansas  
RB . . . Knile Davis, Arkansas  
RB . . . Mark Ingram, Alabama  
AP . . . Trent Richardson, Alabama

## DEFENSE

DL . . . Jake Bequette, Arkansas  
DL . . . Cliff Matthews, South Carolina  
DL . . . Devin Taylor, South Carolina  
DL . . . Jerrell Powe, Ole Miss  
LB . . . Dont'a Hightower, Alabama  
LB . . . Chris White, Mississippi State  
LB . . . Chris Marve, Vanderbilt  
LB . . . Jerry Franklin, Arkansas  
DB . . . Robert Lester, Alabama  
DB . . . Janoris Jenkins, Florida  
DB . . . Casey Hayward, Vanderbilt  
DB . . . Drean Jackson, Tennessee  
DB . . . Jaz Kirkpatrick, Alabama  
DB . . . Morris Claiborne, LSU

## SPECIAL TEAMS

PK . . . Josh Jasper, LSU  
P . . . Drew Butler, Georgia  
RS . . . Trent Richardson, Alabama

## 2011

### OFFENSE – FIRST-TEAM

TE . . . Orson Charles, Georgia  
OL . . . Barrett Jones, Alabama  
OL . . . Will Blackwell, LSU  
OL . . . Cordy Glenn, Georgia  
OL . . . Alex Hurst, LSU  
C . . . William Vlachos, Alabama  
WR . . . Jarius Wright, Arkansas  
WR . . . Rueben Randle, LSU  
QB . . . Tyler Wilson, Arkansas  
RB . . . Trent Richardson, Alabama  
RB . . . Michael Dyer, Auburn  
AP . . . Joe Adams, Arkansas  
AP . . . Chris Rainey, Florida

## DEFENSE

DL . . . Melvin Ingram, South Carolina  
DL . . . Sam Montgomery, LSU  
DL . . . Corey Lemonier, Auburn  
DL . . . Jake Bequette, Arkansas  
LB . . . Dont'a Hightower, Alabama  
LB . . . Courtney Upshaw, Alabama  
LB . . . Jarvis Jones, Georgia  
DB . . . Mark Barron, Alabama  
DB . . . Tyrann Mathieu, LSU  
DB . . . Morris Claiborne, LSU  
DB . . . Bacarri Rambo, Georgia

## SPECIAL TEAMS

PK . . . Caleb Sturgis, Florida  
P . . . Steven Clark, Auburn  
RS . . . Joe Adams, Arkansas

## OFFENSE – SECOND-TEAM

TE . . . Philip Lutzenkirchen, Auburn  
OL . . . Chance Warmack, Alabama  
OL . . . Rokevious Watkins, South Carolina  
OL . . . Brandon Mosley, Auburn



# HONORS & ACCOLADES

ALABAMA • ARKANSAS • AUBURN • FLORIDA • GEORGIA • KENTUCKY • LSU • OLE MISS

OL... Alvin Bailey, Arkansas  
OL... Larry Warford, Kentucky  
C... Ben Jones, Georgia  
WR... Da'Rick Rogers, Tennessee  
WR... Marquis Maze, Alabama  
QB... Aaron Murray, Georgia  
RB... Zac Stacy, Vanderbilt  
RB... Spencer Ware, LSU  
RB... Marcus Lattimore, South Carolina  
AP... Onterio McCalebb, Auburn

### DEFENSE

DL... Tim Fugger, Vanderbilt  
DL... Josh Chapman, Alabama  
DL... Fletcher Cox, Mississippi State  
DL... Jadeveon Clowney, South Carolina  
DL... Malik Jackson, Tennessee  
LB... Danny Trevathan, Kentucky  
LB... Chris Marve, Vanderbilt  
LB... Ryan Baker, LSU  
LB... Jerry Franklin, Arkansas  
DB... Winston Guy, Kentucky  
DB... Casey Hayward, Vanderbilt  
DB... Dre Kirkpatrick, Alabama  
DB... Brandon Boykin, Georgia

### SPECIAL TEAMS

PK... Drew Alleman, LSU  
P... Dylan Breeding, Arkansas  
P... Brad Wing, LSU  
RS... Marquis Maze, Alabama

### 2012

#### OFFENSE - FIRST TEAM

TE... Mychal Rivera, Tennessee  
OL... Luke Joeckel, Texas A&M  
OL... Chance Warmack, Alabama  
OL... D.J. Fluker, Alabama  
OL... Jake Matthews, Texas A&M  
C... Barrett Jones, Alabama  
WR... Cobi Hamilton, Arkansas

WR... Jordan Matthews, Vanderbilt  
QB... Johnny Manziel, Texas A&M  
RB... Mike Gillislee, Florida  
RB... Eddie Lacy, Alabama  
AP... Cordarrelle Patterson, Tennessee

### DEFENSE

DL... Jadeveon Clowney, South Carolina  
DL... Sam Montgomery, LSU  
DL... Damontre Moore, Texas A&M  
DL... Shariff Floyd, Florida  
LB... Jarvis Jones, Georgia  
LB... C.J. Mosley, Alabama  
LB... Kevin Minter, LSU  
DB... Dee Milliner, Alabama  
DB... Matt Elam, Florida  
DB... Eric Reid, LSU  
DB... Johnthan Banks, Mississippi State

### SPECIAL TEAMS

PK... Caleb Sturgis, Florida  
P... Kyle Christy, Florida  
RS... Ace Sanders, South Carolina

#### OFFENSE - SECOND TEAM

TE... Jordan Reed, Florida  
OL... Larry Warford, Kentucky  
OL... Gabe Jackson, Mississippi State  
OL... Chris Burnette, Georgia  
OL... Dallas Thomas, Tennessee  
C... T.J. Johnson, South Carolina  
WR... Ryan Swope, Texas A&M  
WR... Justin Hunter, Tennessee  
QB... AJ McCarron, Alabama  
RB... Todd Gurley, Georgia  
RB... Zac Stacy, Vanderbilt  
AP... Ace Sanders, South Carolina

### DEFENSE

DL... Barkevious Mingo, LSU  
DL... Sheldon Richardson, Missouri  
DL... John Jenkins, Georgia

DL... Corey Lemonier, Auburn  
LB... A.J. Johnson, Tennessee  
LB... Jon Bostic, Florida  
LB... \*Cameron Lawrence, Mississippi State

LB... \*Alec Ogletree, Georgia  
DB... D.J. Swearingen, South Carolina  
DB... Bacarri Rambo, Georgia  
DB... Robert Lester, Alabama  
DB... Darius Slay, Mississippi State

### SPECIAL TEAMS

PK... Drew Alleman, LSU  
P... \*Dylan Breeding, Arkansas  
P... \*Richard Kent, Vanderbilt  
RS... Cordarrelle Patterson, Tennessee

### 2013

#### OFFENSE - FIRST TEAM

TE... Arthur Lynch, Georgia  
OL... Jake Matthews, Texas A&M  
OL... Cyrus Kouandjio, Alabama  
OL... Gabe Jackson, Mississippi State  
OL... Wesley Johnson, Vanderbilt  
C... Reese Dismukes, Auburn  
WR... Mike Evans, Texas A&M  
WR... Jordan Matthews, Vanderbilt  
QB... Johnny Manziel, Texas A&M  
QB... Tre Mason, Auburn  
RB... T.J. Yeldon, Alabama  
AP... Odell Beckham, Jr., LSU

### DEFENSE

DL... Michael Sam, Missouri  
DL... Jadeveon Clowney, South Carolina  
DL... Dee Ford, Auburn  
DL... Kelcy Quarles, South Carolina  
LB... C.J. Mosley, Alabama  
LB... Ramik Wilson, Georgia  
LB... A.J. Johnson, Tennessee  
DB... Cody Prewitt, Ole Miss

DB... Ha Ha Clinton-Dix, Alabama  
DB... E.J. Gaines, Missouri  
DB... Vernon Hargreaves, Florida

### SPECIAL TEAMS

PK... Marshall Morgan, Georgia  
P... Drew Kaser, Texas A&M  
RS... \*Christian Jones, Alabama  
RS... \*Odell Beckham, Jr., LSU

#### OFFENSE - SECOND TEAM

TE... Malcolm Johnson, Mississippi State  
OL... La'el Collins, LSU  
OL... Antonio Richardson, Tennessee  
OL... Justin Britt, Missouri  
OL... Anthony Steen, Alabama  
C... Travis Swanson, Arkansas  
WR... Odell Beckham, Jr., LSU  
WR... Jarvis Landry, LSU  
QB... AJ McCarron, Alabama  
RB... Mike Davis, South Carolina  
RB... Jeremy Hill, LSU  
AP... Marcus Murphy, Missouri

### DEFENSE

DL... Anthony Johnson, LSU  
DL... Chris Smith, Arkansas  
DL... Ed Stinson, Alabama  
DL... Trey Flowers, Arkansas  
LB... Lamin Barrow, LSU  
LB... Jordan Jenkins, Georgia  
LB... Avery Williamson, Kentucky  
DB... Andre Hal, Vanderbilt  
DB... Chris Davis, Auburn  
DB... Nickoe Whitley, Mississippi State  
DB... Kenny Ladler, Vanderbilt

### SPECIAL TEAMS

PK... Michael Palardy, Tennessee  
P... Cody Mandell, Alabama  
RS... Solomon Patton, Florida

## SEC ALL-FRESHMAN TEAMS

[Selected by Knoxville News-Sentinel (1986-98); SEC Coaches (1999- )]

### 1986

#### OFFENSE

\*QB... Tommy Hodson, LSU  
RB... Harvey Williams, LSU  
RB... Octavius Gould, Florida  
RB... James Joseph, Auburn  
REC... Terrence Cleveland, Tennessee  
REC... Willie Green, Ole Miss  
OL... Mike Zuga, Alabama  
OL... Andy Anderson, Alabama  
OL... John Hudson, Auburn  
OL... Burr Seaver, Vanderbilt  
PK... David Brownndyke, LSU  
RS... T.D. Woods, Tennessee

#### DEFENSE

DL... Demond Winston, Vanderbilt  
DL... Andy Dotson, Georgia  
DL... Darryl Smith, Ole Miss  
DL... Vic Adams, Kentucky  
LB... Vantrisee Davis, Alabama  
LB... Pat Moore, Florida  
LB... Jesse Anderson, Miss. State  
LB... Milton Gordon, Tennessee  
DB... Don Price, Ole Miss  
DB... Asa Bennett, Miss. State  
DB... Torrey Price, Vanderbilt  
DB... Ron Robinson, Kentucky  
P... Tommy Parks, Miss. State  
\* - Freshman of the Year

### 1987

#### OFFENSE

WR... Ernie Mills, Florida  
WR... Alvin Harper, Tennessee  
OL... Tony Robertson, Miss. State  
OL... Roger Shultz, Alabama  
OL... Dawson Pruett, Ole Miss  
OL... Terrill Chatman, Alabama  
OL... Robbin Perry, Tennessee  
QB... Jeff Dunn, Alabama  
\*RB... Emmitt Smith, Florida  
RB... Reggie Cobb, Tennessee  
RB... Rodney Hampton, Georgia  
PK... Phillip Doyle, Alabama

### DEFENSE

DL... Charles McRae, Tennessee  
DL... Cedric Moore, Vanderbilt  
DL... Robert Lenoir, Alabama  
DL... Robert Young, Miss. State  
LB... Robert Stewart, Alabama  
LB... Mark Murray, Florida  
LB... Huey Richardson, Florida  
DB... Todd Sandroni, Ole Miss  
DB... Kelly Days, Tennessee  
DB... Chris Tolbert, Kentucky  
DB... Eddie Myles, Miss. State  
P... Charles Childers, Ole Miss  
\* - Freshman of the Year

### 1988

#### OFFENSE

WR... Arthur Marshall, Georgia  
WR... Shayne Wadsen, Auburn  
OL... Greg Lahr, Kentucky  
OL... Kenny Stewart, Miss. State  
OL... Bobby Craycraft, Vanderbilt  
OL... John Fisher, Tennessee  
OL... Ed King, Auburn  
QB... Kyle Morris, Florida  
RB... Willie McClendon, Florida  
RB... Kevin Turner, Alabama  
RB... Henry Love, Auburn  
P... Mike Riley, Miss. State

### DEFENSE

DL... Jerry Bell, Kentucky  
DL... Rod Keith, Vanderbilt  
DL... Shazzon Bradley, Tennessee  
LB... Tim Paulk, Florida  
LB... Earnest Fields, Tennessee  
LB... Melvin Hawkins, Miss. State  
LB... Anthony Judge, Auburn  
DB... Chuck Carswell, Georgia  
DB... Bill Fitzpatrick, Vanderbilt  
DB... Chauncey Godwin, Ole Miss  
DB... Charles Gardner, Alabama  
PK... Chip McCallum, Tennessee  
RS... Vince Fuller, LSU

### 1989

#### OFFENSE

WR... Clarence Sevillian, Vanderbilt  
WR... Kurt Johnson, Kentucky  
OL... Jack Swan, Georgia  
OL... John James, Miss. State  
OL... Byron Jordan, Miss. State  
OL... Everett Lindsay, Ole Miss  
OL... Chuck Bradley, Kentucky  
QB... Donald Douglas, Florida  
RB... Chuck Webb, Tennessee  
RB... Kenny Roberts, Miss. State  
RB... Darrell Williams, Auburn  
PK... Brian Lee, Ole Miss  
RS... Tony James, Miss. State

#### DEFENSE

DL... George Brown, Georgia  
DL... Rodney Stowers, Miss. State  
DL... Mike Gandolfo, Vanderbilt  
LB... Marc Woodard, Miss. State  
LB... Alan Young, Vanderbilt  
LB... Nigel Ventress, LSU  
LB... David Walkup, LSU  
DB... Chris Donnelly, Vanderbilt  
DB... Carl Pickens, Tennessee  
DB... Mike Jones, Georgia  
DB... Will White, Florida  
P... David Lawrence, Vanderbilt

### 1990

#### OFFENSE

WR... Andre Hastings, Georgia  
WR... Marcus Carter, LSU  
TE... Shannon Mitchell, Georgia  
OL... Anthony Redmon, Auburn  
OL... Kevin Mawae, LSU  
OL... Clint Conlee, Ole Miss  
OL... Shea Bell, Miss. State  
OL... Matt Hammond, Alabama  
QB... Stan White, Auburn  
\*RB... Garrison Hearst, Georgia  
RB... Errict Rhett, Florida  
FB... Terry Samuels, Kentucky  
RS... Chris Anderson, Alabama

### DEFENSE

DL... Willie Jennings, Georgia  
DL... Bernard Williams, Georgia  
DL... Jeremy Nunley, Alabama  
#LB... James Willis, Auburn  
LB... Roovelroe Swan, LSU  
LB... Shelton Quarles, Vanderbilt  
LB... Ed Robinson, Florida  
DB... Anthony Marshall, LSU  
DB... Ralph Thompson, Georgia  
DB... Robert Davis, Vanderbilt  
DB... Aaron Smith, Vanderbilt  
P... Joey Chapman, Tennessee  
\* - Freshman of the Year (Offense)  
# - Freshman of the Year (Defense)

### 1991

#### OFFENSE

WR... David Palmer, Alabama  
WR... Aubrey Hill, Florida  
OL... Jon Stevenson, Alabama  
OL... Steve Roberts, Georgia  
OL... Mark Askin, Kentucky  
OL... Richard Saenz, Vanderbilt  
\*QB... Eric Zeier, Georgia  
RB... James Stewart, Tennessee  
RB... Aaron Hayden, Tennessee  
RB... Joe Frazier, Auburn  
FB... Michael Davis, Miss. State  
PK... John Becksvoort, Tennessee  
RS... Thomas Bailey, Auburn

### DEFENSE

DL... William Crowell, LSU  
DL... Damon Betz, Kentucky  
DL... Ellis Johnson, Florida  
DL... Kevin Carter, Florida  
LB... Michael Rogers, Alabama  
LB... Damon Ward, Georgia  
DB... Melvin Johnson, Kentucky  
DB... Ivory Hilliard, LSU  
DB... Rodney Young, LSU  
DB... Fred Smith, Auburn  
DB... Larry Kennedy, Florida  
P... Shayne Edge, Florida  
\* - Freshman of the Year

# HONORS & ACCOLADES



MISSISSIPPI STATE • MISSOURI • SOUTH CAROLINA • TENNESSEE • TEXAS A&M • VANDERBILT

## 1992 OFFENSE

WR... Jack Jackson, Florida  
OL... Jeff Smith, Tennessee  
OL... Bubba Miller, Tennessee  
OL... Reggie Green, Florida  
OL... Owen Neil, Vanderbilt  
\*QB... Steve Taneyhill, S. Carolina  
RB... Cliff Deese, Vanderbilt  
RB... Oscar Malone, Arkansas  
FB... Royce Love, Vanderbilt  
PK... Michael Proctor, Alabama  
PRS... Shawn Summers, Tennessee  
KORS... David Butler, LSU

## DEFENSE

DL... Johnnie Church, Florida  
DL... Eric Sullivan, S. Carolina  
DL... Jeff Kaiser, Georgia  
DL... David Barnard, Florida  
OLB... Ben Hanks, Florida  
OLB... James Gillyard, LSU  
#ILB... Randall Godfrey, Georgia  
ILB... Anthony Harris, Auburn  
DB... Michael Lowery, Ole Miss  
DB... Jason Parker, Tennessee  
DB... David Snardon, Kentucky  
\* - Freshman of the Year (Offense)  
# - Freshman of the Year (Defense)

## 1993

### OFFENSE

WR... Ta'Boris Fisher, Ole Miss  
WR... Joey Kent, Kentucky  
WR... Kenny Causey, Miss. State  
OL... Willie Anderson, Auburn  
OL... John Harrison, S. Carolina  
OL... Ben Bordelon, LSU  
OL... Adam Meadows, Georgia  
C... Don Struempel, Arkansas  
\*QB... Danny Wuerffel, Florida  
RB... Moe Williams, Kentucky  
ATH... Eddie Kennison, LSU

### DEFENSE

DL... Leland Taylor, Tennessee  
DL... Cameron Davis, Florida  
DL... Walter Rouse, Georgia  
LB... Mike Calais, LSU  
LB... Darren Hambrick, Florida  
LB... Dwayne Curry, Miss. State  
LB... Mark Smith, Arkansas  
DB... Lawrence Wright, Florida  
DB... Anthone Loft, Florida  
DB... Raymond Austin, Tennessee  
DB... Eric Vance, Vanderbilt  
Sp. Teams  
... Terry Cousin, S. Carolina  
PK... Reed Morton, S. Carolina  
\* - Freshman of the Year

## 1994

### OFFENSE

OL... John Schlarman, Kentucky  
OL... Victor Riley, Auburn  
OL... Adam Perry, LSU  
OL... Robert Poole, Tennessee  
OL... Will Jacobs, Vanderbilt  
C... Paul Beckwith, S. Carolina  
WR... Reidel Anthony, Florida  
WR... Ike Hilliard, Florida  
\*QB... Peyton Manning, Tennessee  
RB... Fred Taylor, Florida  
RB... Elijah Williams, Florida  
RB... Hines Ward, Georgia

### DEFENSE

DL... Travis Stroud, Georgia  
DL... David Carmona, LSU  
DL... James Greir, Miss. State  
DL... Jay Stallworth, Vanderbilt  
LB... Chad Hudson, Kentucky  
LB... Dewayne Rudd, Alabama  
LB... Nate Wayne, Ole Miss  
LB... Conley Earls, Miss. State  
LB... Greg Bright, Georgia  
DB... DeShea Townsend, Alabama  
DB... Ken Alvis, Auburn  
DB... Mike Harris, Florida  
DB... Terry Fair, Tennessee  
DB... Ben Washington, S. Carolina  
DB... Corey Chavous, Vanderbilt  
DB... Matt Anderson, Vanderbilt  
RS... Kio Sanford, Kentucky  
P... Matt Wait, Arkansas  
\* - Freshman of the Year

## 1995

### OFFENSE

WR... Zola Davis, South Carolina  
WR... Jacquez Green, Florida  
WR... Anthony Lucas, Arkansas  
WR... Craig Yeast, Kentucky  
OL... Jamar Nesbitt, South Carolina  
OL... Mo Collins, Florida  
OL... Alan Faneca, LSU  
OL... Jonas Liening, Kentucky  
OL... Russ Brown, Arkansas  
QB... Herbert Tyler, LSU  
\*RB... Kevin Faulk, LSU  
RB... Torin Kirtsey, Georgia  
RB... Terry Jackson, Florida  
RB... Kendall Cleveland, LSU

### DEFENSE

\*DL... Anthony McFarland, LSU  
DL... Jimmy Brumbaugh, Auburn  
DL... Marvin Major, Kentucky  
DL... Ron Green, Tennessee  
DL... Chris Hood, Alabama  
LB... Takeo Spikes, Auburn  
LB... Johnny Rutledge, Florida  
LB... Mike Peterson, Tennessee  
\*DB... Martavious Houston, Auburn  
DB... Armin Love, Georgia  
DB... Fernando Bryant, Alabama  
DB... Arturo Freeman, South Carolina  
PK... Jeff Hall, Tennessee  
KR... Robert Baker, Auburn  
\* - Co-Freshman of the Year

## 1996

### OFFENSE

WR... Todd Yoder, Vanderbilt  
WR... Larry Foster, LSU  
TE... Chad Spencer, Kentucky  
OL... Spencer Riley, Tennessee  
OL... David De La Perralle, Kentucky  
OL... Ryan Kalich, Florida  
OL... Chris Samuels, Alabama  
OL... Jeno James, Auburn  
RB... \*Derick Logan, Kentucky  
RB... Rondell Mealey, LSU  
RB... Shaun Alexander, Alabama  
QB... Matt Wyatt, Miss. State  
P... Courtney Leavitt, South Carolina  
PK... Hap Hines, Georgia

### DEFENSE

DL... Theo Williams, LSU  
DL... Billy Ratliff, Tennessee  
DL... George Massey, Kentucky  
DL... Reggie McGrew, Florida  
DL... D.J. Cooper, Arkansas  
LB... Jevon Kearse, Florida  
LB... Armeigis Spearman, Ole Miss  
LB... Charles Smith, LSU  
DB... \*Mark Roman, LSU  
DB... Tim Strickland, Ole Miss  
DB... Brad Ware, Auburn  
DB... Champ Bailey, Georgia  
DB... Ronnie Heard, Ole Miss  
DB... Kendall Roberson, Miss. State  
\* - Freshman of the Year

## 1997

### OFFENSE

WR... Abram Booty, LSU  
WR... Jermale Kelly, South Carolina  
OL... Terrence Metcalf, Ole Miss  
OL... Paul Hogan, Alabama  
OL... Trey Langley, LSU  
OL... Cosey Coleman, Tennessee  
OL... Zac Zedalis, Florida  
RB... \*Jamal Lewis, Tennessee  
RB... Derek Homer, Kentucky  
RB... Jimmy Williams, Vanderbilt  
RB... Jared McGrath, Vanderbilt  
QB... Victor Penn, South Carolina  
P... Reagan King, Ole Miss  
PK... Seth Hanson, Kentucky

### DEFENSE

DL... Derrick Burgess, Ole Miss  
DL... Kenny Smith, Alabama  
DL... Ryan Aulds, Vanderbilt  
DL... Marcus Stroud, Georgia  
DL... Travis Carroll, Alabama  
LB... Randy Garner, Arkansas  
LB... Quentin Caver, Arkansas  
DB... Marcus Spencer, Alabama  
DB... Rob Pate, Auburn  
DB... Willie Gary, Kentucky

DB... Larry Casher, Auburn  
\* - Freshman of the Year

## 1998

### OFFENSE

WR... Reggie Robinson, LSU  
WR... Nezihi Hasanoglu, Vanderbilt  
OL... Kevin Rivers, South Carolina  
OL... Matt Brown, Kentucky  
OL... Philip Jones, South Carolina  
OL... Kenyatta Walker, Florida  
OL... Melvin Paige, South Carolina  
RB... Dicenso Miller, Miss. State  
RB... Robert Gillespie, Florida  
QB... \*Quincy Carter, Georgia  
P... David Wasielewski, Florida  
PK... Christian Chauvin, LSU  
ATH... Freddie Milons, Alabama

### DEFENSE

DL... Kindal Moorehead, Alabama  
DL... Jarvis Green, LSU  
DL... Doyle Crosby, Vanderbilt  
DL... Carlos Hall, Arkansas  
LB... Eddie Strong, Ole Miss  
LB... Jamie Winborn, Vanderbilt  
LB... James Callier, Auburn  
DB... Reggie Myles, Alabama  
DB... Orlando Green, Arkansas  
DB... Bennie Alexander, Florida  
DB... David Johnson, Kentucky  
\* - Freshman of the Year

## 1999

### OFFENSE

WR... \*Ronney Daniels, Auburn  
WR... Terrence Edwards, Georgia  
TE... Randy McMichael, Georgia  
OL... Mike Pearson, Florida  
OL... Kevin Breedlove, Georgia  
OL... Dante Ellington, Alabama  
OL... Jon Stinchcomb, Georgia  
C... Ben Claxton, Ole Miss  
RB... Cedric Cobbs, Arkansas  
RB... Earnest Graham, Florida  
QB... Tyler Watts, Alabama  
PK... John Corbello, LSU

### DEFENSE

DL... Kenny King, Alabama  
DL... Charles Grant, Georgia  
DL... Albert Haynesworth, Tennessee  
LB... Saleem Rasheed, Alabama  
LB... Marvin Constant, Alabama  
LB... Treverance Faulk, LSU  
LB... Bradie James, LSU  
LB... Jeremy Lawrence, LSU  
DB... Rashad Faison, South Carolina  
DB... Rushen Jones, Vanderbilt  
DB... Daryl Dixon, Florida  
DB... Todd Johnson, Florida  
P... Richie Butler, Arkansas  
\* - Freshman of the Year

## 2000

### OFFENSE

WR... Jabar Gaffney, Florida\*  
WR... Derek Abney, Kentucky  
WR... Richard Smith, Arkansas  
TE... Robert Johnson, Auburn  
OL... Michael Munoz, Tennessee  
OL... Antonio Hall, Kentucky  
OL... Travelle Wharton, South Carolina  
OL... Rodney Reed, LSU  
C... Scott Wells, Tennessee  
QB... Rex Grossman, Florida  
RB... LaBrandon Toefield, LSU  
RB... Chad Scott, Kentucky  
PK... Billy Bennett, Georgia

### DEFENSE

DL... DeMarco McNeil, Auburn  
DL... DeWayne Robertson, Kentucky  
DL... Clint Mitchell, Florida  
LB... Jason Clark, Miss. State  
LB... Caleb Miller, Arkansas  
LB... Dontarrious Thomas, Auburn  
LB... Travis Harris, Florida  
DB... Ken Hamlin, Arkansas  
DB... Rashad Baker, Tennessee  
DB... \*Deandre Eiland, S. Carolina  
DB... Roshard Gilyard, Auburn  
P... Donnie Jones, LSU  
\* - Freshman of the Year

## 2001

### OFFENSE

WR... Kelley Washington, Tennessee  
WR... Fred Gibson, Georgia  
TE... Marcus Spears, LSU  
OL... Ben Wilkerson, LSU  
OL... Shawn Andrews, Arkansas  
OL... Wesley Britt, Alabama  
OL... Justin Smiley, Alabama  
LB... Justin Geisinger, Vanderbilt  
QB... David Greene, Georgia\*  
RB... \*Carnell Williams, Auburn  
RB... Ronnie Brown, Auburn  
PK... Jonathan Nichols, Ole Miss

### DEFENSE

DL... Ellery Moore, Kentucky  
DL... David Pollack, Kentucky  
DL... Ronald Fields, Miss. State  
LB... Pat Brunner, Vanderbilt  
LB... Jeb Huckeba, Arkansas  
LB... Brian Lester, Ole Miss  
LB... Rob Robertson, Ole Miss  
DB... Carlos Rogers, Auburn  
DB... Ahmad Carroll, Arkansas  
DB... Lorenzo Parker, Vanderbilt  
DB... Eric Oliver, Ole Miss  
P... Dustin Colquhitt, Tennessee  
\* - Freshman of the Year

## 2002

### OFFENSE

WR... Troy Williamson, South Carolina  
WR... Mike Espy, Ole Miss  
TE... Cooper Wallace, Auburn  
OL... Marcus McNeil, Auburn  
OL... Tre' Stallings, Ole Miss  
OL... Mac Pyle, Vanderbilt  
OL... Andrew Whitworth, LSU  
C... Mike Degory, Florida  
QB... Jay Cutler, Vanderbilt  
RB... Joseph Addai, LSU  
RB... Kwane Doster, Vanderbilt\*

### DEFENSE

DL... Moe Thompson, South Carolina  
DL... Darrius Swain, Georgia  
DL... Deion Holts, Kentucky  
DL... McKinley Boykin, Ole Miss  
LB... Freddie Roach, Alabama  
LB... Lance Lavy, South Carolina  
LB... Moses Osemwegie, Vanderbilt  
DB... Cameron Vaughn, LSU  
DB... Charlie Peprah, Alabama  
DB... Tim Jennings, Georgia  
DB... Travis Johnson, Ole Miss  
DB... Darren Williams, Miss. State

### SPECIALISTS

P... Greg Johnson, Vanderbilt  
PK... Taylor Begley, Kentucky  
RS... Kwane Doster, Vanderbilt  
\* - Freshman of the Year

## 2003

### OFFENSE

WR... Courtney Taylor, Auburn  
WR... Marlon White, Vanderbilt  
TE... Keith Zinger, LSU  
OL... Donovan Davis, Miss. State  
OL... Daniel Inman, Georgia  
OL... Arron Sears, Tennessee  
OL... Brian Stamper, Vanderbilt  
OL... Tom Sorenson, Vanderbilt  
QB... Chris Leak, Florida\*  
RB... Demetris Summers, S. Carolina  
RB... Michael Cooper, Georgia

### DEFENSE

DL... Ray McDonald, Florida  
DL... Quentin Moses, Georgia  
DL... Lamar Mills, Kentucky  
LB... Channing Crowder, Florida  
LB... Earl Everett, Florida  
LB... Juwan Garth, Alabama  
LB... Durrell White, Kentucky  
DB... Will Herring, Auburn  
DB... Corey Campbell, Tennessee  
DB... LaRon Landry, LSU  
DB... Quinton Culberson, Miss. State

### SPECIALISTS

P... Eric Wilbur, Florida  
PK... James Wilhoit, Tennessee  
\* - Freshman of the Year





# HONORS & ACCOLADES

ALABAMA • ARKANSAS • AUBURN • FLORIDA • GEORGIA • KENTUCKY • LSU • OLE MISS

## 2004

### OFFENSE

WR... Marcus Monk, Arkansas  
WR... Early Doucet, LSU  
TE... Eric Butler, Miss. State  
OL... Will Arnold, LSU  
OL... Robert Felton, Arkansas  
PK... Matt Gilbow, Arkansas  
OL... Chester Adams, Georgia  
C... Hamilton Holliday, Vanderbilt  
QB... Erik Ainge, Tennessee  
RB... Thomas Brown, Georgia  
RB... Danny Ware, Georgia

### DEFENSE

DL... Quentin Groves, Auburn  
DL... Stanley McClover, Auburn  
DL... Wallace Gilberry, Alabama  
DL... Corey Clark, Miss. State  
LB... Brandon Siler, Florida  
LB... Titus Brown, Miss. State  
LB... Wesley Woodyard, Kentucky  
LB... Jonathan Goff, Vanderbilt  
LB... Garry Pack, Ole Miss  
DB... Roshawn Fellows, Tennessee  
DB... Ko Simpson, South Carolina  
DB... Jonathan Hefney, Tennessee  
DB... Mario Bobo, Miss. State

### SPECIALISTS

P... Jeremy Davis, Arkansas  
PK... Andy Bailey, Georgia  
RS... Jonathan Lowe, Miss. State  
\* - Freshman of the Year

## 2005

### OFFENSE

WR... Earl Bennett, Vanderbilt  
WR... Sidney Rice, South Carolina  
TE... Nick Walker, Alabama  
OL... Jonathan Luigs, Arkansas  
OL... B.J. Stabler, Alabama  
OL... Ramon Foster, Tennessee  
OL... Antoine Caldwell, Alabama  
OL... Michael Oher, Ole Miss  
QB... Casey Dick, Arkansas  
\*RB... Darren McFadden, Arkansas  
RB... Arian Foster, Tennessee

### DEFENSE

DL... Bobby Greenwood, Alabama  
DL... Dakota Walker, South Carolina  
DL... Jeff Owens, Georgia  
DL... Tyson Jackson, LSU  
LB... Freddie Fairchild, Arkansas  
LB... Braxton Kelley, Kentucky  
LB... Jamar Chaney, Miss. State  
LB... Anthony Littlejohn, Miss. State  
DB... Reshard Langford, Vanderbilt  
DB... Jamarca Sanford, Ole Miss  
DB... Shomari Moore, Kentucky  
DB... David Jones, Kentucky  
DB... Derek Pegues, Miss. State

### SPECIALISTS

P... Bryant Hahnfeldt, Vanderbilt  
PK... Blake McAdams, Miss. State  
RS... Felix Jones, Arkansas  
\* - Freshman of the Year

## 2006

### OFFENSE

TE... Ben Cleveland, Arkansas  
OL... Andre Smith, Alabama  
OL... Ciron Black, LSU  
OL... John Jerry, Ole Miss  
OL... Justin Jeffries, Kentucky  
OL... Craig Jenkins, Miss. State  
C... Josh McNeil, Tennessee  
\*WR... Percy Harvin, Florida  
WR... Brandon LaFell, LSU  
WR... Damian Williams, Arkansas  
QB... Matthew Stafford, Georgia  
QB... Tim Tebow, Florida  
RB... LaMarcus Coker, Tennessee  
RB... Anthony Dixon, Miss. State

### DEFENSE

DL... Ricky Jean-Francois, LSU  
DL... Sen'Derrick Marks, Auburn  
DL... Kade Weston, Georgia  
LB... Prince Hall, Alabama  
LB... Rodney Paulk, South Carolina  
LB... Micah Johnson, Kentucky  
LB... Rico McCoy, Tennessee  
LB... Wendel Davis, Arkansas

LB... Jamon Hughes, Miss. State  
DB... Tread Lindley, Kentucky  
DB... Emanuel Cook, South Carolina  
DB... D.J. Moore, Vanderbilt  
DB... Aairon Savage, Auburn  
DB... Jeraud Powers, Auburn

### SPECIALISTS

P... P.J. Fitzgerald, Alabama  
PK... Lones Seiber, Kentucky  
PK... Joshua Shene, Ole Miss  
RS... Brandon James, Florida  
\* - Freshman of the Year

## 2007

### OFFENSE

TE... D.J. Williams, Arkansas  
OL... Ryan Pugh, Auburn  
OL... Trinton Sturdivant, Georgia  
OL... Lee Ziemba, Auburn  
OL... Clint Boling, Georgia  
OL... Maurice Pouncey, Florida  
OL... Chaz Ramsey, Auburn  
WR... Terrance Toliver, LSU  
WR... Denarius Moore, Tennessee  
QB... Wesley Carroll, Mississippi State  
RB... \*Knowshon Moreno, Georgia  
RB... Terry Grant, Alabama

### DEFENSE

DL... Ladi Ajiyoye, South Carolina  
DL... Damaris Ambrose, Arkansas  
DL... Antoine Carter, Auburn  
LB... Rolando McClain, Alabama  
LB... Freddy Burton, Arkansas  
LB... Cliff Matthews, South Carolina  
LB... A.J. Jones, Florida  
DB... Eric Berry, Tennessee  
DB... Joe Haden, Florida  
DB... Major Wright, Florida  
DB... Zac Etheridge, Auburn  
DB... Kareem Jackson, Alabama  
DB... Chad Jones, LSU

### SPECIALISTS

PK... Daniel Lincoln, Tennessee  
PK... Alex Tejada, Arkansas  
P... Ryan Shoemaker, Auburn  
RS... Chad Jones, LSU  
\* - Freshman of the Year

## 2008

### OFFENSE

TE... Brandon Barden, Vanderbilt  
OL... Justin Anderson, Georgia  
OL... Cordy Glenn, Georgia  
OL... John Michael Boswell, Alabama  
OL... Grant Cook, Arkansas  
OL... Kyle Fischer, Vanderbilt  
OL... Quentin Saulsberry, Miss. State  
C... Ben Jones, Georgia  
WR... \*A.J. Green, Georgia  
WR... Julio Jones, Alabama  
QB... Randall Cobb, Kentucky  
RB... Mark Ingram, Alabama  
RB... Jeffery Demps, Florida  
RB... Chris Rainey, Florida

### DEFENSE

DL... Jake Bequette, Arkansas  
DL... T.J. Greenstone, Vanderbilt  
DL... Zach Stadthier, Arkansas  
DL... DeAngelo Tyson, Georgia  
LB... Chris Marve, Vanderbilt  
LB... Dont'a Hightower, Alabama  
LB... Jerry Franklin, Arkansas  
LB... Spencer Pybus, Auburn  
LB... Daryl Vereen, Tennessee  
DB... Janoris Jenkins, Florida  
DB... Will Hill, Florida  
DB... Charles Mitchell, Miss. State  
DB... Neiko Thorpe, Auburn

### SPECIALISTS

PK... Blair Walsh, Georgia  
RS... Dennis Johnson, Arkansas  
\* - Freshman of the Year

## 2009

### OFFENSE

TE... Orson Charles, Georgia  
OL... Barrett Jones, Alabama  
OL... Aaron Douglas, Tennessee  
OL... Xavier Nixon, Florida  
OL... Ryan Seymour, Vanderbilt  
OL... Larry Warford, Kentucky  
OL... T.J. Johnson, South Carolina

WR... Alshon Jeffery, South Carolina  
WR... Chad Bumphis, Mississippi State  
QB... Morgan Newton, Kentucky  
RB... Trent Richardson, Alabama  
RB... \*Warren Norman, Vanderbilt

### DEFENSE

DL... Devin Taylor, South Carolina  
DL... Tenarius Wright, Arkansas  
DL... Fletcher Cox, Mississippi State  
DL... Montez Robinson, Georgia  
DL... Omar Hunter, Florida  
LB... Nico Johnson, Alabama  
LB... D.T. Shackelford, Ole Miss  
LB... Herman Lathers, Tennessee  
DB... Johnthan Banks, Miss. State  
DB... Corey Broomfield, Miss. State  
DB... Daren Bates, Auburn  
DB... Stephen Gilmore, S. Carolina

### SPECIALISTS

PK... Ryan Fowler, Vanderbilt  
P... Tyler Campbell, Ole Miss  
RS... \*Warren Norman, Vanderbilt

## 2010

### OFFENSE

TE... Jordan Aumiller, Kentucky  
OL... JaWuan James, Tennessee  
OL... D.J. Fluker, Alabama  
OL... Wesley Johnson, Vanderbilt  
OL... Alvin Bailey, Arkansas  
OL... Gabe Jackson, Mississippi State  
C... Travis Swanson, Arkansas  
WR... Ace Sanders, South Carolina  
WR... Justin Hunter, Tennessee  
QB... Aaron Murray, Georgia  
RB... \*Marcus Lattimore, S. Carolina  
RB... Mike Dyer, Auburn  
AP... Trey Burton, Florida

### DEFENSE

DL... Jacques Smith, Tennessee  
DL... Barkevious Mingo, LSU  
DL... Shariff Floyd, Florida  
DL... Byron Jones, Arkansas  
DL... Kwame Geathers, Georgia  
DL... Corey Lemonier, Auburn  
DL... \*Walker May, Vanderbilt  
DL... Sam Montgomery, LSU  
LB... C.J. Mosley, Alabama  
LB... Jelani Jenkins, Florida  
LB... \*Ronald Powell, Florida  
LB... John Probst, Tennessee  
DB... Tyrann Mathieu, LSU  
DB... Nickoe Whitley, Mississippi State  
DB... Kenny Ladler, Vanderbilt  
DB... Dee Milliner, Alabama  
DB... Alec Ogletree, Georgia

### SPECIAL TEAMS

PK... Zach Hocker, Arkansas  
P... Cody Mandell, Alabama  
RS... Andre DeBose, Florida

## 2011

### OFFENSE

TE... Malcolm Johnson, Miss. State  
OL... A.J. Cann, South Carolina  
OL... Marcus Jackson, Tennessee  
OL... Cyrus Kouandjio, Alabama  
OL... Chaz Green, Florida  
C... Reese Dismukes, Auburn  
WR... Malcolm Mitchell, Georgia  
WR... Odell Beckham Jr., LSU  
QB... Maxwell Smith, Kentucky  
RB... Isaiah Crowell, Georgia  
RB... Kenny Hilliard, LSU  
AP... Bruce Ellington, South Carolina

### DEFENSE

DL... \*Jadeveon Clowney, S. Carolina  
DL... Trey Flowers, Arkansas  
DL... Anthony Johnson, LSU  
DL... Kaleb Eulls, Mississippi State  
LB... A.J. Johnson, Tennessee  
LB... Curt Maggitt, Tennessee  
LB... Serderius Bryant, Ole Miss  
DB... Brian Randolph, Tennessee  
DB... Vinnie Sunseri, Alabama  
DB... Pop Saunders, Florida  
DB... Tevin Mitchel, Arkansas

### SPECIAL TEAMS

PK... James Hairston, LSU  
P... Brad Wing, LSU  
RS... Marquel Wade, Arkansas

## 2012

### OFFENSE

TE... Jerrell Adams, South Carolina  
OL... John Theus, Georgia  
OL... D.J. Humphries, Florida  
OL... Brandon Shell, South Carolina  
OL... Vadal Alexander, LSU  
C... Ryan Kelly, Alabama  
WR... Amari Cooper, Alabama  
WR... Mike Evans, Texas A&M  
QB... \*Johnny Manziel, Texas A&M  
RB... Todd Gurley, Georgia  
RB... T.J. Yeldon, Alabama  
AP... Trey Williams, Texas A&M

### DEFENSE

DL... Dante Fowler, Florida  
DL... Jonathan Bullard, Florida  
DL... Issac Gross, Ole Miss  
DL... D.J. Pettway, Alabama  
LB... Denzel Nkemdiche, Ole Miss  
LB... Benardrick McKinney, Mississippi State  
LB... A.J. Turner, Arkansas  
LB... Otha Peters, Arkansas  
LB... Antonio Morrison, Florida  
DB... Jalen Collins, LSU  
DB... T.J. Gurley, South Carolina  
DB... Rohan Gaines, Arkansas  
DB... LaDarrell McNeil, Tennessee

### SPECIAL TEAMS

PK... Andrew Baggett, Missouri  
P... Landon Foster, Kentucky  
RS... Trey Williams, Texas A&M

## 2013

### OFFENSE

TE... Hunter Henry, Arkansas  
OL... Laremy Tunsil, Ole Miss  
OL... Andrew Jelks, Vanderbilt  
OL... Alex Kozan, Auburn  
OL... Denver Kirkland, Arkansas  
C... Jon Toth, Kentucky  
\*WR... Laquan Treadwell, Ole Miss  
WR... Marquez North, Tennessee  
QB... Maty Mauk, Missouri  
RB... Alex Collins, Arkansas  
RB... Kelvin Taylor, Florida  
AP... Pharaoh Cooper, South Carolina

### DEFENSE

DL... Chris Jones, Mississippi State  
DL... A'Shawn Robinson, Alabama  
DL... Robert Nkemdiche, Ole Miss  
DL... Darius Philon, Arkansas  
LB... Darian Claiborne, Texas A&M  
LB... Leonard Floyd, Georgia  
LB... Skai Moore, South Carolina  
DB... Vernon Hargreaves, Florida  
DB... Tony Conner, Ole Miss  
DB... Tre'Davious White, LSU  
DB... Cameron Sutton, Tennessee

### SPECIAL TEAMS

PK... Elliott Fry, South Carolina  
P... Johnny Townsend, Florida  
RS... Pharaoh Cooper, South Carolina



## SEC COACHES' RECORDS

### ALABAMA

Coach	Tenure	Conference		Overall	
		W - L - T		W - L - T	
E.B. Beaumont	1892	-		2-2-0	
Eli Abbott	1893-95, 1902	-		7-12-0	
Otto Wagonhurst	1896	-		2-1-0	
Allen McCants	1897	-		1-0-0	
W.A. Martin	1899	-		3-1-0	
M. Griffin	1900	-		2-3-0	
M.H. Harvey	1901	-		2-1-2	
W.B. Blount	1903-04	-		10-7-0	
Jack Leavenworth	1905	-		6-4-0	
J.W.H. Pollard	1906-09	-		20-4-5	
Guy Lowman	1910	-		4-4-0	
D.V. Graves	1911-14	-		21-12-3	
Thomas Kelly	1915-17	-		17-7-1	
Xen C. Scott	1919-22	-		29-9-3	
Wallace Wade	1923-30	-		61-13-3	
Frank Thomas	1931-46	59-16-6		115-24-7	
Harold (Red) Drew	1947-54	33-21-7		54-29-7	
J. B. Whitworth	1955-57	3-18-1		4-24-2	
Paul (Bear) Bryant	1958-82	137-28-5		232-46-9	
Ray Perkins	1983-86	14-9-1		32-15-1	
Bill Curry	1987-89	14-6-0		26-10-0	
Gene Stallings	1990-96	#38-16-0		#62-25-0	
Mike DuBose	1997-2000	16-16-0		24-23-0	
Dennis Franchione	2001-02	10-6		17-8	
Mike Shula	2003-06	13-19		26-14	
Joe Kines&	2006	0-0		0-1	
Nick Saban	2007-	48-11		74-15	

# - Indicates forfeits imposed on Alabama by NCAA  
 & - Interim head coach for 2006 Independence Bowl

### ARKANSAS\*

Coach	Tenure	Conference		Overall	
		W - L - T		W - L - T	
John C. Futrall	1894-96	-		5-2-0	
B.N. Wilson	1897-98	-		4-1-1	
Colbert Searles	1899-1900	-		5-2-2	
Charles Thomas	1901-02	-		9-8-0	
D.A. McDaniel	1903	-		3-4-0	
A.D. Brown	1904-05	-		6-9-0	
F.C. Longman	1906-07	-		5-8-3	
Hugo Bezdek	1908-12	-		29-13-1	
E.T. Pickering	1913-14	-		11-7-0	
T.T. McConnell	1915-16	1-3-0		8-6-1	
Norman Paine	1917-18	0-2-1		8-3-1	
J.B. Craig	1919	1-2-0		3-4-0	
G.W. McLaren	1920-21	4-1-1		8-5-3	
Francis Schmidt	1922-28	14-13-2		42-20-3	
Fred Thomsen	1929-41	26-42-3		56-61-1	
George Cole	1942	0-6-0		3-7-0	
John Tomlin	1943	1-4-0		2-7-0	
Glen Rose	1944-45	3-7-1		8-12-1	
John Barnhill	1946-49	10-13-1		22-17-3	
Otis Douglas	1950-52	4-14-0		9-21-0	
Bowden Wyatt	1953-54	7-5-0		11-10-0	
Jack Mitchell	1955-57	8-9-1		17-12-1	
Frank Broyles	1958-76	91-35-5		144-58-5	
Lou Holtz	1977-83	37-18-1		60-21-2	
Ken Hatfield	1984-89	36-10-0		55-17-1	
Jack Crowe	1990-91	6-10-0		9-15-0	
Joe Kines#	1992	3-4-1		3-6-1	
Danny Ford	1993-97	•16-23-1		•26-30-1	
Houston Nutt	1998-07	42-38		75-48	
%Reggie Herring	2008	0-0		0-1	
Bobby Petrino	2008-2011	17-15		34-17	
John L. Smith	2012	2-6		4-8	
Bret Bielema	2013 -	0-8		3-9	

# - Interim head coach after first game of 1992 season.  
 % - Interim head coach for 2008 Cotton Bowl.  
 \* - Southwest Conference 1915-1991  
 • - Indicates game forfeited to Arkansas

### AUBURN

Coach	Tenure	Conference		Overall	
		W - L - T		W - L - T	
Dr. George Petrie	1892	-		2-2-0	
G.H. Harvey, D.M. Balliet	1893	-		3-0-2	
F.M. Hall	1894	-		1-3-0	
John Heisman	1895-99	-		12-4-2	
Billy Watkins	1900-01	-		6-3-1	
R.S. Kent	1902	-		2-2-1	
Mike Harvey	1902	-		0-2-0	
Billy Bates	1903	-		4-3-0	
Mike Donahue	1904-06, 1908-22	-		99-35-5	
W.S. Kienholz	1907	-		6-2-1	
Boozier Pitts	1923-24; 1927	-		7-11-6	
Dave Morey	1925-27	-		10-10-1	
George Bohlner	1928-29	-		3-11-0	
John Floyd	1929	-		0-4-0	
Chet Wynne	1930-33	2-2-0		22-15-2	
Jack Meagher	1934-42	26-25-7		48-37-10	
Carl Voyles	1944-47	4-17-0		15-22-0	
Earl Brown	1948-50	2-18-2		3-22-4	
Ralph (Shug) Jordan	1951-75	98-63-4		176-83-6	
Doug Barfield	1976-80	15-14-1		29-25-1	
Pat Dye	1981-92	48-27-1		99-39-4	
Terry Bowden	1993-98	30-14-1		47-17-1	
#Bill Oliver	1998	0-3		2-3	
Tommy Tuberville	1999-08	51-29		85-40	
Gene Chizik	2009-12	15-17		33-19	
Gus Malzahn	2013 -	7-1		12-2	

# - Interim head coach after sixth game of 1998 season.

### FLORIDA

Coach	Tenure	Conference		Overall	
		W - L - T		W - L - T	
Jack Forsythe	1906-08	-		14-6-2	
G.E. Pyle	1909-13	-		26-7-3	
Charles McCoy	1914-16	-		9-10-0	
A.L. Busser	1917-19	-		7-8-0	
William Kline	1920-22	-		19-8-2	
Gen. VanFleet	1923-24	-		12-3-4	
H.L. Sebring	1925-27	-		17-11-2	
Charles Bachman	1928-32	-		27-18-3	
D.K. (Dutch) Stanley	1933-35	5-11-1		14-13-2	
Josh Cody	1936-39	6-14-2		17-24-2	
Tom Lieb	1940-45	5-15-1		20-26-1	
Ray (Bear) Wolf	1946-49	2-17-2		13-24-2	
Bob Woodruff	1950-59	29-32-2		54-41-6	
Ray Graves	1960-69	36-19-3		70-31-4	
Doug Dickey	1970-78	28-28-1		58-42-2	
Charley Pell	1979-84	14-16-1		33-26-2	
Galen Hall*	1984-88	24-14-0		37-16-1	
Gary Darnell#	1989	2-2-0		3-4-0	
Steve Spurrier	1990-2001	82-12		122-27-1	
Ron Zook	2002-04	16-8		23-14	
Charlie Strong&	2004	0-0		0-1	
Urban Meyer	2005-2010	36-12		65-15	
Will Muschamp	2011 -	13-11		22-16	

\* - Replaced Charley Pell after third game of the 1984 season  
 # - Interim head coach after fifth game of 1989 season  
 & - Interim head coach for 2004 Peach Bowl



# COACHES

ALABAMA • ARKANSAS • AUBURN • FLORIDA • GEORGIA • KENTUCKY • LSU • OLE MISS

## GEORGIA

Coach	Tenure	Conference		Overall	
		W - L - T	W - L - T	W - L - T	W - L - T
Dr. Charles Herty	1892	-	-	1-1-0	-
Ernest Brown	1893	-	-	2-2-1	-
Robert Winston	1894	-	-	5-1-0	-
Glenn "Pop" Warner	1895-96	-	-	7-4-0	-
Charles McCarthy	1897-98	-	-	6-3-0	-
Gordon Saussy	1899	-	-	2-3-1	-
E.E. Jones	1900	-	-	2-4-0	-
Billy Reynolds	1901-02	-	-	5-7-3	-
M.M. Dickinson	1903, 1905	-	-	4-9-0	-
Charles A. Barnard	1904	-	-	1-5-0	-
W.S. Whitney	1906-07	-	-	6-7-2	-
Branch Bocock	1908	-	-	5-2-1	-
J. Coulter, Frank Dobson	1909	-	-	1-4-2	-
W.A. Cunningham	1910-19	-	-	43-18-9	-
H.J. Stegeman	1920-22	-	-	20-6-3	-
George Woodruff	1923-27	-	-	30-16-1	-
Harry Mehre	1928-37	12-12-2	-	59-34-6	-
Joel Hunt	1938	1-2-1	-	5-4-1	-
Wallace Butts	1939-60	67-60-5	-	140-86-9	-
Johnny Griffith	1961-63	6-12-1	-	10-16-4	-
Vince Dooley	1964-88	105-41-4	-	201-77-10	-
Ray Goff	1989-95	24-28-0	-	46-34-1	-
Jim Donnan	1996-2000	25-15-0	-	40-19	-
Mark Richt	2001-	72-31	-	126-45	-

## KENTUCKY

Coach	Tenure	Conference		Overall	
		W - L - T	W - L - T	W - L - T	W - L - T
Unknown	1891	-	-	1-1-0	-
A.M. Miller	1892	-	-	2-4-1	-
John A. Thompson	1892-93	-	-	5-2-1	-
W.P. Finney	1894	-	-	5-2-0	-
Charles Mason	1895	-	-	4-5-0	-
Dudley Short	1896	-	-	3-6-0	-
Lyman B. Eaton	1897	-	-	2-4-0	-
W.R. Bass	1898-99	-	-	12-2-2	-
W.H. Kiler	1900-01	-	-	6-12-1	-
E.W. McLeod	1902	-	-	3-5-1	-
C.A. Wright	1903	-	-	7-1-0	-
F.E. Schact	1904	-	-	15-4-1	-
J. White Guyn	1906-08	-	-	17-7-1	-
R. Sweetland	1909-10, 1912	-	-	23-5-0	-
P.P. Douglass	1911	-	-	7-3-0	-
Alpha Brumage	1913-14	-	-	11-5-0	-
J.J. Tigert	1915-16	-	-	10-2-3	-
S.A. Boles	1917	-	-	3-5-1	-
Andy Gill	1918-19	-	-	5-5-1	-
W.J. Juneau	1920-22	-	-	13-10-2	-
J. Winn	1923	-	-	4-3-2	-
Fred J. Murphy	1924-26	-	-	12-14-1	-
Harry Gammage	1927-33	2-3-0	-	32-25-5	-
Chet Wynne	1934-37	5-14-0	-	20-19-0	-
A.D. Kirwan	1938-44	4-22-3	-	24-28-4	-
Bernie Shively	1945	0-5-0	-	2-8-0	-
Paul (Bear) Bryant	1946-53	22-18-4	-	60-23-5	-
Blanton Collier	1954-61	21-34-3	-	41-36-3	-
Charlie Brandshaw	1962-68	12-30-2	-	25-41-4	-
John Ray	1969-72	4-24-0	-	10-33-0	-
Fran Curci	1973-81	25-30-0	-	47-51-2	-
Jerry Claiborne	1982-89	13-37-0	-	41-46-3	-
Bill Curry	1990-96	14-40-0	-	26-52-0	-
Hal Mumme	1997-2000	10-22-0	-	20-26	-
Guy Morriss	2001-02	4-12	-	9-14	-
Rich Brooks	2003-2009	16-40	-	39-47	-
Joker Phillips	2010-12	4-20	-	13-24	-
Mark Stoops	2013 -	0-8	-	2-10	-

## LSU

Coach	Tenure	Conference		Overall	
		W - L - T	W - L - T	W - L - T	W - L - T
Dr. Charles E. Coates	1893	-	-	0-1-0	-
Albert P. Simmons	1894-95	-	-	5-1-0	-
Allen W. Jeardeau	1896-97	-	-	7-1-0	-
Edmond A. Chavanne	1898, 1900	-	-	3-2-0	-
John P. Gregg	1899	-	-	3-2-0	-
W.S. Boreland	1901-03	-	-	15-7-0	-
D.A. Killian	1904-06	-	-	8-6-2	-
Edgar R. Wingard	1907-08	-	-	17-3-0	-
Joe G. Pritchard	1909	-	-	4-1-0	-
John W. Mayhew	1910	-	-	3-6-0	-
James K. Dwyer	1911-13	-	-	16-7-2	-
E.T. McDonald	1914-16	-	-	14-7-1	-
Dana X. Bible	1916	-	-	1-0-2	-
Wayne Sutton	1917	-	-	3-5-0	-
Irving R. Pray	1916, 1919, 1922	-	-	11-9-0	-
Branch Bocock	1920-21	-	-	11-4-2	-
Mike Donahue	1923-27	-	-	23-19-3	-
Russ Cohen	1928-31	-	-	23-13-1	-
Biff Jones	1932-34	7-2-2	-	20-5-6	-
Bernie H. Moore	1935-47	23-28-4	-	83-39-6	-
Gaynell Tinsley	1948-54	17-25-6	-	35-34-6	-
Paul F. Dietzel	1955-61	26-16-2	-	46-23-3	-
Charlie McClendon	1962-79	62-38-0	-	137-59-7	-
Jerry Stovall	1980-83	9-13-2	-	22-21-2	-
Bill Arnsparger	1984-86	13-3-2	-	26-8-2	-
Mike Archer	1987-90	15-12-0	-	27-18-1	-
Curley Hallman	1991-94	10-23-0	-	16-28-0	-
Gerry DiNardo	1995-	18-20-1	-	32-24-1	-
#Hal Hunter	1999	1-0	-	1-0	-
Nick Saban	2000-04	28-12	-	48-16	-
Les Miles	2005 -	52-20	-	95-24	-

# - Served as interim head coach last game of season.

## OLE MISS

Coach	Tenure	Conference		Overall	
		W - L - T	W - L - T	W - L - T	W - L - T
Dr. A.L. Bondurant	1893	-	-	4-1-0	-
C.D. Clark	1894	-	-	6-1-0	-
H.L. Fairbanks	1895	-	-	2-1-0	-
J.W. Holister	1896	-	-	1-2-0	-
T.G. Scarbrough	1898	-	-	1-1-0	-
W.H. Lyon	1899	-	-	3-4-0	-
Z.N. Estes, Jr.	1900	-	-	0-3-0	-
Daniel Martin, William Shibley	1901	-	-	2-4-0	-
Daniel Martin	1902	-	-	4-3-0	-
Mike Harvey	1903-04	-	-	6-4-1	-
T.S. Hammond	1906	-	-	4-2-0	-
Frank Mason	1907	-	-	0-6-0	-
Frank Kyle	1908	-	-	3-5-0	-
Dr. N.P. Stauffer	1909-11	-	-	17-7-2	-
Leo DeTray	1912	-	-	5-3-0	-
William Driver	1913-14	-	-	11-7-2	-
Fred Robbins	1915-16	-	-	5-12-0	-
C.R. (Dudy) Noble	1917-18	-	-	2-7-1	-
R.L. Sullivan	1919-21	-	-	11-13-0	-
R.A. Cowell	1922-23	-	-	8-11-1	-
Chester Barnard	1924	-	-	4-5-0	-
Homer Hazel	1925-29	-	-	21-22-3	-
Ed. L. Walker	1930-37	7-13-3	-	38-38-8	-
Harry Mehre	1938-45	15-17-1	-	39-26-1	-
Harold (Red) Drew	1946	1-6-0	-	2-7-0	-
John Vaught	1947-70, 73	106-41-10	-	190-60-12	-
Billy Kinard	1971-73	6-7-0	-	16-9-0	-
Ken Cooper	1974-77	12-14-0	-	21-23-0	-
Steve Sloan	1978-82	8-18-1	-	20-34-1	-
Billy Brewer	1983-93	#34-40-0	-	68-54-3	-
Joe Lee Dunn	1994	2-6-0	-	4-7-0	-
Tommy Tuberville	1995-1998	12-20-0	-	25-20-0	-
*David Cutcliffe	1998-2004	25-23	-	44-29	-
Ed Orgeron	2005-2007	3-21	-	10-25	-
Houston Nutt	2008-2011	10-22	-	24-26	-
Hugh Freeze	2012	6-10	-	15-11	-

# - Indicates game forfeited to Ole Miss

\* - Named head coach prior to 1998 Independence Bowl



# COACHES



MISSISSIPPI STATE • MISSOURI • SOUTH CAROLINA • TENNESSEE • TEXAS A&M • VANDERBILT

## MISSISSIPPI STATE

Coach	Tenure	Conference		Overall	
		W - L - T	W - L - T	W - L - T	W - L - T
Dr. Charles Herly	1892	-	-	1-1-0	
W.M. Matthews	1895	-	-	0-2-0	
J.B. Hildebrand	1896	-	-	0-4-0	
L.B. Harvey	1901	-	-	2-2-1	
L. Gwinn	1902	-	-	1-4-1	
Dan Martin	1903-06	-	-	10-11-3	
Fred Furman	1907-08	-	-	9-7-0	
W.D. Chadwick	1909-13	-	-	29-12-2	
E.C. Hayes	1914-16	-	-	15-8-2	
Sid Robinson	1917-19	-	-	15-5-0	
Fred Holtkamp	1920-21	-	-	9-7-1	
C.R. (Dudy) Noble	1922	-	-	3-4-2	
Earl Able	1923-24	-	-	10-6-2	
Bernie Bierman	1925-26	-	-	8-8-1	
J.W. Hancock	1927-29	-	-	8-12-4	
Chris Cagle	1930	-	-	2-7-0	
Ray Dauber	1931-32	-	-	5-11-0	
Ross McKechnie	1933-34	1-10-1	-	7-12-1	
Ralph Sasse	1935-37	8-7-0	-	20-10-2	
Emerson (Spike) Nelson	1938	1-4-0	-	4-6-0	
Allyn McKeen	1939-48	29-16-2	-	65-19-3	
Arthur (Slick) Morton	1949-51	5-15-0	-	8-18-1	
Murray Warmath	1952-53	6-5-3	-	10-6-3	
Darrell Royal	1954-55	7-7-0	-	12-8-0	
Wade Walker	1956-61	8-30-2	-	22-32-2	
Paul Davis	1962-66	9-22-2	-	20-28-2	
Charley Shira	1967-72	5-32-1	-	16-45-2	
Bob Tyler	1973-78	7-30-0	-	21-44-2	
Emory Bellard	1979-85	15-27-0	-	37-42-0	
Rockey Felker	1986-90	5-23-0	-	21-34-0	
Jackie Sherrill	1991-2003	#43-59-1	-	#75-75-2	
Sylvester Croom	2004-08	10-30	-	21-38	
Dan Mullen	2009-	16-24	-	36-28	

# - Indicates game forfeited to Miss. State

## MISSOURI

Coach	Tenure	Conference		Overall	
		W - L - T	W - L - T	W - L - T	W - L - T
Gary Pinkel	2012-	9-7	-	17-9	

## SOUTH CAROLINA \*

Coach	Tenure	Conference		Overall	
		W - L - T	W - L - T	W - L - T	W - L - T
W.A. Whaley	1896	-	-	1-3-0	
W.P. Murphy	1897	-	-	0-3-0	
W. Wertebaker	1898	-	-	1-2-0	
I.O. Hunt	1899-90	-	-	6-6-0	
B.W. Dickson	1901	-	-	3-4-0	
C.R. Williams	1902-03	-	-	14-3-0	
Christie Benet	1904-05, 1908-09	-	-	14-15-3	
Douglas McKay	1907	-	-	3-0-0	
John H. Neff	1910-11	-	-	5-8-2	
N.B. Edgerton	1912-15	-	-	19-13-3	
Rice Warren	1916	-	-	3-6-0	
Dixon Foster	1917, 1991	-	-	4-12-1	
Frank Dobson	1918	-	-	2-1-1	
Sol Metzger	1920-24	-	-	26-18-2	
Branch Bocock	1925-26	-	-	13-7-0	
Harry Lightsey	1927	-	-	4-5-0	
Billy Lavall	1928-34	5-3-0	-	39-26-6	
Don McCallister	1935-37	5-11-1	-	13-20-1	
Rex Enright	1938-42, 1946-55	36-43-3	-	64-69-7	
J.P. Moran	1943	2-1-0	-	5-2-0	
William Newton	1944	1-3-0	-	3-4-2	
Johnnie McMillan	1945	0-3-2	-	2-4-3	
Warren Giese	1956-60	19-15-1	-	28-21-1	
Marvin Bass	1961-65	13-18-1	-	17-29-4	
Paul Dietzel	1966-74	18-10-1	-	42-53-1	
Jim Carlen	1975-81	-	-	45-36-1	
Richard Bell	1982	-	-	4-7-0	
Joe Morrison	1983-88	-	-	39-28-2	
Sparky Woods	1989-93	5-11-0	-	24-28-3	
Brad Scott	1995-98	13-26-1	-	23-32-1	
Lou Holtz	1999-2004	19-29	-	33-37	
Steve Spurrier	2005-	41-31	-	77-39	

\* - Southern Conference 1933-52; Atlantic Coast Conference 1953-70

## TENNESSEE

Coach	Tenure	Conference		Overall	
		W - L - T	W - L - T	W - L - T	W - L - T
J.A. Pierce	1899-1900	-	-	8-4-1	
George Kelley	1901	-	-	3-3-2	
H.F. Fisher	1902-03	-	-	10-7-0	
S.D. Crawford	1904	-	-	3-5-1	
J.D. DePree	1905-06	-	-	4-11-3	
George Levene	1907-09	-	-	15-10-3	
Andrew A. Stone	1910	-	-	3-5-1	
Z.G. Clevenger	1911-15	-	-	26-15-2	
John R. Bender	1916-20	-	-	18-5-4	
M.B. Banks	1921-25	-	-	27-15-3	
Robert R. Neyland	1926-34, 36-40, 46-52	62-15-5	-	173-31-12	
W. H. (Bill) Britton	1935	2-3-0	-	4-5-0	
John H. Barnhill	1941-45	15-3-1	-	33-6-0	
Harvey L. Robinson	1953-54	4-7-1	-	10-10-1	
Bowden Wyatt	1955-62	29-23-4	-	49-29-4	
Jim McDonald	1963	3-5-0	-	5-5-0	
Doug Dickey	1964-69	21-10-4	-	46-15-4	
Bill Battle	1970-76	22-18-1	-	59-22-4	
Johnny Majors	1977-92	57-40-3	-	115-62-8	
Phillip Fulmer#	1992-08	*96-34	-	*152-52	
Lane Kiffin	2009	4-4	-	7-6	
Derek Dooley	2010-12	5-18	-	15-21	
% - Jim Chaney	2012	1-0	-	1-0	
Butch Jones	2013 -	2-6	-	5-7	

# - Interim head coach for four games of 1992 season.

\* - Indicates game forfeited to Tennessee

% - Interim head coach final game of 2012 season.

## TEXAS A&M

Coach	Tenure	Conference		Overall	
		W - L - T	W - L - T	W - L - T	W - L - T
Kevin Sumlin	2012	10-6	-	20-6	

## VANDERBILT

Coach	Tenure	Conference		Overall	
		W - L - T	W - L - T	W - L - T	W - L - T
Elliott H. Jones	1890-92	-	-	8-5-0	
W.J. Keller	1893	-	-	6-1-0	
Henry Thornton	1894	-	-	7-1-0	
C.L. Upton	1895	-	-	5-3-1	
R.G. Acton	1896-1898	-	-	10-7-3	
J.L. Crane	1899-1900	-	-	11-6-1	
W.H. Watkins	1901-02	-	-	14-2-1	
J.H. Henry	1903	-	-	6-1-1	
Dan McGugin	1904-17, 19-34	6-5-2	-	197-55-19	
Ray Morrison	1935-39	15-15-1	-	25-20-2	
H.R. (Red) Sanders	1940-42, 46-48	16-20-2	-	36-22-2	
E.H. (Herc) Alley	1943	0-0-0	-	5-0-0	
Doby Bartling	1944-45	2-4-0	-	6-6-1	
W.M. (Bill) Edwards	1945-52	11-17-1	-	21-19-2	
Arthur L. Guepe	1953-62	18-43-6	-	39-54-7	
Jack Green	1963-66	2-19-3	-	7-29-4	
Bill Pace	1967-72	5-27-1	-	22-38-3	
Steve Sloan	1973-74	3-8-1	-	12-9-1	
Fred Pancoast	1975-78	2-22-0	-	13-31-0	
George MacIntyre	1979-85	8-33-1	-	25-52-1	
Watson Brown	1986-90	4-29-0	-	10-45-0	
Gerry DiNardo	1991-94	#9-22-0	-	19-25-0	
Rod Dowhower	1995-96	1-15-0	-	4-18-0	
Woody Widenhofer	1997-2001	4-36	-	15-40	
Bobby Johnson	2002-	12-54	-	29-66	
Robbie Caldwell	2010	1-7	-	2-10	
James Franklin	2011-2013	11-13	-	24-15	

# - Indicates game forfeited to Vanderbilt



# COACHES

ALABAMA • ARKANSAS • AUBURN • FLORIDA • GEORGIA • KENTUCKY • LSU • OLE MISS

## SEC COACH OF THE YEAR

### National Coach of the Year

- 1942 Bill Alexander, Georgia Tech (AFCA)
- 1956 Bowden Wyatt, Tennessee (AFCA)
- 1958 Paul Dietzel, LSU (AFCA, FWA)
- 1961 Paul "Bear" Bryant, Alabama (AFCA)
- 1970 Charlie McClendon, LSU (AFCA)
- 1971 Paul "Bear" Bryant, Alabama (AFCA)
- 1973 Paul "Bear" Bryant, Alabama (AFCA)
- 1980 Vince Dooley, Georgia (AFCA, FWA, WC)
- 1982 Jerry Stovall, LSU (WC)
- 1992 Gene Stallings, Alabama (AFCA, FWA, WC)
- 1993 Terry Bowden, Auburn (AFCA, FWA, WC)
- 1998 Phillip Fulmer, Tennessee (FWA)
- 2003 Nick Saban, LSU (FWA, AP)
- 2004 Tommy Tuberville, Auburn (CWC, AP)
- 2011 Les Miles, LSU (Liberty, Home Depot, AP)
- 2013 Gus Malzahn, Auburn (AP, Liberty, Eddie Robinson, Home Depot)

AFCA American Football Coaches Association  
 FWA Football Writers of America  
 WC Walter Camp

### AP SEC Coach of the Year

- 1946 Wally Butts, Georgia
- 1947 John Vaught, Ole Miss
- 1948 John Vaught, Ole Miss
- 1949 Gaynell Tinsley, LSU
- 1950 Paul Bryant, Kentucky
- 1951 Bob Neyland, Tennessee
- 1952 Bobby Dodd, Georgia Tech
- 1953 Ralph Jordan, Auburn
- 1954 John Vaught, Ole Miss
- 1955 John Vaught, Ole Miss
- 1956 Bowden Wyatt, Tennessee
- 1957 Ralph Jordan, Auburn
- 1958 Paul Dietzel, LSU
- 1959 Paul Bryant, Alabama
- 1960 John Vaught, Ole Miss
- 1961 Paul Bryant, Alabama
- 1962 John Vaught, Ole Miss
- 1963 Paul Davis, Miss. State
- 1964 Paul Bryant, Alabama
- 1965 Paul Bryant, Alabama
- 1966 Vince Dooley, Georgia
- 1967 Doug Dickey, Tennessee
- 1968 Vince Dooley, Georgia
- 1969 Charlie McClendon, LSU
- 1970 Charlie Shira, Miss. State
- 1971 Paul Bryant, Alabama
- 1972 Ralph Jordan, Auburn
- 1973 Paul Bryant, Alabama
- 1974 Steve Sloan, Vanderbilt
- 1975 Ken Cooper, Ole Miss
- 1976 Vince Dooley, Georgia
- 1977 Fran Curci, Kentucky
- 1978 Paul Bryant, Alabama
- 1979 Paul Bryant, Alabama
- 1980 Vince Dooley, Georgia
- 1981 Paul Bryant, Alabama
- 1982 Jerry Stovall, LSU
- 1983 Billy Brewer, Ole Miss
- 1984 Jerry Claiborne, Kentucky
- 1985 Galen Hall, Florida
- 1986 Johnny Majors, Tennessee
- 1987 Bill Arnsparger, LSU
- 1988 Pat Dye, Auburn
- 1989 Pat Dye, Auburn
- 1990 Bill Curry, Alabama
- 1991 Steve Spurrier, Florida
- 1992 Gerry DiNardo, Vanderbilt
- 1993 Gene Stallings, Alabama
- 1994 Terry Bowden, Auburn
- 1995 Gene Stallings, Alabama
- 1996 Steve Spurrier, Florida
- 1997 Steve Spurrier, Florida
- 1998 Tommy Tuberville, Ole Miss
- 1999 Phillip Fulmer, Tennessee
- 2000 Mike DuBose, Alabama
- 2001 Lou Holtz, South Carolina
- 2002 Houston Nutt, Arkansas
- 2003 Mark Richt, Georgia
- 2004 David Cutcliffe, Ole Miss; Nick Saban, LSU
- 2005 Tommy Tuberville, Auburn
- 2006 Steve Spurrier, South Carolina
- 2006 Houston Nutt, Arkansas

- 2007 Sylvester Croom, Mississippi State
- 2008 Nick Saban, Alabama
- 2009 Nick Saban, Alabama
- 2010 Gene Chizik, Auburn
- 2011 Les Miles, LSU
- 2012 Kevin Sumlin, Texas A&M
- 2013 Gus Malzahn, Auburn

### UPI SEC Coach of the Year

- 1960 John Vaught, Ole Miss
- 1961 Paul Bryant, Alabama
- 1962 John Vaught, Ole Miss
- 1963 Ralph Jordan, Auburn
- 1964 Paul Bryant, Alabama
- 1965 Paul Bryant, Alabama
- 1966 Vince Dooley, Georgia
- 1967 Doug Dickey, Tennessee
- 1968 Vince Dooley, Georgia
- 1969 Charlie McClendon, LSU
- 1970 Charlie McClendon, LSU
- 1971 Paul Bryant, Alabama
- 1972 Ralph Jordan, Auburn
- 1973 Paul Bryant, Alabama
- 1974 Paul Bryant, Alabama
- 1975 Ken Cooper, Ole Miss
- 1976 Vince Dooley, Georgia
- 1977 Paul Bryant, Alabama
- 1978 Paul Bryant, Alabama
- 1979 Paul Bryant, Alabama
- 1980 Charley Pell, Florida
- 1981 Paul Bryant, Alabama
- 1982 George MacIntyre, Vanderbilt
- 1983 Pat Dye, Auburn
- 1984 Galen Hall, Florida
- 1985 Johnny Majors, Tennessee
- 1986 Billy Brewer, Ole Miss
- 1987 Bill Curry, Alabama
- 1988 Pat Dye, Auburn
- 1989 Bill Curry, Alabama
- 1990 Steve Spurrier, Florida

NOTE: Discontinued following 1990 season

### SEC Coach of the Year

(as voted by the league's coaches)

- 1935 Jack Meagher, Auburn
- 1936 Bob Neyland, Tennessee
- 1937 Ray Morrison, Vanderbilt
- 1938 Bob Neyland, Tennessee
- 1939 Bill Alexander, Georgia Tech
- 1940 Allyn McKeen, Miss. State
- 1941 Red Sanders, Vanderbilt
- 1942 Wally Butts, Georgia
- 1943 No Selection Made
- 1944 John Barnhill, Tennessee
- 1945 Frank Thomas, Alabama
- 1946 Wally Butts, Georgia
- 1947 John Vaught, Ole Miss
- 1948 Henry Frnka, Tulane
- 1949 Gaynell Tinsley, LSU
- 1950 Bob Neyland, Tennessee
- 1951 Bobby Dodd, Georgia Tech
- 1952 Harold Drew, Alabama
- 1953 Ralph Jordan, Auburn
- 1954 Blanton Collier, Kentucky
- 1955 Art Guepe, Vanderbilt
- 1956 Bowden Wyatt, Tennessee
- 1957 Wade Walker, Miss. State
- 1958 Paul Dietzel, LSU
- 1959 Wally Butts, Georgia
- 1960 Ray Graves, Florida
- 1961 Paul Bryant, Alabama
- 1962 John Vaught, Ole Miss
- 1963 Ralph Jordan, Auburn
- 1964 Paul Bryant, Alabama
- 1965 Doug Dickey, Tennessee
- 1966 Vince Dooley, Georgia
- 1967 Doug Dickey, Tennessee
- 1968 Vince Dooley, Georgia
- 1969 Charlie McClendon, LSU
- 1970 Charlie McClendon, LSU
- 1971 Paul Bryant, Alabama
- 1972 Ralph Jordan, Auburn
- 1973 Paul Bryant, Alabama
- 1974 Paul Bryant, Alabama
- 1975 Ken Cooper, Ole Miss

- 1976 Vince Dooley, Georgia
- 1977 Paul Bryant, Alabama
- 1978 Vince Dooley, Georgia
- 1979 Paul Bryant, Alabama
- 1980 Vince Dooley, Georgia
- 1981 Paul Bryant, Alabama
- 1982 George MacIntyre, Vanderbilt
- 1983 Pat Dye, Auburn
- 1984 Bill Arnsparger, LSU
- 1985 Johnny Majors, Tennessee
- 1986 Bill Arnsparger, LSU
- 1987 Pat Dye, Auburn
- 1988 Pat Dye, Auburn
- 1989 Bill Curry, Alabama
- 1990 Billy Brewer, Ole Miss
- 1991 Steve Spurrier, Florida
- 1992 Gene Stallings, Alabama
- 1993 Terry Bowden, Auburn
- 1994 Steve Spurrier, Florida
- 1995 Steve Spurrier, Florida
- 1996 Steve Spurrier, Florida
- 1997 Jim Donnan, Georgia
- 1998 Phillip Fulmer, Tennessee
- 1999 Mike DuBose, Alabama
- 2000 Lou Holtz, South Carolina
- 2001 Houston Nutt, Arkansas
- 2002 Mark Richt, Georgia
- 2003 David Cutcliffe, Ole Miss
- 2004 Tommy Tuberville, Auburn
- 2005 Mark Richt, Georgia
- 2006 Houston Nutt, Arkansas
- 2007 Sylvester Croom, Mississippi State
- 2008 Houston Nutt, Ole Miss
- 2009 Nick Saban, Alabama
- 2010 Steve Spurrier, South Carolina
- 2011 Les Miles, LSU
- 2012 Kevin Sumlin, Texas A&M
- 2012 Will Muschamp, Florida
- 2013 Gus Malzahn, Auburn

NOTE: From 1935-97, voting coordinated by the Nashville Banner newspaper.

### SEC Championship Coaches

- Paul "Bear" Bryant (14) – Kentucky (1) 1950; Alabama (13) 1961-64-65-66-71-72-73-74-75-77-78-79-81
- Johnny Vaught (6) – Ole Miss 1947-54-55-60-62-63
- Vince Dooley (6) – Georgia 1966-68-76-80-81-82
- Steve Spurrier (6) – Florida 1991-93-94-95-96-2000
- Bob Neyland (5) – Tennessee 1938-39-40-46-51
- Nick Saban (4) – LSU 2001-03; Alabama 2009-12
- Frank Thomas (4) – Alabama 1933-34-37-45
- Wally Butts (4) – Georgia 1942-46-48-59
- Pat Dye (4) – Auburn 1983-87-88-89
- Bill Alexander (3) – Georgia Tech 1939-43-44
- Johnny Majors (3) – Tennessee 1985-89-90
- Bernie Moore (2) – LSU 1935-36
- Paul Dietzel (2) – LSU 1958-61
- Doug Dickey (2) – Tennessee 1967-69
- Bobby Dodd (2) – Georgia Tech 1951-52
- Phillip Fulmer (2) – Tennessee 1997-98
- Urban Meyer (2) – Florida, 2006-08
- Les Miles (2) – LSU 2007-11
- Mark Richt (2) – Georgia 2002-05
- Ted Cox (1) – Tulane 1934
- Red Dawson (1) – Tulane 1939
- Allyn McKeen (1) – Mississippi State 1941
- Henry Frnka (1) – Tulane 1949
- Red Drew (1) – Alabama 1953
- Bowden Wyatt (1) – Tennessee 1956
- Ralph Jordan (1) – Auburn 1957
- Charlie McClendon (1) – LSU 1970
- Fran Curci (1) – Kentucky 1976
- Bill Arnsparger (1) – LSU 1986
- Mike Archer (1) – LSU 1988
- Bill Curry (1) – Alabama 1989
- Gene Stallings (1) – Alabama 1992
- Mike DuBose (1) – Alabama 1999
- Tommy Tuberville (1) – Auburn 2004
- Gene Chizik (1) – Auburn 2010
- Gus Malzahn (1) – Auburn 2013
- Gary Pinkel (1) – Missouri 2013

NOTE: Includes ties

# COACHES



MISSISSIPPI STATE • MISSOURI • SOUTH CAROLINA • TENNESSEE • TEXAS A&M • VANDERBILT

## WINNINGEST SEC COACHES ALL GAMES AT SEC INSTITUTIONS

(By Victories)

Wins	Coach (Schools)	Seasons	W-L-T
1. 292	Paul "Bear" Bryant (Kentucky/Alabama)	UK 1946-53 UA 1958-82 1964-88	60-23-5 232-46-9 201-77-10
2. 201	Vince Dooley (Georgia)	UF 1990-2001	<b>122-27-1</b>
3. 199	Steve Spurrier (Florida/South Carolina)	USC 2005-present	<b>77-39</b>
4. 197	Dan McGugin (Vanderbilt)	1904-17; 1919-34	197-55-19
5. 190	John Vaught (Ole Miss)	1947-70; 1973	190-61-12
6. 176	Ralph "Shug" Jordan (Auburn)	1951-75	176-83-6
7. 173	Robert Neyland (Tennessee)	1926-34; 1936-40; 1946-52	173-31-12
8. 152	Phillip Fulmer (Tennessee)	1992-2008	152-52
9. 140	Wallace Butts (Georgia)	1939-60	140-86-9
10. 137	Charlie McClendon (LSU)	1962-79	137-59-7
11. 126	Mark Richt (Georgia)	2001-present	<b>126-45</b>
12. 122	Mike Donahue (Auburn/LSU)	AU 1904-06; 1908-22 LSU 1923-27	99-35-5 23-19-3
122	Nick Saban (LSU/Alabama)	LSU 2000-04 UA 2007-present	<b>48-16</b> <b>74-15</b>
14. 115	Johnny Majors (Tennessee)	1977-92	115-62-8
115	Frank Thomas (Alabama)	1931-46	115-24-7
16. 110	Tommy Tuberville (Ole Miss/Auburn)	UM 1995-98 AU 1999-2008	25-20 85-40
17. 104	Doug Dickey (Tennessee/Florida)	UT 1964-69 UF 1970-78	46-15-4 58-42-2
18. 99	Pat Dye (Auburn)	1981-92	99-39-4
99	Houston Nutt (Ole Miss/Arkansas)	AR 1998-2007	75-48
20. 98	Harry Mehre (Georgia/Ole Miss)	UM 2008-2011 UG 1928-37 UM 1938-45	24-26 59-34-6 39-26-1
21. 95	Les Miles (LSU)	2005-present	<b>95-24</b>
22. 83	Bernie Moore (LSU)	1935-47	83-39-6
23. 75	Jackie Sherrill (Mississippi State)	1991-2002	75-75-2
24. 70	Ray Graves (Florida)	1960-69	70-31-4
25. 67	Billy Brewer (Ole Miss)	1983-93	67-55-3
26. 65	Allyn McKeen (Mississippi State)	1939-48	65-19-3
65	Urban Meyer (Florida)	2005-10	65-15
28. 62	Gene Stallings (Alabama)	1990-96	62-25-0

Minimum 50 Victories



**Paul "Bear" Bryant**  
Kentucky/Alabama



**Wallace Butts**  
Georgia

(By Percentage)

Pct	Coach (Schools)	Seasons	W-L-T
1. .829	Robert Neyland (Tennessee)	1926-34; 1936-40; 1946-52	173-31-12
2. .813	Urban Meyer (Florida)	2005-10	65-15
3. .8117	Wallace Wade (Alabama)	1923-30	61-13-3
4. .8116	Frank Thomas (Alabama)	1931-46	115-24-7
5. .798	Les Miles (LSU)	2005-present	<b>95-24</b>
6. .797	Nick Saban (Alabama/LSU)	LSU 2000-04 UA 2007-present	<b>48-16</b> <b>74-15</b>
.797	Paul "Bear" Bryant (Kentucky/Alabama)	UK 1946-53 UA 1958-82	60-23-5 232-46-9
8. .7644	Allyn McKeen (Mississippi State)	1939-48	65-19-3
9. .7639	G.E. Pyle (Florida)	1909-13	26-7-3
10. .762	Dan McGugin (Vanderbilt)	1904-17; 1919-34	197-55-19
11. .750	Steve Spurrier (Florida/South Carolina)	UF 1990-2001 USC 2005-present	<b>122-27-1</b> <b>77-39</b>
12. .748	John Vaught (Ole Miss)	1947-70; 1973	190-61-12
13. .745	Phillip Fulmer (Tennessee)	1992-2008	152-52
14. .737	Mark Richt (Georgia)	2001-present	<b>126-45</b>
15. .731	Terry Bowden (Auburn)	1993-98	47-17-1
16. .722	John Heisman (Auburn)	1895-99	12-4-2
17. .718	Bill Battle (Tennessee)	1970-76	59-22-4
18. .715	Vince Dooley (Georgia)	1964-88	201-77-10
19. .713	Gene Stallings (Alabama)	1990-96	62-25-0
20. .711	Pat Dye (Auburn)	1981-92	99-39-4
21. .698	W.D. Chadwick (Mississippi State)	1909-13	29-12-2
22. .694	Galen Hall (Florida)	1984-88	37-16-1
23. .692	Charlie McClendon (LSU)	1962-79	137-59-7
24. .686	Ray Graves (Florida)	1960-69	70-31-4
25. .685	Mike Donahue (Auburn/LSU)	AU 1904-06; 1908-22 LSU 1923-27	99-35-5 23-19-3
26. .679	W.A. Cunningham (Georgia)	1910-19	43-18-9
27. .675	Ralph "Shug" Jordan (Auburn)	1951-75	176-83-6
28. .672	Bernie Moore (LSU)	1935-47	83-39-6
29. .660	Paul Dietzel (LSU)	1955-61	46-23-3
30. .649	George Woodruff (Georgia)	1923-27	30-16-1
31. .647	Tommy Tuberville (Ole Miss/Auburn)	UM 1995-98 AU 1999-2008	25-20 85-40
32. .643	Johnny Majors (Tennessee)	1977-92	115-62-8
33. .641	Doug Dickey (Tennessee/Florida)	UT 1964-69 UF 1970-78	46-15-4 58-42-2
34. .633	M.B. Banks (Tennessee)	1921-25	27-15-3
35. .628	Z.G. Clevenger (Tennessee)	1911-15	26-15-2
36. .622	Bowden Wyatt (Tennessee)	1955-62	49-29-4
37. .617	H.R. "Red" Sanders (Vanderbilt)	1940-42; 1946-48	36-22-2
38. .6152	Harry Mehre (Georgia/Ole Miss)	UG 1928-37 UM 1938-45	59-34-6 39-26-1
39. .6149	Wallace Butts (Georgia)	1939-60	140-86-9

Minimum Five Years And .600 Winning Percentage  
Active Coaches in Boldface



**Robert Neyland**  
Tennessee



**Dan McGugin**  
Vanderbilt





# COACHES

ALABAMA • ARKANSAS • AUBURN • FLORIDA • GEORGIA • KENTUCKY • LSU • OLE MISS



**Vince Dooley**  
Georgia



**John Vaught**  
Ole Miss



**Ralph "Shug" Jordan**  
Auburn



**Charlie McClendon**  
LSU

## WINNINGEST SEC COACHES SEC REGULAR-SEASON GAMES

(By Victories)

Wins	Coach (Schools)	Seasons	W-L-T
1.	159 Paul "Bear" Bryant (Kentucky/Alabama)	UK 1946-53 UA 1958-82	22-18-4 137-28-5
2.	<b>128 Steve Spurrier (Florida/South Carolina)</b>	<b>UF 1990-2001</b> <b>USC 2005-present</b>	<b>87-14</b> <b>41-31</b>
3.	106 John Vaught (Ole Miss)	1947-70; 1973	106-41-10
4.	105 Vince Dooley (Georgia)	1964-88	105-41-4
5.	98 Ralph "Shug" Jordan (Auburn)	1951-75	98-63-4
	98 Phillip Fulmer (Tennessee)	1992-2008	98-36
7.	<b>78 Nick Saban (Alabama/LSU)</b>	<b>LSU 2000-04</b> <b>UA 2007-present</b>	<b>30-12</b> <b>48-11</b>
8.	<b>74 Mark Richt (Georgia)</b>	<b>2001-present</b>	<b>74-35</b>
9.	67 Wallace Butts (Georgia)	1939-60	67-60-5
10.	64 Tommy Tuberville (Ole Miss/Auburn)	UM 1995-98 AU 1999-2008	12-20 52-29
11.	62 Charlie McClendon (LSU)	1962-79	62-38-0
	62 Robert Neyland (Tennessee)	1926-34; 1936-40; 1946-52	62-15-5
13.	59 Frank Thomas (Alabama)	1931-46	59-16-6
14.	57 Johnny Majors (Tennessee)	1977-92	57-40-3
15.	<b>54 Les Miles (LSU)</b>	<b>2005-present</b>	<b>54-22</b>
16.	52 Houston Nutt (Ole Miss/Arkansas)	AR 1998-2007 UM 2008-2011	42-38 10-24
17.	49 Doug Dickey (Tennessee/Florida)	UT 1964-69 UF 1970-78	21-10-4 28-28-1
18.	48 Pat Dye (Auburn)	1981-92	48-27-1
19.	43 Jackie Sherrill (Mississippi State)	1991-2003	43-52-1
20.	39 Urban Meyer (Florida)	2005-10	39-13
21.	38 Gene Stallings (Alabama)	1990-96	38-16-0
22.	36 Ray Graves (Florida)	1960-69	36-19-3
23.	34 Harold "Red" Drew (Ole Miss/Alabama)	UM 1946 UA 1947-54	1-6-0 33-21-7
24.	33 Billy Brewer (Ole Miss)	1983-93	33-41-0
25.	30 Terry Bowden (Auburn)	1993-98	30-14-1
26.	29 Allyn McKeen (Mississippi State)	1939-48	29-16-2
	29 Bob Woodruff (Florida)	1950-59	29-32-2
	29 Bowden Wyatt (Tennessee)	1955-62	29-23-4
29.	28 Bill Curry (Alabama/Kentucky)	UA 1987-89 UK 1990-96	14-6-0 14-40-0
30.	27 Harry Mehre (Georgia/Ole Miss)	UG 1928-37 UM 1938-45	12-12-2 15-17-1
31.	26 Paul Dietzel (LSU)	1955-61	26-16-2
	26 Jack Meagher (Auburn)	1934-42	26-25-7
33.	25 Fran Curci (Kentucky)	1973-81	25-30-0
	25 Jim Donnan (Georgia)	UK 1990-96	14-40-0
	25 David Cutcliffe (Ole Miss)	1996-2000 1998-2004	25-15 25-23

Minimum 25 Victories /Includes SEC Championship Games

(By Percentage)

Pct	Coach (Schools)	Seasons	W-L-T
1.	.787 Robert Neyland (Tennessee)	1926-34; 1936-40; 1946-52	62-15-5
2.	<b>.772 Nick Saban (Alabama/LSU)</b>	<b>LSU 2000-04</b> <b>UA 2007-present</b>	<b>30-12</b> <b>48-11</b>
3.	.765 Frank Thomas (Alabama)	1931-46	59-16-6
4.	.764 Paul "Bear" Bryant (Kentucky/Alabama)	UK 1946-53 UA 1958-82	22-18-4 137-28-5
5.	.750 Urban Meyer (Florida)	2005-10	39-13
6.	<b>.736 Steve Spurrier (Florida/South Carolina)</b>	<b>UF 1990-2001</b> <b>USC 2005-present</b>	<b>87-14</b> <b>41-31</b>
7.	.731 Phillip Fulmer (Tennessee)	1992-2008	98-36
8.	.713 Vince Dooley (Georgia)	1964-88	105-41-4
9.	<b>.711 Les Miles (LSU)</b>	<b>2005-present</b>	<b>54-22</b>
10.	.707 John Vaught (Ole Miss)	1947-70; 1973	106-41-10
11.	.704 Gene Stallings (Alabama)	1990-96	38-16-0
12.	.678 Terry Bowden (Auburn)	1993-98	30-14-1
13.	<b>.670 Mark Richt (Georgia)</b>	<b>2001-present</b>	<b>74-35</b>
14.	.647 Ray Graves (Florida)	1960-69	36-19-3
15.	.6383 Allyn McKeen (Mississippi State)	1939-48	29-16-2
16.	.6382 Pat Dye (Auburn)	1981-92	48-27-1
17.	.632 Galen Hall (Florida)	1984-88	24-14-0
18.	.625 Jim Donnan (Georgia)	1996-2000	25-15-0
19.	.620 Charlie McClendon (LSU)	1962-79	62-38-0
20.	.614 Paul Dietzel (LSU)	1955-61	26-16-2
21.	.606 Ralph "Shug" Jordan (Auburn)	1951-75	98-63-4
22.	.585 Johnny Majors (Tennessee)	1977-92	57-40-3
23.	.566 Tommy Tuberville (Ole Miss/Auburn)	UM 1995-98 AU 1999-2008	12-20 52-29
24.	.560 Doug Dickey (Tennessee/Florida)	UT 1964-69 UF 1970-78	21-10-4 28-28-1
25.	.554 Bowden Wyatt (Tennessee)	1955-62	29-23-4
26.	.551 Harold "Red" Drew (Ole Miss/Alabama)	UM 1946 UA 1947-54	1-6-0 33-21-7
27.	.549 Bill Battle (Tennessee)	1970-76	22-18-1
28.	.527 Wallace Butts (Georgia)	1939-60	67-60-5
29.	.521 David Cutcliffe (Ole Miss)	1998-2004	25-23
30.	.517 Doug Barfield (Auburn)	1976-80	15-14-1
31.	.509 Jack Meagher (Auburn)	1934-42	26-25-7

Minimum Five Years And .500 Winning Percentage/Includes SEC Championship Games  
Active Coaches in Boldface



## SEC YEAR-BY-YEAR IN THE BOWLS

• The SEC finished the 2013-14 season with a 7-3 (.700) record in bowl games. The SEC has won five or more bowl games each year since 2006 and boasts a 48-24 (.667) record in bowl games since that time.

YEAR	RECORD	BOWLS
1934	2-0	Rose (UA 29, Stanford 13), Sugar (Tulane 20, Temple 14)
1935	0-2	Sugar (TCU 3, LSU 2), Orange (Catholic 20, UM 19)
1936	0-2-1	Bacardi (AU 7, Villanova 7), Sugar (Santa Clara 21, LSU 14), Orange (Duquesne 13, MSU 12).
1937	1-2	Rose (California 13, UA 0), Orange (AU 6, Mich. State 0), Sugar (Santa Clara 6, LSU 0).
1938	1-0	Orange (UT 17, Oklahoma 0).
1939	1-2	Orange (Ga. Tech 21, Missouri 7), Rose (Southern Cal 14, UT 0), Sugar (Texas A&M 14, Tulane 13).
1940	1-1	Orange (MSU 14, Georgetown 7), Sugar (Boston College 19, UT 13).
1941	2-0	Cotton (UA 29, Texas A&M 21), Orange (UGA 40, TCU 26).
1942	3-1	Orange (UA 37, Boston Coll. 21), Rose (UGA 9, UCLA 0), Cotton (Texas 14, Ga. Tech 7), Sugar (UT 14, Tulsa 7).
1943	2-0	Sugar (Ga. Tech 20, Tulsa 18), Orange (LSU 19, Texas A&M 14).
1944	0-3	Sugar (Duke 29, UA 26), Orange (Tulsa 26, Ga. Tech 12), Rose (Southern Cal 25, UT 0).
1945	2-0	Rose (UA 34, Southern Cal 14), Oil (UGA 20, Tulsa 6).
1946	2-1-1	Sugar (UGA 20, No. Caro. 10), Oil (Ga. Tech 41, St. Mary's 19), Cotton (LSU 0, Ark. 0), Orange (Rice 8, UT 0).
1947	3-1-1	Sugar (Texas 27, UA 7), Gator (UGA 20, Maryland 20), Orange (Ga. Tech 20, Kansas 14), Great Lakes (UK 24, Villanova 14), Delta (UM 13, TCU 9).
1948	0-1	Orange (Texas 41, UGA 28).
1949	0-2	Orange (Santa Clara 21, UK 13), Sugar (Oklahoma 35, LSU 0).
1950	2-1	Presidential Cup (Texas A&M 40, UGA 20), Sugar (UK 13, Oklahoma 7), Cotton (UT 20, Texas 14).
1951	2-1	Orange (Ga. Tech 17, Baylor 14), Cotton (UK 20, TCU 7), Sugar (Maryland 28, UT 13).
1952	2-1*	Orange (UA 61, Syracuse 6), Gator (UF 14, Tulsa 13), Sugar (Ga. Tech 24, UM 7), Cotton (Texas 16, UT 0).
1953	1-2	Cotton (Rice 28, UA 6), Gator (Texas Tech 35, AU 13), Sugar (Ga. Tech 42, West Va. 19)
1954	2-1	Gator (AU 33, Baylor 13), Cotton (Ga. Tech 14, Arkansas 6), Sugar (Navy 21, UM 0).
1955	2-0*	Gator (VU 25, AU 13), Sugar (Ga. Tech 7, Pitt 0), Cotton (UM 14, TCU 13).
1956	1-1	Gator (Ga. Tech 21, Pitt 14), Sugar (Baylor 13, UT 7).
1957	2-0	Sugar (UM 39, Texas 7), Gator (UT 3, Texas A&M 0).
1958	1-0*	Gator (UM 7, UF 3), Sugar (LSU 7, Clemson 0).
1959	1-2*	Liberty (Penn St. 7, UA 0), Orange (UGA 14, Missouri 0), Gator (Ark. 14, Ga. Tech 7), Sugar (UM 21, LSU 0).
1960	2-0-1	Bluebonnet (UA 3, Texas 3), Gator (UF 13, Baylor 12), Sugar (UM 14, Rice 6).
1961	2-2	Sugar (UA 10, Ark. 3), Gator (Penn St. 30, Ga. Tech 15), Orange (LSU 25, Colorado 7), Cotton (Texas 12, UM 7).
1962	4-1	Orange (UA 17, Oklahoma 0), Gator (UF 17, Penn St. 7), Bluebonnet (Missouri 14, Ga. Tech 10), Cotton (LSU 13, Texas 0), Sugar (UM 17, Ark. 13).
1963	1-2*	Sugar (UA 12, UM 7), Orange (Nebraska 13, AU 7), Bluebonnet (Baylor 14, LSU 7), Liberty (MSU 16, N.C. State 12).
1964	2-2	Orange (Texas 21, UA 17), Sun (UGA 7, Texas Tech 0), Sugar (LSU 13, Syracuse 10), Bluebonnet (Tulsa 14, UM 7).
1965	3-1*	Orange (UA 39, Nebraska 28), Liberty (UM 13, AU 7), Sugar (Missouri 20, UF 18), Cotton (LSU 14, Ark. 7), Bluebonnet (UT 27, Tulsa 6).
1966	4-1	Sugar (UA 34, Nebraska 7), Orange (UF 27, Ga. Tech 12), Cotton (UGA 24, SMU 9), Bluebonnet (Texas 19, UM 0), Gator (UT 18, Syracuse 12).
1967	1-4	Cotton (Texas A&M 20, UA 16), Liberty (N.C. State 14, UGA 7), Sugar (LSU 20, Wyoming 13), Sun (UTEP 14, UM 7), Orange (Oklahoma 26, UT 24).
1968	3-3	Gator (Missouri 35, UA 10), Sun (AU 34, Arizona 10), Sugar (Ark. 16, UGA 2), Peach (LSU 31, Fla. State 27), Liberty (UM 34, Va. Tech 17), Cotton (Texas 36, UT 13).
1969	1-3*	Liberty (Colorado 47, UA 33), Astro-Bluebonnet (Houston 36, AU 7), Gator (UF 14, UT 13), Sun (Nebraska 45, UGA 6), Sugar (UM 27, Ark. 22).
1970	1-1-1*	Astro-Bluebonnet (UA 24, Okla. 24), Gator (AU 35, UM 28), Orange (Nebraska 17, LSU 12), Sugar (UT 34, Air Force 13).
1971	4-2	Orange (Nebraska 38, UA 6), Sugar (Okla. 40, AU 22), Gator (UGA 7, No. Caro. 3), Sun (LSU 33, Iowa St. 15), Peach (UM 41, Ga. Tech 18), Liberty (UT 14, Ark. 13).
1972	1-1*	Cotton (Texas 17, UA 13), Gator (AU 24, Colorado 3), Astro-Bluebonnet (UT 24, LSU 17).
1973	1-5	Sugar (Notre Dame 24, UA 23), Sun (Missouri 34, AU 17), Tangerine (Miami, Ohio 16, UF 7), Peach (UGA 17, Maryland 16), Orange (Penn St. 16, LSU 9), Gator (Texas Tech 28, UT 19).
1974	3-3-1	Orange (Notre Dame 13, UA 11), Gator (AU 27, Texas 3), Sugar (Nebraska 13, UF 10), Tangerine (Miami, Ohio 21, UGA 10), Sun (MSU 26, No. Caro. 24), Liberty (UT 7, Maryland 3), Peach (VU 6, Texas Tech 6).
1975	1-2	Sugar (UA 13, Penn St. 6), Gator (Maryland 13, UF 0), Cotton (Ark. 31, UGA 10).
1976	2-2	Liberty (UA 36, UCLA 6), Sun (Texas A&M 37, UF 14), Sugar (Pitt 27, UGA 3), Peach (UK 21, No. Caro. 0).
1977	1-1	Sugar (UA 35, Ohio St. 6), Sun (Stanford 24, LSU 14).
1978	1-2	Sugar (UA 14, Penn St. 7), Bluebonnet (Stanford 25, UGA 22), Liberty (Missouri 20, LSU 15).
1979	2-1	Sugar (UA 24, Ark. 9), Tangerine (LSU 34, Wake Forest 10), Bluebonnet (Purdue 27, UT 22).
1980	3-1	Cotton (UA 30, Baylor 2), Tangerine (UF 35, Maryland 20), Sugar (UGA 17, Notre Dame 10), Sun (Nebraska 31, MSU 17).
1981	2-3	Cotton (Texas 14, UA 12), Peach (West Va. 26, UF 6), Sugar (Pitt 24, UGA 20), Hall of Fame (MSU 10, Kansas 0), Garden State (UT 28, Wisconsin 21).
1982	2-5	Liberty (UA 21, Illinois 15), Tangerine (AU 33, Boston Coll. 26), Bluebonnet (Ark. 28, UF 24), Sugar (Penn St. 27, UGA 23), Orange (Nebraska 21, LSU 20), Peach (Iowa 28, UT 22), Hall of Fame (Air Force 36, VU 28).
1983	5-2	Sun (UA 28, SMU 7), Sugar (AU 9, Michigan 7), Gator (UF 14, Iowa 6), Cotton (UGA 10, Texas 9), Hall of Fame (West Va. 20, UK 16), Independence (Air Force 9, UM 3), Florida Citrus (UT 30, Maryland 23).
1984	2-2-1	Liberty (AU 21, Ark. 15), Florida Citrus (UGA 17, Fla. State 17), Hall of Fame (UK 20, Wisconsin 19), Sugar (Nebraska 28, LSU 20), Sun (Maryland 28, UT 27).



# POSTSEASON

ALABAMA • ARKANSAS • AUBURN • FLORIDA • GEORGIA • KENTUCKY • LSU • OLE MISS

1985	2-2-1	Aloha (UA 24, Southern Cal 3), Cotton (Texas A&M 36, AU 16), Sun (UGA 13, Arizona 13), Liberty (Baylor 21, LSU 7), Sugar (UT 35, Miami, Fla. 7).
1986	4-2	Sun (UA 28, Washington 6), Florida Citrus (AU 16, Southern Cal 7), Hall of Fame (Boston Coll. 27, UGA 23), Sugar (Nebraska 30, LSU 13), Independence (UM 20, Texas Tech 17), Liberty (UT 21, Minnesota 14).
1987	3-2-1	Hall of Fame (Michigan 28, UA 24), Sugar (AU 16, Syracuse 16), Aloha (UCLA 20, UF 16), Liberty (UGA 20, Ark. 17), Gator (LSU 30, South Caro. 13), Peach (UT 27, Indiana 22).
1988	3-2	Sun (UA 29, Army 28), Sugar (Fla. State 13, AU 7), All-American (UF 14, Illinois 10), Gator (UGA 34, Mich. St. 27), Hall of Fame (Syracuse 23, LSU 10).
1989	3-3	Sugar (Miami, Fla. 33, UA 25), Hall of Fame (AU 31, Ohio St. 14), Freedom (Washington 34, UF 7), Peach (Syracuse 19, UGA 18), Liberty (UM 42, Air Force 29), Cotton UT 31, Ark. 27).
1990	2-2	Fiesta (Louisville 34, UA 7), Peach (AU 27, Indiana 23), Gator (Michigan 35, UM 3), Sugar (UT 23, Virginia 22).
1991	2-3	Blockbuster (UA 30, Colorado 25), Sugar (Notre Dame 39, UF 28), Independence (UGA 24, Ark. 15), Liberty (Air Force 38, MSU 15), Fiesta (Penn St. 42, UT 17).
1992	5-1	Gator (UF 27, N.C. State 10), Liberty (UM 13, Air Force 0), Hall of Fame (UT 38, Boston Coll. 23), Florida Citrus (UGA 21, Ohio St. 14), Sugar (UA 34, Miami, Fla. 13), Peach (North Caro. 21, MSU 17).
1993	2-2	Peach (Clemson 14, UK 13), Gator (UA 24, No. Caro. 10), Florida Citrus (Penn St. 31, UT 13), Sugar (UF 41, West Va. 14).
1994	3-2	Gator (UT 45, Va. Tech 23), Peach (N.C. State 28, MSU 24), Carquest (South Caro. 24, West Va. 21), Florida Citrus (UA 24, Ohio State 17), Sugar (Fla. State 23, UF 17).
1995	2-4	Independence (LSU 45, Mich. State 26), Carquest (No. Caro. 20, Ark. 10), Peach (Virginia 34, UGA 27), Outback (Penn St. 43, AU 14), Florida Citrus (UT 20, Ohio State 14), Fiesta (Nebraska 62, UF 24).
1996	5-0	Independence (AU 32, Army 29), Peach (LSU 10, Clemson 7), Outback (UA 17, Michigan 14), Florida Citrus (UT 45, Northwestern 28), Sugar (UF 52, Fla. State 20).
1997	5-1	Motor City (UM 34, Marshall 31), Independence (LSU 27, Notre Dame 9), Peach (AU 21, Clemson 17), Outback (UGA 33, Wisconsin 6), Florida Citrus (UF 21, Penn St. 6), Orange (Nebraska 42, UT 17).
1998	4-4	Music City (Va. Tech 35, UA 7), Peach (UGA 35, Virginia 33), Independence (UM 35, Texas Tech 18), Outback (Penn St. 26, UK 14), Cotton (Texas 38, MSU 11), Florida Citrus (Michigan 45, Ark. 31), Orange (UF 31, Syracuse 10), Fiesta (UT 23, Fla. State 16).
1999	4-4	Music City (Syracuse 20, UK 13), Peach (MSU 17, Clemson 7), Independence (UM 27, Oklahoma 25), Outback (UGA 28, Purdue 25-OT), Cotton (Ark. 27, Texas 6), Florida Citrus (Michigan St. 37, UF 34), Orange (Michigan 35, UA 34-OT), Fiesta (Nebraska 31, UT 21).
2000	4-5	Las Vegas (UNLV 31, Arkansas 14), Oahu (Georgia 37, Virginia 14), Music City (West Virginia 49, Ole Miss 38), Peach (LSU 28, Georgia Tech 14), Independence (Miss. State 43, Texas A&M 41-OT), Outback (South Carolina 24, Ohio State 7), Cotton (Kansas State 35, Tennessee 21), Florida Citrus (Michigan 31, Auburn 28), Sugar (Miami, Fla. 37, Florida 20).
2001	5-3	Independence (Alabama 14, Iowa State 13), Music City (Boston College 20, Georgia 16), Peach (North Carolina 16, Auburn 10), Cotton (Oklahoma 10, Arkansas 3), Outback (South Carolina 31, Ohio State 28), Florida Citrus (Tennessee 45, Michigan 17), Orange (Florida 56, Maryland 23), Sugar (LSU 47, Illinois 34).
2002	3-4	Independence (Ole Miss 27, Nebraska 23), Music City (Minnesota 29, Arkansas 14), Peach (Maryland 30, Tennessee 3), Outback (Michigan 38, Florida 30), Cotton (Texas 35, LSU 20), Capital One (Auburn 13, Penn State 9), Sugar (Georgia 26, Florida State 13).
2003	5-2	Music City (Auburn 28, Wisconsin 14), Independence (Arkansas 27, Missouri 14), Outback (Iowa 37, Florida 17), Capital One (Georgia 34, Purdue 27, OT), Cotton (Ole Miss 31, Oklahoma State 28), Peach (Clemson 27, Tennessee 14), Sugar (LSU 21, Oklahoma 14).
2004	3-3	Music City (Minnesota 20, Alabama 16), Peach (Miami, Fla., 27, Florida 10), Outback (Georgia 24, Wisconsin 21), Cotton (Tennessee 38, Texas A&M 7), Capital One (Iowa 30, LSU 25), Sugar (Auburn 16, Virginia Tech 13).
2005	3-3	Independence (Missouri 38, South Carolina 31), Chick-fil-A (LSU 40, Miami, Fla. 3), Outback (Florida 31, Iowa 24), Cotton (Alabama 13, Texas Tech 10), Capital One (Wisconsin 24, Auburn 10), Sugar (West Virginia 38, Georgia 35).
2006	6-3	Independence (Oklahoma State 34, Alabama 31); Music City (Kentucky 28, Clemson 20); Autozone (South Carolina 44, Houston 36); Chick-fil-A (Georgia 31, Virginia Tech 24); Outback (Penn State 20, Tennessee 10); Cotton (Auburn 17, Nebraska 14); Capital One (Wisconsin 17, Arkansas 14); Sugar (LSU 41, Notre Dame 14); BCS Championship (Florida 41, Ohio State 14).
2007	7-2	Liberty (Mississippi State 10, Central Florida 3); Independence (Alabama 30, Colorado 24); Music City (Kentucky 35, Florida State 28); Chick-fil-A (Auburn 23, Clemson 20, OT); Cotton (Missouri 38, Arkansas 7); Outback (Tennessee 21, Wisconsin 17); Capital One (Michigan 41, Florida 35); Sugar (Georgia 41, Hawaii 10); BCS Championship (LSU 38, Ohio State 24).
2008	6-2	Music City (Vanderbilt 16, Boston College 14); Chick-fil-A (LSU 38, Georgia Tech 3); Cotton (Ole Miss 47, Texas Tech 34); Outback (Iowa 31, South Carolina 10); Capital One (Georgia 24, Michigan State); Liberty (Kentucky 25, East Carolina 19); Sugar (Utah 31, Alabama 17); BCS Championship (Florida 24, Oklahoma 14).
2009	6-4	Music City (Clemson 21, Kentucky 13); Independence Bowl (Georgia 44, Texas A&M 20); Chick-fil-A (Virginia Tech 37, Tennessee 14); Outback (Auburn 38, Northwestern 35, OT); Capital One (Penn State 19, LSU 17); Sugar (Florida 51, Cincinnati 24); PapaJohn's (Connecticut 20, South Carolina 7); Cotton (Ole Miss 21, Oklahoma State 7); Liberty (Arkansas 20, East Carolina 7); BCS Championship (Alabama 37, Texas 21).
2010	5-5	Music City (North Carolina 30, Tennessee 27, OT); Liberty (Central Florida 10, Georgia 6); Chick-fil-A (Florida State 26, South Carolina 17); Outback (Florida 27, Penn State 24); Capital One (Alabama 49, Michigan State 7); Gator (Mississippi State 52, Michigan 14); Sugar (Ohio State 31, Arkansas 26); Cotton (LSU 41, Texas A&M 24); BBVA Compass (Pittsburgh 27, Kentucky 10); BCS Championship (Auburn 22, Oregon 19).
2011	5-2	Music City (Mississippi State 23, Wake Forest 17); Liberty (Cincinnati 31, Vanderbilt 24); Chick-fil-A (Auburn 43, Virginia 24); Outback (Michigan State 33, Georgia 30 3OT); Capital One (South Carolina 30, Nebraska 13); Gator (Florida 24, Ohio State 17); Cotton (Arkansas 29, Kansas State 16); BCS Championship (Alabama 21, LSU 0).
2012	6-3	Music City (Vanderbilt 38, N.C. State 24); Chick-fil-A (Clemson 25, LSU 24); Outback (South Carolina 33, Michigan 28); Capital One (Georgia 45, Nebraska 31); Gator (Northwestern 34, Mississippi State 20); Cotton (Texas A&M 41, Oklahoma 13); BBVA (Ole Miss 38, Pittsburgh 17); Sugar (Louisville 33, Florida 23); BCS Championship (Alabama 42, Notre Dame 14).
2013	7-3	Music City (Ole Miss 25, Georgia Tech 17); Liberty (Mississippi State 44, Rice 7); Chick-fil-A (Texas A&M 52, Duke 48); Gator (Nebraska 24, Georgia 19); Capital One (South Carolina 34, Wisconsin 24); Outback (LSU 21, Iowa 14); Sugar (Oklahoma 45, Alabama 31); Cotton (Missouri 41, Oklahoma State 31); BBVA (Vanderbilt 41, Houston 24); BCS Championship (Florida State 34, Auburn 31).

\* - Record does not include SEC vs. SEC bowl games.



# POSTSEASON



MISSISSIPPI STATE • MISSOURI • SOUTH CAROLINA • TENNESSEE • TEXAS A&M • VANDERBILT

## BOWL GAMES OF SEC MEMBERS

(Listed by Schools)

### ALABAMA

(Won 35, Lost 23, Tied 3)

1-1-26	Rose Bowl	20	Washington	19
1-1-27	Rose Bowl	7	Stanford	7
1-1-31	Rose Bowl	24	Washington State	0
1-1-35	Rose Bowl	29	Stanford	13
1-1-38	Rose Bowl	0	California	13
1-1-42	Cotton Bowl	29	Texas A&M	21
1-1-43	Orange Bowl	37	Boston College	21
1-1-45	Sugar Bowl	26	Duke	29
1-1-46	Rose Bowl	34	Southern Cal	14
1-1-48	Sugar Bowl	7	Texas	27
1-1-53	Orange Bowl	61	Syracuse	6
1-1-54	Cotton Bowl	6	Rice	28
12-9-59	Liberty Bowl	0	Penn State	7
12-17-60	Bluebonnet Bowl	3	Texas	3
1-1-62	Sugar Bowl	10	Arkansas	3
1-1-63	Orange Bowl	17	Oklahoma	0
1-1-64	Sugar Bowl	12	Ole Miss	7
1-1-65	Orange Bowl	17	Texas	21
1-1-66	Orange Bowl	39	Nebraska	28
1-2-67	Sugar Bowl	34	Nebraska	7
1-1-68	Cotton Bowl	16	Texas A&M	20
12-28-68	Gator Bowl	10	Missouri	35
12-13-69	Liberty Bowl	33	Colorado	47
12-31-70	Bluebonnet Bowl	24	Oklahoma	24
1-1-72	Orange Bowl	6	Nebraska	38
1-1-73	Cotton Bowl	13	Texas	17
1-1-74	Sugar Bowl	23	Notre Dame	24
1-1-75	Orange Bowl	11	Notre Dame	13
12-31-75	Sugar Bowl	13	Penn State	6
12-20-76	Liberty Bowl	36	UCLA	6
1-2-78	Sugar Bowl	35	Ohio State	6
1-1-79	Sugar Bowl	14	Penn State	7
1-1-80	Sugar Bowl	24	Arkansas	9
1-1-81	Cotton Bowl	30	Baylor	2
1-1-82	Cotton Bowl	12	Texas	14
12-29-82	Liberty Bowl	21	Illinois	15
12-24-83	Sun Bowl	28	SMU	7
12-28-85	Aloha Bowl	24	Southern Cal	3
12-25-86	Sun Bowl	28	Washington	6
1-2-88	Hall of Fame Bowl	24	Michigan	28
12-29-88	Sun Bowl	29	Army	28
1-1-90	Sugar Bowl	25	Miami	33
1-1-91	Fiesta Bowl	7	Louisville	34
12-28-91	Blockbuster Bowl	30	Colorado	25
1-1-93	Sugar Bowl	34	Miami	13
12-31-93	Gator Bowl	24	North Carolina	10
1-2-95	Citrus Bowl	24	Ohio State	17
1-1-97	Outback Bowl	17	Michigan	14
12-29-98	Music City Bowl	7	Virginia Tech	35
1-1-2000	Orange Bowl	34	Michigan (OT)	35
12-27-01	Independence Bowl	14	Iowa State	13
12-31-04	Music City Bowl	16	Minnesota	20
1-2-06	Cotton Bowl	13	Texas Tech	10
12-28-06	Independence Bowl	31	Oklahoma State	34
12-30-07	Independence Bowl	30	Colorado	24
1-2-09	Sugar Bowl	17	Utah	31
1-7-10	BCS Championship	37	Texas	21
1-1-11	Capital One Bowl	49	Michigan State	7
1-9-12	BCS Championship	21	LSU	0
1-7-13	BCS Championship	42	Notre Dame	14
1-2-14	Sugar Bowl	31	Oklahoma	45

### ARKANSAS

(Won 13, Lost 23, Tied 3)

1-1-34	Dixie Bowl	7	Centenary	7
1-1-47	Cotton Bowl	0	LSU	0
1-1-48	Dixie Bowl	21	William & Mary	19
1-1-55	Cotton Bowl	6	Georgia Tech	14
1-2-60	Gator Bowl	14	Georgia Tech	7
1-1-61	Cotton Bowl	6	Duke	7
1-1-62	Sugar Bowl	3	Alabama	10
1-1-63	Sugar Bowl	13	Ole Miss	17
1-1-65	Cotton Bowl	10	Nebraska	7
1-1-66	Cotton Bowl	7	LSU	14
1-1-69	Sugar Bowl	16	Georgia	2
1-1-70	Sugar Bowl	22	Ole Miss	27
12-20-71	Liberty Bowl	13	Tennessee	14
1-1-76	Cotton Bowl	31	Georgia	10
1-2-78	Orange Bowl	31	Oklahoma	6

12-25-78	Fiesta Bowl	10	UCLA	10
1-1-80	Sugar Bowl	9	Alabama	24
12-27-80	Hall of Fame Bowl	34	Tulane	15
12-28-81	Gator Bowl	27	North Carolina	31
12-31-82	Bluebonnet Bowl	28	Florida	24
12-27-84	Liberty Bowl	15	Auburn	21
12-22-85	Holiday Bowl	18	Arizona State	17
1-1-87	Orange Bowl	8	Oklahoma	42
12-29-87	Liberty Bowl	17	Georgia	20
1-2-89	Cotton Bowl	3	UCLA	17
1-1-90	Cotton Bowl	27	Tennessee	31
12-29-91	Independence Bowl	15	Georgia	24
12-30-95	Carquest Bowl	10	North Carolina	20
1-1-99	Citrus Bowl	31	Michigan	45
1-1-2000	Cotton Bowl	27	Texas	6
12-21-2000	Las Vegas Bowl	17	UNLV	31
1-1-02	Cotton Bowl	3	Oklahoma	10
12-30-02	Music City Bowl	14	Minnesota	29
12-31-03	Independence Bowl	27	Missouri	14
1-1-07	Capital One Bowl	14	Wisconsin	14
1-1-08	Cotton Bowl	7	Missouri	38
1-2-10	Liberty Bowl	20	East Carolina	17
1-4-11	Sugar Bowl	26	Ohio State	31
1-6-12	Cotton Bowl	29	Kansas State	16

### AUBURN

(Won 22, Lost 14, Tied 2)

1-1-37	Rhumba Bowl	7	Villanova	7
1-1-38	Orange Bowl	6	Michigan State	0
1-1-54	Gator Bowl	13	Texas Tech	35
12-31-54	Gator Bowl	33	Baylor	13
12-31-55	Gator Bowl	13	Vanderbilt	25
1-1-64	Orange Bowl	7	Nebraska	13
12-18-65	Liberty Bowl	7	Ole Miss	13
12-28-68	Sun Bowl	34	Arizona	10
12-31-69	Bluebonnet Bowl	7	Houston	36
1-2-71	Gator Bowl	35	Ole Miss	28
1-1-72	Sugar Bowl	22	Oklahoma	40
12-30-72	Gator Bowl	24	Colorado	3
12-29-73	Sun Bowl	17	Missouri	34
12-30-74	Gator Bowl	27	Texas	3
12-18-82	Tangerine Bowl	33	Boston College	26
1-2-84	Sugar Bowl	9	Michigan	7
12-27-84	Liberty Bowl	21	Arkansas	15
1-1-86	Cotton Bowl	16	Texas A&M	36
1-1-87	Citrus Bowl	16	Southern Cal	7
1-1-88	Sugar Bowl	16	Syracuse	17
1-2-89	Sugar Bowl	7	Florida State	13
1-1-90	Hall of Fame Bowl	31	Ohio State	14
12-29-90	Peach Bowl	27	Indiana	23
1-1-96	Outback Bowl	14	Penn State	43
12-31-96	Independence Bowl	32	Army	29
1-2-98	Peach Bowl	21	Clemson	17
1-1-2001	Florida Citrus Bowl	28	Michigan	31
12-31-01	Peach Bowl	10	North Carolina	16
1-1-03	Capital One Bowl	13	Penn State	9
12-31-03	Music City Bowl	28	Wisconsin	14
1-3-05	Sugar Bowl	16	Virginia Tech	13
1-2-06	Capital One Bowl	10	Wisconsin	24
1-1-07	Cotton Bowl	17	Nebraska	14
12-31-07	Chick-fil-A Bowl	23	Clemson	20 OT
1-1-10	Outback Bowl	38	Northwestern	35 OT
1-10-11	BCS Championship	22	Oregon	19
12-31-11	Chick-fil-A Bowl	43	Virginia	24
1-6-14	BCS Championship	31	Florida State	34

### FLORIDA

(Won 20, Lost 20)

1-1-53	Gator Bowl	14	Tulsa	13
12-27-58	Gator Bowl	3	Ole Miss	7
12-31-60	Gator Bowl	13	Baylor	12
12-28-62	Gator Bowl	17	Penn State	7
1-1-66	Sugar Bowl	18	Missouri	20
1-2-67	Orange Bowl	27	Georgia Tech	12
12-27-69	Gator Bowl	14	Tennessee	13
12-22-73	Tangerine Bowl	7	Miami (Ohio)	16
12-31-74	Sugar Bowl	10	Nebraska	13
12-29-75	Gator Bowl	0	Maryland	13
1-2-77	Sun Bowl	14	Texas A&M	37
12-20-80	Tangerine Bowl	35	Maryland	20
12-31-81	Peach Bowl	6	West Virginia	26



# POSTSEASON

ALABAMA • ARKANSAS • AUBURN • FLORIDA • GEORGIA • KENTUCKY • LSU • OLE MISS

12-31-82	Bluebonnet Bowl	24
12-30-83	Gator Bowl	14
12-25-87	Aloha Bowl	16
12-29-88	All-American Bowl	14
12-30-89	Freedom Bowl	7
1-1-92	Sugar Bowl	28
12-31-92	Gator Bowl	27
1-1-94	Sugar Bowl	41
1-2-95	Sugar Bowl	17
1-2-96	Fiesta Bowl	24
1-2-97	Sugar Bowl	52
1-1-98	Citrus Bowl	21
1-2-99	Orange Bowl	31
1-1-2000	Citrus Bowl	34
1-2-2001	Sugar Bowl	20
1-2-02	Orange Bowl	56
1-1-03	Outback Bowl	30
1-1-04	Outback Bowl	17
12-31-04	Peach Bowl	10
1-2-06	Outback Bowl	31
1-8-07	BCS Championship	41
1-1-08	Capital One Bowl	35
1-1-09	BCS Championship	24
1-1-10	Sugar Bowl	51
1-1-11	Outback Bowl	37
1-1-12	Gator Bowl	24
1-2-13	Sugar Bowl	23

Arkansas	28
Iowa	6
UCLA	20
Illinois	10
Washington	34
Notre Dame	39
N.C. State	10
West Virginia	7
Florida State	23
Nebraska	62
Florida State	20
Penn State	6
Syracuse	10
Michigan State	37
Miami (Fla.)	37
Maryland	23
Michigan	38
Iowa	37
Miami (Fla.)	27
Iowa	24
Ohio State	14
Michigan	41
Oklahoma	14
Cincinnati	24
Penn State	24
Ohio State	17
Louisville	33

12-31-76	Peach Bowl	21
12-22-83	Hall of Fame Bowl	16
12-29-84	Hall of Fame Bowl	20
12-31-93	Peach Bowl	13
1-1-99	Outback Bowl	14
12-29-99	Music City Bowl	13
12-29-06	Music City Bowl	28
12-31-07	Music City Bowl	35
1-2-09	Liberty Bowl	25
12-27-09	Music City Bowl	13
1-8-11	BBVA Compass Bowl	10

North Carolina	.0
West Virginia	.20
Wisconsin	.19
Clemson	.14
Penn State	.26
Syracuse	.20
Clemson	.20
Florida State	.28
East Carolina	.19
Clemson	.21
Pittsburgh	.27

## LSU

(Won 23, Lost 21, Tied 1)

1-1-36	Sugar Bowl	2	TCU	3
1-1-37	Sugar Bowl	14	Santa Clara	.21
1-1-38	Sugar Bowl	0	Santa Clara	.6
1-1-44	Orange Bowl	19	Texas A&M	.14
1-1-47	Cotton Bowl	0	Arkansas	.0
1-2-50	Sugar Bowl	0	Oklahoma	.35
1-1-59	Sugar Bowl	7	Clemson	.0
1-1-60	Sugar Bowl	0	Ole Miss	.21
1-1-62	Orange Bowl	25	Colorado	.7
1-1-63	Cotton Bowl	13	Texas	.0
12-21-63	Bluebonnet Bowl	7	Baylor	.14
1-1-65	Sugar Bowl	13	Syracuse	.10
1-1-66	Cotton Bowl	14	Arkansas	.7
1-1-68	Sugar Bowl	20	Wyoming	.13
12-30-68	Peach Bowl	31	Florida State	.27
1-1-71	Orange Bowl	12	Nebraska	.17
12-18-71	Sun Bowl	33	Iowa State	.15
12-30-72	Bluebonnet Bowl	17	Tennessee	.24
1-1-74	Orange Bowl	9	Penn State	.16
12-31-77	Sun Bowl	14	Stanford	.24
12-23-78	Liberty Bowl	15	Missouri	.20
12-22-79	Tangerine Bowl	34	Wake Forest	.10
1-1-83	Orange Bowl	20	Nebraska	.21
1-1-85	Sugar Bowl	10	Nebraska	.28
12-27-85	Liberty Bowl	7	Baylor	.21
1-1-87	Sugar Bowl	15	Nebraska	.30
12-31-87	Gator Bowl	30	South Carolina	.13
1-2-89	Hall of Fame Bowl	10	Syracuse	.23
12-29-95	Independence Bowl	45	Michigan State	.20
12-28-96	Peach Bowl	10	Clemson	.7
12-28-97	Independence Bowl	27	Notre Dame	.9
12-29-2000	Peach Bowl	28	Georgia Tech	.14
1-1-02	Sugar Bowl	47	Illinois	.34
1-1-03	Cotton Bowl	20	Texas	.35
1-4-04	Sugar Bowl	21	Oklahoma	.14
1-1-05	Capital One Bowl	25	Iowa	.30
1-30-05	Chick-fil-A Bowl	40	Miami (Fla.)	.3
1-3-07	Sugar Bowl	41	Notre Dame	.14
1-7-08	BCS Championship	38	Ohio State	.24
12-31-08	Chick-fil-A Bowl	38	Georgia Tech	.3
1-1-10	Capital One Bowl	17	Penn State	.19
1-7-11	Cotton Bowl	41	Texas A&M	.24
1-9-12	BCS Championship	0	Alabama	.21
12-31-12	Chick-fil-A Bowl	24	Clemson	.25
1-1-14	Outback Bowl	21	Iowa	.14

## OLE MISS

(Won 23, Lost 12)

1-1-36	Orange Bowl	19	Catholic U.	.20
1-1-49	Delta Bowl	13	TCU	.9
1-1-53	Sugar Bowl	7	Georgia Tech	.24
1-1-55	Sugar Bowl	0	Navy	.21
1-2-56	Cotton Bowl	14	TCU	.13
1-1-58	Sugar Bowl	39	Texas	.7
12-27-58	Gator Bowl	7	Florida	.3
1-1-60	Sugar Bowl	21	LSU	.0
1-2-61	Sugar Bowl	14	Rice	.6
1-1-62	Cotton Bowl	7	Texas	.12
1-1-63	Sugar Bowl	17	Arkansas	.13
1-1-64	Sugar Bowl	7	Alabama	.12
12-19-64	Bluebonnet Bowl	7	Tulsa	.14
12-18-65	Liberty Bowl	13	Auburn	.7
12-17-66	Bluebonnet Bowl	0	Texas	.19
12-30-67	Sun Bowl	7	UTEP	.14
12-14-68	Liberty Bowl	34	Virginia Tech	.17
1-1-70	Sugar Bowl	27	Arkansas	.22
1-2-71	Gator Bowl	28	Auburn	.35
12-30-71	Peach Bowl	41	Georgia Tech	.18
12-10-83	Independence Bowl	3	Air Force	.9
12-20-86	Independence Bowl	20	Texas Tech	.17
12-28-89	Liberty Bowl	42	Air Force	.29
1-1-91	Gator Bowl	3	Michigan	.35

## GEORGIA

(Won 27, Lost 19, Tied 3)

1-1-42	Orange Bowl	40	TCU	26
1-1-43	Rose Bowl	9	UCLA	.0
1-1-46	Oil Bowl	20	Tulsa	.6
1-1-47	Sugar Bowl	20	North Carolina	10
1-1-48	Gator Bowl	20	Maryland	20
1-1-49	Orange Bowl	28	Texas	41
12-9-50	Presidential Bowl	20	Texas A&M	40
1-1-60	Orange Bowl	14	Missouri	.0
12-26-64	Sun Bowl	7	Texas Tech	.0
12-31-66	Cotton Bowl	24	SMU	.9
12-16-67	Liberty Bowl	7	N.C. State	14
1-1-69	Sugar Bowl	2	Arkansas	16
12-20-69	Sun Bowl	6	Nebraska	45
12-31-71	Gator Bowl	7	North Carolina	.3
12-28-73	Peach Bowl	17	Maryland	16
12-20-74	Tangerine Bowl	10	Miami (Ohio)	21
1-1-76	Cotton Bowl	10	Arkansas	31
1-1-77	Sugar Bowl	3	Pittsburgh	27
12-31-78	Bluebonnet Bowl	22	Stanford	25
1-1-81	Sugar Bowl	17	Notre Dame	10
1-1-82	Sugar Bowl	20	Pittsburgh	24
1-1-83	Sugar Bowl	23	Penn State	27
1-2-84	Cotton Bowl	10	Texas	.9
12-22-84	Citrus Bowl	17	Florida State	17
12-28-85	Sun Bowl	13	Arizona	13
12-23-86	Hall of Fame Bowl	24	Boston College	27
12-29-87	Liberty Bowl	20	Arkansas	17
1-1-89	Gator Bowl	34	Michigan State	27
12-30-89	Peach Bowl	18	Syracuse	19
12-29-91	Independence Bowl	24	Arkansas	15
1-1-93	Citrus Bowl	21	Ohio State	14
12-30-95	Peach Bowl	27	Virginia	34
1-1-98	Outback Bowl	33	Wisconsin	.6
12-31-98	Peach Bowl	35	Virginia	.33
1-1-2000	Outback Bowl	28	Purdue (OT)	25
12-24-2000	Oahu Bowl	37	Virginia	14
12-28-01	Music City Bowl	16	Boston College	20
1-1-03	Sugar Bowl	26	Florida State	13
1-1-04	Capital One Bowl	34	Purdue (OT)	27
1-1-05	Outback Bowl	24	Wisconsin	21
1-2-06	Sugar Bowl	35	West Virginia	38
12-30-06	Chick-fil-A	31	Virginia Tech	24
1-1-08	Sugar Bowl	41	Hawaii	10
1-1-09	Capital One Bowl	24	Michigan State	12
12-28-09	Independence Bowl	44	Texas A&M	20
12-31-10	Liberty Bowl	6	Central Florida	10
1-1-12	Outback Bowl	30	Michigan State	33 (3OT)
1-1-13	Capital One Bowl	45	Nebraska	31
1-1-14	Gator Bowl	19	Nebraska	24

## KENTUCKY

(Won 8, Lost 7)

12-6-47	Great Lakes Bowl	24	Villanova	14
1-2-50	Orange Bowl	13	Santa Clara	21
1-1-51	Sugar Bowl	13	Oklahoma	.7
1-1-52	Cotton Bowl	20	TCU	.7

# POSTSEASON



MISSISSIPPI STATE • MISSOURI • SOUTH CAROLINA • TENNESSEE • TEXAS A&M • VANDERBILT

12-31-92	Liberty Bowl	13	Air Force	0
12-26-97	Motor City Bowl	34	Marshall	31
12-31-98	Independence Bowl	35	Texas Tech	18
12-31-99	Independence Bowl	27	Oklahoma	25
12-28-2000	Music City Bowl	38	West Virginia	49
12-27-02	Independence Bowl	27	Nebraska	23
1-2-04	Cotton Bowl	31	Oklahoma State	28
1-1-09	Cotton Bowl	47	Texas Tech	34
1-2-10	Cotton Bowl	21	Oklahoma State	7
1-5-13	BBVA Compass Bowl	38	Pittsburgh	17
12-30-13	Music City Bowl	25	Georgia Tech	17

## MISSISSIPPI STATE

(Won 10, Lost 7)

1-1-37	Orange Bowl	12	Duquesne	13
1-1-41	Orange Bowl	14	Georgetown	7
12-21-63	Liberty Bowl	16	N.C. State	12
12-28-74	Sun Bowl	26	North Carolina	24
12-27-80	Sun Bowl	17	Nebraska	31
12-31-81	Hall of Fame Bowl	10	Kansas	0
12-29-91	Liberty Bowl	15	Air Force	38
1-2-93	Peach Bowl	17	North Carolina	21
1-1-95	Peach Bowl	24	North Carolina State	28
1-1-99	Cotton Bowl	11	Texas	38
12-30-99	Peach Bowl	17	Clemson	7
12-31-2000	Independence Bowl	43	Texas A&M	41 [OT]
12-29-07	Liberty Bowl	10	Central Florida	3
1-1-11	Gator Bowl	52	Michigan	14
12-30-11	Music City Bowl	23	Wake Forest	17
1-1-13	Gator Bowl	20	Northwestern	34
12-31-13	Liberty Bowl	44	Rice	7

## SOUTH CAROLINA

(Won 7, Lost 12)

1-1-46	Gator Bowl	14	Wake Forest	26
12-30-69	Peach Bowl	3	West Virginia	14
12-20-75	Tangerine Bowl	7	Miami (Ohio)	20
12-29-79	Hall of Fame Bowl	14	Missouri	24
12-29-80	Gator Bowl	9	Pittsburgh	37
12-28-84	Gator Bowl	14	Oklahoma State	21
12-31-87	Gator Bowl	13	LSU	30
12-28-88	Liberty Bowl	10	Indiana	34
12-30-94	Carquest Bowl	24	West Virginia	21
1-1-2001	Outback Bowl	24	Ohio State	7
1-1-02	Outback Bowl	31	Ohio State	28
1-30-05	Independence Bowl	31	Missouri	38
12-29-06	Liberty Bowl	44	Houston	36
1-1-09	Outback Bowl	10	Iowa	31
1-2-10	Papajohns.com Bowl	7	Connecticut	20
12-31-10	Chick-fil-A Bowl	17	Florida State	26
1-1-12	Capital One Bowl	30	Nebraska	13
1-1-13	Outback Bowl	33	Michigan	28
1-1-14	Capital One Bowl	34	Wisconsin	24

## TENNESSEE

(Won 25, Lost 24)

12-5-31	New York Bowl*	13	NYU	0
1-1-39	Orange Bowl	17	Oklahoma	0
1-1-40	Rose Bowl	0	Southern Cal	14
1-1-41	Sugar Bowl	13	Boston College	19
1-1-43	Sugar Bowl	14	Tulsa	7
1-1-45	Rose Bowl	0	Southern Cal	25
1-1-47	Orange Bowl	0	Rice	8
1-1-51	Cotton Bowl	20	Texas	14
1-1-52	Sugar Bowl	13	Maryland	28
1-1-53	Cotton Bowl	0	Texas	16
1-1-57	Sugar Bowl	7	Baylor	13
12-28-57	Gator Bowl	3	Texas A&M	0
12-18-65	Bluebonnet Bowl	27	Tulsa	6
12-31-66	Gator Bowl	18	Syracuse	12
1-1-68	Orange Bowl	24	Oklahoma	26
1-1-69	Cotton Bowl	13	Texas	36
12-27-69	Gator Bowl	13	Florida	14
1-1-71	Sugar Bowl	34	Air Force	13
12-20-71	Liberty Bowl	14	Arkansas	13
12-30-72	Bluebonnet Bowl	24	LSU	17
12-29-73	Gator Bowl	19	Texas Tech	28
12-16-74	Liberty Bowl	7	Maryland	3
12-31-79	Bluebonnet Bowl	22	Purdue	27
12-13-81	Garden State Bowl	28	Wisconsin	21
12-31-82	Peach Bowl	22	Iowa	28
12-17-83	Citrus Bowl	30	Maryland	23
12-22-84	Sun Bowl	27	Maryland	28
1-1-86	Sugar Bowl	35	Miami	7
12-29-86	Liberty Bowl	21	Minnesota	14

1-2-88	Peach Bowl	27	Indiana	22
1-1-90	Cotton Bowl	31	Arkansas	27
1-1-91	Sugar Bowl	23	Virginia	22
1-1-92	Fiesta Bowl	17	Penn State	42
1-1-93	Hall of Fame Bowl	38	Boston College	23
1-1-94	Citrus Bowl	13	Penn State	31
12-30-94	Gator Bowl	45	Virginia Tech	23
1-1-96	Citrus Bowl	20	Ohio State	14
1-1-97	Citrus Bowl	48	Northwestern	28
1-2-98	Orange Bowl	17	Nebraska	42
1-4-99	Fiesta Bowl	23	Florida State	16
1-2-2000	Fiesta Bowl	21	Nebraska	31
1-1-2001	Cotton Bowl	21	Kansas State	35
1-1-02	Citrus Bowl	45	Michigan	17
12-31-02	Peach Bowl	3	Maryland	30
1-2-04	Peach Bowl	14	Clemson	27
1-1-05	Cotton Bowl	38	Texas A&M	7
1-1-07	Outback Bowl	10	Penn State	20
1-1-08	Outback Bowl	21	Wisconsin	17
12-31-10	Chick-fil-A Bowl	14	Virginia Tech	37
12-30-10	Music City Bowl	27	North Carolina	30 OT

\* not recognized by NCAA

## TEXAS A&M

(Won 2, Lost 0)

1-4-13	Cotton Bowl	41	Oklahoma	13
12-31-13	Chick-fil-A Bowl	52	Duke	48

## VANDERBILT

(Won 4, Lost 2, Tied 1)

12-31-55	Gator Bowl	25	Auburn	13
12-28-74	Peach Bowl	6	Texas Tech	6
12-31-82	Hall of Fame Bowl	28	Air Force	36
12-31-09	Music City Bowl	16	Boston College	14
12-31-11	Liberty Bowl	24	Cincinnati	31
12-31-12	Music City Bowl	38	N.C. State	24
12-4-14	BBVA Compass Bowl	41	Houston	24

## BOWL GAMES OF FORMER SEC MEMBERS

(Listed by Schools)

## GEORGIA TECH

(Won 10, Lost 5)

1-1-40	Orange Bowl	21	Missouri	7
1-1-43	Cotton Bowl	7	Texas	14
1-1-44	Sugar Bowl	20	Tulsa	18
1-1-45	Orange Bowl	12	Tulsa	26
1-1-47	Oil Bowl	41	St. Mary's	19
1-1-48	Orange Bowl	20	Kansas	14
1-1-52	Orange Bowl	17	Baylor	14
1-1-53	Sugar Bowl	24	Ole Miss	7
1-1-54	Sugar Bowl	42	West Virginia	19
1-1-55	Cotton Bowl	14	Arkansas	6
1-2-56	Sugar Bowl	7	Pittsburgh	0
12-29-56	Gator Bowl	21	Pittsburgh	14
1-2-60	Gator Bowl	7	Arkansas	14
12-30-61	Gator Bowl	15	Penn State	30
12-22-62	Bluebonnet Bowl	10	Missouri	14

## TULANE

(Won 1, Lost 1)

1-1-35	Sugar Bowl	20	Temple	14
1-1-40	Sugar Bowl	13	Texas A&M	14





# POLLS

ALABAMA • ARKANSAS • AUBURN • FLORIDA • GEORGIA • KENTUCKY • LSU • OLE MISS

## ASSOCIATED PRESS FINAL RANKINGS

### 1936

- 2. LSU
- 4. Alabama
- 17. Tennessee

### 1937

- 4. Alabama
- 8. LSU

### 1938

- 2. Tennessee
- 13. Alabama

### 1939

- 2. Tennessee
- 5. Tulane
- 16. Georgia Tech

### 1940

- 4. Tennessee
- 9. Mississippi State

### 1941

- 14. Georgia
- 16. Mississippi State
- 17. Ole Miss
- 18. Tennessee
- 20. Alabama

### 1942

- 2. Georgia
- 5. Georgia Tech
- 7. Tennessee
- 10. Alabama
- 16. Auburn
- 18. Mississippi State

### 1943

- 13. Georgia Tech

### 1944

- 12. Tennessee
- 13. Georgia Tech

### 1945

- 2. Alabama
- 14. Tennessee
- 15. LSU
- 18. Georgia

### 1946

- 3. Georgia
- 7. Tennessee
- 8. LSU

### 1947

- 6. Alabama
- 10. Georgia Tech
- 13. Ole Miss

### 1948

- 8. Georgia
- 12. Vanderbilt
- 15. Ole Miss

### 1949

- 9. LSU
- 11. Kentucky
- 17. Tennessee

### 1950

- 4. Tennessee
- 7. Kentucky
- 16. Alabama
- 20. Tulane

### 1951

- 1. Tennessee
- 5. Georgia Tech
- 15. Kentucky

### 1952

- 2. Georgia Tech
- 7. Ole Miss
- 8. Tennessee
- 9. Alabama
- 15. Florida
- 20. Kentucky

### 1953

- 8. Georgia Tech
- 13. Alabama
- 16. Kentucky
- 17. Auburn

### 1954

- 6. Ole Miss
- 13. Auburn

### 1955

- 7. Georgia Tech
- 8. Auburn
- 10. Ole Miss

### 1956

- 2. Tennessee
- 4. Georgia Tech

### 1957

- 1. Auburn
- 7. Ole Miss
- 13. Tennessee
- 14. Mississippi State
- 17. Florida

### 1958

- 1. LSU
- 4. Auburn
- 11. Ole Miss
- 14. Florida

### 1959

- 2. Ole Miss
- 3. LSU
- 5. Georgia
- 10. Alabama
- 19. Florida

### 1960

- 2. Ole Miss
- 9. Alabama
- 13. Auburn
- 18. Florida

### 1961

- 1. Alabama
- 4. LSU
- 5. Ole Miss
- 13. Georgia Tech

### 1962

- 3. Ole Miss
- 5. Alabama
- 7. LSU

### 1963

- 5. Auburn
- 7. Ole Miss
- 8. Alabama

### 1964

- 1. Alabama
- 7. LSU

### 1965

- 1. Alabama
- 7. Tennessee
- 8. LSU

### 1966

- 3. Alabama
- 4. Georgia

### 1967

- 2. Tennessee
- 8. Alabama

### 1968

- 8. Georgia
- 13. Tennessee
- 16. Auburn
- 17. Alabama
- 19. LSU

### 1969

- 8. Ole Miss
- 10. LSU
- 14. Florida
- 15. Tennessee
- 20. Auburn

### 1970

- 4. Tennessee
- 7. LSU
- 10. Auburn
- 20. Ole Miss

### 1971

- 4. Alabama
- 7. Georgia
- 9. Tennessee
- 11. LSU
- 12. Auburn
- 15. Ole Miss

### 1972

- 5. Auburn
- 7. Alabama
- 8. Tennessee
- 11. LSU

### 1973

- 4. Alabama
- 13. LSU
- 19. Tennessee

### 1974

- 5. Alabama
- 8. Auburn
- 15. Florida
- 17. Mississippi State
- 20. Tennessee

### 1975

- 3. Alabama
- 19. Georgia

### 1976

- 10. Georgia
- 11. Alabama
- 18. Kentucky
- 20. Mississippi State

### 1977

- 2. Alabama
- 6. Kentucky



**1978**

- 1. Alabama
- 16. Georgia

**1979**

- 1. Alabama
- 16. Auburn

**1980**

- 1. Georgia
- 6. Alabama
- 19. Miss. State

**1981**

- 6. Georgia
- 7. Alabama

**1982**

- 4. Georgia
- 11. LSU
- 14. Auburn

**1983**

- 3. Auburn
- 4. Georgia
- 6. Florida
- 15. Alabama

**1984**

- 3. Florida
- 14. Auburn
- 15. LSU
- 19. Kentucky

**1985**

- 4. Tennessee
- 5. Florida
- 13. Alabama
- 20. LSU

**1986**

- 6. Auburn
- 9. Alabama
- 10. LSU

**1987**

- 5. LSU
- 7. Auburn
- 13. Georgia
- 14. Tennessee

**1988**

- 8. Auburn
- 15. Georgia
- 17. Alabama
- 19. LSU

**1989**

- 5. Tennessee
- 6. Auburn
- 9. Alabama

**1990**

- 8. Tennessee
- 13. Florida
- 19. Auburn
- 21. Ole Miss

**1991**

- 5. Alabama
- 7. Florida
- 14. Tennessee
- 17. Georgia

**1992**

- 1. Alabama
- 8. Georgia
- 10. Florida
- 12. Tennessee
- 16. Ole Miss
- 23. Mississippi State

**1993**

- 4. Auburn
- 5. Florida
- 12. Tennessee
- 14. Alabama

**1994**

- 5. Alabama
- 7. Florida
- 9. Auburn
- 22. Tennessee
- 24. Mississippi State

**1995**

- 2. Florida
- 3. Tennessee
- 21. Alabama
- 22. Auburn

**1996**

- 1. Florida
- 9. Tennessee
- 11. Alabama
- 12. LSU
- 24. Auburn

**1997**

- 4. Florida
- 7. Tennessee
- 10. Georgia
- 11. Auburn
- 13. LSU
- 22. Ole Miss

**1998**

- 1. Tennessee
- 5. Florida
- 14. Georgia
- 16. Arkansas

**1999**

- 8. Alabama
- 9. Tennessee
- 12. Florida
- 13. Mississippi State
- 16. Georgia
- 17. Arkansas
- 22. Ole Miss

**2000**

- 10. Florida
- 18. Auburn
- 19. South Carolina
- 20. Georgia
- 22. LSU
- 24. Mississippi State

**2001**

- 3. Florida
- 4. Tennessee
- 7. LSU
- 13. South Carolina
- 22. Georgia

**2002**

- 3. Georgia
- 11. Alabama
- 14. Auburn

**2003**

- 2. LSU
- 7. Georgia
- 13. Ole Miss
- 15. Tennessee
- 24. Florida

**2004**

- 2. Auburn
- 7. Georgia
- 13. Tennessee
- 16. LSU

**2005**

- 6. LSU
- 8. Alabama
- 10. Georgia
- 12. Florida
- 14. Auburn

**2006**

- 1. Florida
- 3. LSU
- 9. Auburn
- 15. Arkansas
- 23. Georgia
- 25. Tennessee

**2007**

- 1. LSU
- 2. Georgia
- 12. Tennessee
- 13. Florida
- 15. Auburn

**2008**

- 1. Florida
- 6. Alabama
- 13. Georgia
- 14. Ole Miss

**2009**

- 1. Alabama
- 3. Florida
- 17. LSU
- 20. Ole Miss

**2010**

- 1. Auburn
- 8. LSU
- 10. Alabama
- 12. Arkansas
- 15. Mississippi State
- 22. South Carolina

**2011**

- 1. Alabama
- 2. LSU
- 5. Arkansas
- 9. South Carolina
- 19. Georgia

**2012**

- 1. Alabama
- 5. Georgia
- 5. Texas A&M
- 8. South Carolina
- 9. Florida
- 14. LSU
- 23. Vanderbilt

**2013**

- 2. Auburn
- 4. South Carolina
- 5. Missouri
- 7. Alabama
- 14. LSU
- 18. Texas A&M
- 24. Vanderbilt



# POLLS

ALABAMA • ARKANSAS • AUBURN • FLORIDA • GEORGIA • KENTUCKY • LSU • OLE MISS

## SEC TEAMS RANKED NO. 1

(Week By Week AP Poll)

1939	
Oct. 24	Tennessee
Oct. 31	Tennessee
Nov. 7	Tennessee
Nov. 14	Tennessee

1942	
Nov. 3	Georgia
Nov. 10	Georgia
Nov. 17	Georgia

1951	
Oct. 23	Tennessee
Oct. 30	Tennessee
Nov. 6	Tennessee
Nov. 20	Tennessee
Nov. 27	Tennessee
Dec. 4	Tennessee
National Champ.	Tennessee

1956	
Nov. 13	Tennessee

1957	
Nov. 26	Auburn
Dec. 3	Auburn
National Champ.	Auburn

1958	
Oct. 7	Auburn
Oct. 28	LSU
Nov. 4	LSU
Nov. 11	LSU
Nov. 18	LSU
Nov. 25	LSU
Dec. 2	LSU
National Champ.	LSU

1959	
Sept. 22	LSU
Sept. 29	LSU
Oct. 6	LSU
Oct. 13	LSU
Oct. 20	LSU
Oct. 27	LSU
Nov. 3	LSU

1960	
Sept. 20	Ole Miss
Sept. 27	Ole Miss
Oct. 11	Ole Miss

1961	
Oct. 10	Ole Miss
Nov. 21	Alabama
Nov. 28	Alabama
Nov. 5	Alabama
National Champ.	Alabama

1962	
Sept. 25	Alabama
Oct. 9	Alabama
Nov. 13	Alabama

1964	
Dec. 1	Alabama
National Champ.	Alabama

1965	
Dec. 4	Alabama
National Champ.	Alabama

1973	
Nov. 27	Alabama
Dec. 4	Alabama

1978	
Sept. 12	Alabama
Sept. 19	Alabama
Dec. 4	Alabama
National Champ.	Alabama

1979	
Oct. 16	Alabama
Oct. 23	Alabama
Oct. 30	Alabama
Nov. 6	Alabama
Nov. 13	Alabama
Nov. 20	Alabama
Nov. 27	Alabama
Dec. 3	Alabama
National Champ.	Alabama

1980	
Sept. 16	Alabama
Sept. 23	Alabama
Sept. 30	Alabama
Oct. 7	Alabama
Oct. 14	Alabama
Oct. 21	Alabama
Oct. 28	Alabama
Nov. 11	Georgia
Nov. 18	Georgia
Nov. 25	Georgia
Dec. 2	Georgia
Dec. 9	Georgia
National Champ.	Georgia

1982	
Nov. 9	Georgia
Nov. 16	Georgia
Nov. 23	Georgia
Nov. 30	Georgia
Dec. 7	Georgia

1985	
Sept. 10	Auburn
Sept. 17	Auburn
Sept. 24	Auburn
Nov. 5	Florida

1992	
National Champ.	Alabama

1994	
Preseason.	Florida
Sept. 11	Florida

Sept. 18	Florida
Sept. 26	Florida
Oct. 3	Florida
Oct. 10	Florida

NOTE: Arkansas was No. 1 in AP Poll of the week of Oct. 19, 1965.

1996	
Sept. 23	Florida
Sept. 30	Florida
Oct. 6	Florida
Oct. 13	Florida
Oct. 20	Florida
Oct. 27	Florida
Nov. 4	Florida
Nov. 11	Florida
Nov. 18	Florida
Nov. 25	Florida
Jan. 3	Florida
National Champ.	Florida

1997	
Sept. 21	Florida
Sept. 28	Florida
Oct. 5	Florida

1998	
Nov. 8	Tennessee
Nov. 15	Tennessee
Nov. 22	Tennessee
Nov. 29	Tennessee
Dec. 6	Tennessee
Jan. 5	Tennessee
National Champ.	Tennessee

2001	
Preseason.	Florida
Oct. 7	Florida

2006	
National Champ.	Florida

2007	
Oct. 1	LSU
Oct. 8	LSU
Nov. 12	LSU
Nov. 19	LSU
National Champ.	LSU

2008	
Nov. 2	Alabama
Nov. 9	Alabama
Nov. 16	Alabama
Nov. 23	Alabama
Nov. 30	Alabama
Dec. 7	Florida
National Champ.	Florida

2009	
Preseason.	Florida
Sept. 8	Florida
Sept. 13	Florida
Sept. 20	Florida
Sept. 27	Florida

Oct. 4	Florida
Oct. 11	Florida
Oct. 18	Alabama
Oct. 25	Florida
Nov. 1	Florida
Nov. 8	Florida
Nov. 15	Florida
Nov. 22	Florida
Nov. 29	Florida
Dec. 6	Alabama
National Champ.	Alabama

2010	
Preseason.	Alabama
Sept. 6	Alabama
Sept. 12	Alabama
Sept. 19	Alabama
Sept. 26	Alabama
Oct. 3	Alabama
Jan. 3	Auburn
Dec. 5	Auburn
National Champ.	Auburn

2011	
Sept. 25	LSU
Oct. 2	LSU
Oct. 9	LSU
Oct. 16	LSU
Oct. 23	LSU
Oct. 30	LSU
Nov. 6	LSU
Nov. 13	LSU
Nov. 20	LSU
Nov. 27	LSU
Dec. 4	LSU
National Champ.	Alabama

2012	
Sept. 4	Alabama
Sept. 10	Alabama
Sept. 17	Alabama
Sept. 24	Alabama
Oct. 1	Alabama
Oct. 8	Alabama
Oct. 15	Alabama
Oct. 22	Alabama
Oct. 29	Alabama
Nov. 5	Alabama
National Champ.	Alabama

2013	
Preseason.	Alabama
Sept. 1	Alabama
Sept. 8	Alabama
Sept. 15	Alabama
Sept. 22	Alabama
Sept. 29	Alabama
Oct. 6	Alabama
Oct. 13	Alabama
Oct. 20	Alabama
Oct. 27	Alabama
Nov. 3	Alabama
Nov. 10	Alabama
Nov. 17	Alabama
Nov. 24	Alabama



## UPI FINAL RANKINGS

1950	1960	1969	1980	1990
3. Tennessee 7. Kentucky 17. Alabama	3. Ole Miss 10. Alabama 14. Auburn 16. Florida 19. Tennessee	7. LSU 11. Tennessee 13. Ole Miss 15. Auburn 17. Florida	1. Georgia 6. Alabama 19. Florida	7. Tennessee 19. Auburn 23. Ole Miss
1951	1961	1970	1981	1991
1. Tennessee 5. Georgia Tech 17. Kentucky	1. Alabama 3. LSU 5. Ole Miss 13. Georgia Tech	4. Tennessee 6. LSU 9. Auburn	5. Georgia 6. Alabama 17. Miss. State	5. Alabama 7. Florida 14. Tennessee 20. Georgia
1952	1962	1971	1982	1992
2. Georgia Tech 7. Ole Miss 8. Tennessee 9. Alabama 20. Kentucky	3. Ole Miss 5. Alabama 8. LSU 11. Georgia Tech	2. Alabama 5. Auburn 8. Georgia 9. Tennessee 10. LSU 20. Ole Miss	4. Georgia 11. LSU 14. Auburn 17. Alabama	1. Alabama 8. Georgia 10. Florida 12. Tennessee 16. Ole Miss 25. Mississippi State
1953	1963	1972	1983	1993
9. Georgia Tech 11. Alabama 15. Kentucky	6. Auburn 7. Ole Miss 9. Alabama 11. Mississippi State	4. Alabama 7. Auburn 10. LSU 11. Tennessee	3. Auburn 4. Georgia 6. Florida 12. Alabama	4. Florida 12. Tennessee 13. Alabama
1954	1964	1973	1984	1994
6. Ole Miss 11. Georgia Tech	1. Alabama 7. LSU 20. Ole Miss	1. Alabama 14. LSU 20. Florida	7. Florida 14. Auburn 16. LSU 19. Kentucky	5. Alabama 7. Florida 18. Tennessee 25. Mississippi State
1955	1965	1974	1985	1995
7. Georgia Tech 8. Auburn 9. Ole Miss	4. Alabama 7. Tennessee 12. Florida 14. LSU 15. Georgia 17. Ole Miss 18. Kentucky	2. Alabama 6. Auburn 12. Florida 15. Tennessee 17. Miss. State	4. Tennessee 14. Alabama 20. LSU	2. Florida 3. Tennessee 21. Auburn 25. LSU
1956	1966	1975	1986	<p><b>Note:</b> The AFCA poll was conducted by USA Today/CNN beginning in 1991.</p> <p>Beginning in 1991, the UPI Poll was decided by a vote of sportswriters. The UPI poll was discontinued prior to the 1996 season.</p>
2. Tennessee 4. Georgia Tech	3. Alabama 4. Georgia 11. Florida 12. Ole Miss 14. Tennessee	3. Alabama 19. Georgia	8. Auburn 9. Alabama 11. LSU	
1957	1967	1976	1987	
2. Auburn 8. Ole Miss 16. Tennessee	2. Tennessee 7. Alabama 18. Georgia	9. Alabama 10. Georgia 20. Kentucky	5. LSU 7. Auburn 13. Tennessee 14. Georgia	
1958	1968	1977	1988	
1. LSU 4. Auburn 15. Florida	4. Georgia 7. Tennessee 12. Alabama	2. Alabama	7. Auburn 15. Georgia 17. Alabama	
1959	1969	1978	1989	
2. Ole Miss 3. LSU 5. Georgia 13. Alabama 19. Auburn	2. Tennessee 7. Alabama 18. Georgia	2. Alabama 15. Georgia	5. Tennessee 6. Auburn 7. Alabama	
1960	1970	1979		
	1. Alabama	1. Alabama		



# POLLS

ALABAMA • ARKANSAS • AUBURN • FLORIDA • GEORGIA • KENTUCKY • LSU • OLE MISS

## USA TODAY COACHES' FINAL RANKINGS

### 1982

- 4. Georgia
- 11. LSU
- 16. Auburn
- 22. Alabama
- 25. Florida

### 1983

- 2. Auburn
- 4. Georgia
- 9. Florida
- 13. Alabama
- 17. Tennessee

### 1984

- 3. Florida
- 15. Auburn
- 19. Kentucky
- 23. Georgia

### 1985

- 4. Tennessee
- 5. Florida
- 12. Alabama
- 20. Auburn
- 21. LSU
- 24. Georgia

### 1986

- 7. Auburn
- 9. Alabama
- 10. LSU
- 23. Georgia

### 1987

- 6. LSU
- 7. Auburn
- 13. Georgia
- 14. Tennessee
- 25. Alabama

### 1988

- 9. Auburn
- 16. Georgia
- 17. Alabama
- 22. LSU

### 1989

- 5. Tennessee
- 6. Auburn
- 9. Alabama

### 1990

- 7. Tennessee
- 13. Florida
- 19. Auburn
- 21. Ole Miss

### 1991

- 5. Alabama
- 8. Florida
- 15. Tennessee
- 19. Georgia

### 1992

- 1. Alabama
- 8. Georgia
- 11. Florida
- 12. Tennessee
- 16. Ole Miss

### 1993

- 4. Florida
- 11. Tennessee
- 13. Alabama

### 1994

- 4. Alabama
- 7. Florida
- 18. Tennessee
- 25. Mississippi State

### 1995

- 2. Tennessee
- 3. Florida
- 21. Auburn
- 25. LSU

### 1996

- 1. Florida
- 9. Tennessee
- 11. Alabama
- 13. LSU
- 25. Auburn

### 1997

- 6. Florida
- 8. Tennessee
- 10. Georgia
- 11. Auburn
- 13. LSU
- 22. Ole Miss

### 1998

- 1. Tennessee
- 6. Florida
- 14. Georgia
- 17. Arkansas

### 1999

- 8. Alabama
- 9. Tennessee
- 12. Mississippi State
- 14. Florida
- 16. Georgia
- 19. Arkansas
- 22. Ole Miss

### 2000

- 11. Florida
- 17. Georgia
- 20. Auburn
- 21. South Carolina
- 22. Mississippi State
- 25. Tennessee

### 2001

- 3. Florida
- 4. Tennessee
- 8. LSU
- 13. South Carolina
- 25. Georgia

### 2002

- 3. Georgia
- 16. Auburn
- 24. Florida

### 2003

- 1. LSU
- 6. Georgia
- 14. Ole Miss
- 16. Tennessee
- 25. Florida

### 2004

- 2. Auburn
- 6. Georgia
- 15. Tennessee
- 16. LSU
- 25. Florida

### 2005

- 5. LSU
- 8. Alabama
- 10. Georgia
- 14. Auburn
- 16. Florida

### 2006

- 1. Florida
- 3. LSU
- 8. Auburn
- 16. Arkansas
- 23. Tennessee

### 2007

- 1. LSU
- 3. Georgia
- 12. Tennessee
- 14. Auburn
- 16. Florida

### 2008

- 1. Florida
- 6. Alabama
- 10. Georgia
- 15. Ole Miss

### 2009

- 1. Alabama
- 3. Florida
- 17. LSU
- 21. Ole Miss

### 2010

- 1. Auburn
- 8. LSU
- 11. Alabama
- 12. Arkansas
- 17. Mississippi State
- 22. South Carolina

### 2011

- 1. Alabama
- 2. LSU
- 5. Arkansas
- 8. South Carolina
- 20. Georgia

### 2012

- 1. Alabama
- 4. Georgia
- 5. Texas A&M
- 7. South Carolina
- 10. Florida
- 12. LSU
- 20. Vanderbilt

### 2013

- 2. Auburn
- 4. South Carolina
- 5. Missouri
- 8. Alabama
- 14. LSU
- 18. Texas A&M
- 23. Vanderbilt

# PRIMARY SEC FOOTBALL CONTACTS



## ALABAMA

Jeff Purinton, Associate AD/Communications  
FAX: (205) 348-8841  
E-Mail: jpurinton@ia.ua.edu

**(205) 348-3631**

P.O. Box 870391  
Tuscaloosa, AL 35487-0391  
Internet: <http://www.rolltide.com>



## ARKANSAS

Zack Higbee, Assistant AD / Communications  
FAX: (479) 575-7481  
E-Mail: zhigbee@uark.edu

**(479) 575-5786**

Broyles Athletic Center, P.O. Box 7777  
Fayetteville, AR 72702  
Internet: <http://www.ArkansasRazorbacks.com>



## AUBURN

Shelly Poe, Assistant AD/Media Relations (slp0019@auburn.edu)  
Kirk Sampson, Associate AD/Communications (kirk@auburn.edu)  
FAX: (334) 844-9807

**(334) 844-9800**

392 S. Donahue Drive  
Auburn, AL 36849  
Internet: <http://www.auburntigers.com>



## FLORIDA

Steve McClain, Senior Associate AD/Communications  
FAX: (352) 375-4809  
E-Mail: Stevem@gators.ufl.edu

**(352) 375-4683 ext. 6100**

P.O. Box 14485  
Gainesville, FL 32604-2485  
Internet: <http://www.gatorzone.com>



## GEORGIA

Claude Felton, Sr. Associate AD/Sports Communications  
FAX: (706) 542-9339  
E-Mail: cfelton@sports.uga.edu

**(706) 542-1621**

P.O. Box 1472  
Athens, GA 30603-1472  
Internet: <http://www.georgiadogs.com>



## KENTUCKY

Tony Neely, Assistant Athletics Director / Media Relations  
FAX: (859) 323-4310  
E-Mail: tneely@uky.edu

**(859) 257-3838**

Joe Craft Center, 338 Lexington Avenue  
Lexington, KY 40506  
Internet: <http://www.UKathletics.com>



## LSU

Michael Bonnette, Associate AD/Sports Information  
FAX: (225) 578-1861  
E-Mail: mbonnet@lsu.edu

**(225) 578-8226**

LSU Athletic Administration Building  
Baton Rouge, LA 70803  
Internet: <http://www.LSUsports.net>



## OLE MISS

Kyle Campbell, Assistant AD/Media & Public Relations  
FAX: (662) 915-7006  
E-Mail: kyle@olemiss.edu

**(662) 915-7522**

908 All-American Drive  
University, MS 38677  
Internet: <http://www.OleMissSports.com>



## MISSISSIPPI STATE

Bill Martin, Assistant AD / Media Relations  
FAX: (662) 325-2563  
E-Mail: bmartin@athletics.msstate.edu

**(662) 325-2703**

P.O. Box 5308  
Mississippi State, MS 39762  
Internet: <http://www.hailstate.com>



## MISSOURI

Chad Moller, Assoc. Athletic Director/Communications  
FAX: (573) 882-4720  
E-Mail: mollerc@missouri.edu

**(573) 882-0712**

Hearnes Center; P.O. Box 677  
Columbia, MO 65205  
Internet: <http://www.mutigers.com>



## SOUTH CAROLINA

Steve Fink, Assistant AD/Media Relations  
FAX: (803) 777-2967  
E-Mail: finksc@mailbox.sc.edu

**(803) 777-7987**

Rice Athletic Center, 1304 Heyward Street  
Columbia, SC 29208  
Internet: <http://www.gamecocksonline.com>



## TENNESSEE

Jimmy Stanton, Associate AD/Communications  
FAX: (865) 974-1269  
E-Mail: jimmystanton@tennessee.edu

**(865) 974-4167**

P.O. Box 15016  
Knoxville, TN 37901  
Internet: <http://www.utsports.com>



## TEXAS A&M

Alan Cannon, Associate Athletic Director  
FAX: (979) 845-6825  
E-Mail: acannon@athletics.tamu.edu

**(979) 845-5725**

P.O. Box 30017  
College Station, TX 77842-3017  
Internet: <http://www.aggieathletics.com>



## VANDERBILT

Larry Leathers, Football Sports Information Director  
FAX: (615) 343-7064  
E-Mail: larry.leathers@vanderbilt.edu

**(615) 343-6437**

2601 Jess Neely Drive  
Nashville, TN 37212  
Internet: <http://www.vucommodores.com>



## SEC OFFICE

Chuck Dunlap, Director/Communications (cdunlap@sec.org)  
Sean Cartell, Assistant Director (scartell@sec.org)  
FAX: (205) 458-3030

**(205) 458-3000**

2201 Arrington Blvd. North  
Birmingham, AL 35203-1103  
Internet: <http://www.SECsports.com>






**IT'S MORE THAN  
A TRIBUTE.**



**IT'S  
A TESTAMENT.**



**TAKE IT ALL IN**



[SECNETWORK.COM](http://SECNETWORK.COM)